

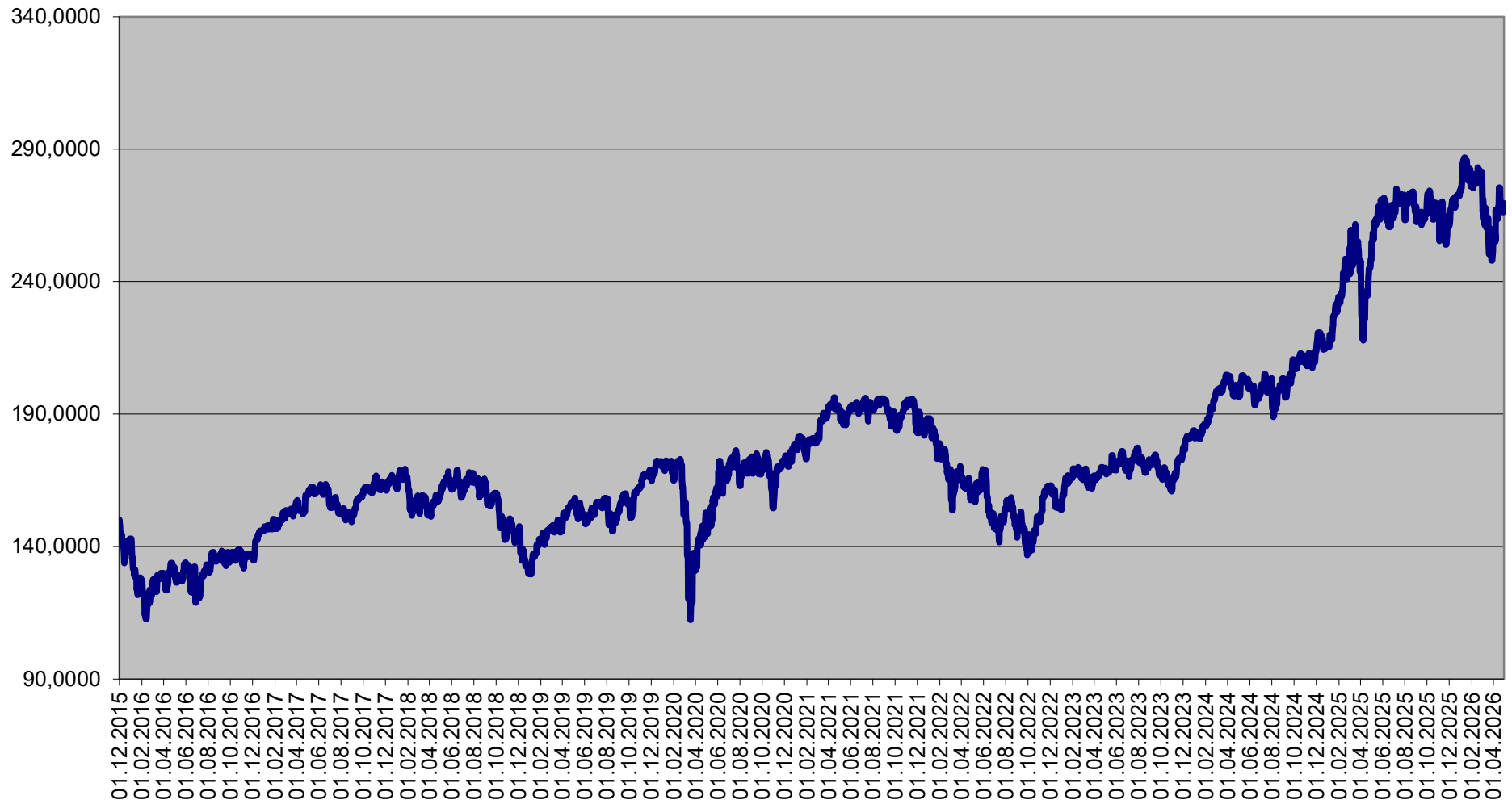
Ceny podílových jednotek
Investiční životní pojištění

Datum	Fond			Strategie		
	MEAG EuroBalance	MEAG EuroRent	MEAG Proinvest	Dynamická (Conseq)	Vyvážená (Conseq)	Konzervativní (Conseq)
30.04.2026	190,459	105,973	269,467	254,419	197,223	156,306
29.04.2026	189,336	105,833	266,368	253,416	196,940	156,253
28.04.2026	189,284	105,941	266,157	253,911	197,146	156,268
27.04.2026	189,994	106,102	267,860	255,560	197,607	156,510
24.04.2026	190,713	106,206	268,736	255,524	197,904	156,707
23.04.2026	189,794	106,178	269,476	255,542	198,200	157,018
22.04.2026	190,292	106,172	269,901	256,565	198,527	157,187
21.04.2026	189,379	106,036	270,029	256,733	198,303	157,069
20.04.2026	189,737	106,046	271,650	258,049	198,680	157,057
17.04.2026	190,882	106,268	275,434	258,921	198,953	157,135
16.04.2026	188,978	106,043	269,070	256,125	197,942	156,792
15.04.2026	189,106	106,049	268,118	255,776	197,847	156,762
14.04.2026	189,604	105,967	267,047	255,542	197,593	156,607
13.04.2026	188,308	105,719	263,696	253,307	197,078	156,365
10.04.2026	188,443	105,843	263,829	252,930	196,830	156,338
09.04.2026	188,376	106,017	264,013	251,296	196,344	156,161
08.04.2026	188,233	106,249	267,071	251,819	196,586	156,379
07.04.2026	184,535	105,858	255,183	244,512	194,117	155,176
06.04.2026	185,683	106,184	258,139	244,319	194,370	155,426
03.04.2026	185,683	106,184	258,139	244,319	194,370	155,426
02.04.2026	185,683	106,184	258,139	244,319	194,370	155,426
01.04.2026	185,708	106,136	259,853	245,095	194,319	155,399
31.03.2026	183,350	105,771	251,599	240,984	193,063	155,039
27.02.2026	191,580	107,205	281,427	258,884	199,318	157,674
30.01.2026	188,748	106,825	277,477	252,129	196,630	157,050
31.12.2025	185,695	105,812	274,089	242,056	192,851	155,711
28.11.2025	183,679	105,709	264,286	236,882	191,086	155,039
31.10.2025	184,132	106,469	267,237	235,180	190,634	154,990
30.09.2025	180,515	105,961	267,228	233,052	189,290	154,036
29.08.2025	178,000	106,077	266,296	228,070	187,912	154,149
31.07.2025	179,390	106,505	270,341	222,146	185,655	153,600
30.06.2025	179,813	107,016	268,379	220,336	184,727	152,909
30.05.2025	181,007	107,416	269,333	216,687	183,568	152,721
30.04.2025	176,268	107,074	248,318	208,341	180,085	151,810
31.03.2025	174,093	106,462	243,644	210,054	181,087	152,323
28.02.2025	181,621	107,329	244,379	211,466	182,240	153,063
31.01.2025	180,536	107,144	234,302	210,203	181,529	152,731
31.12.2024	173,819	106,747	215,274	203,247	177,996	151,521
29.11.2024	174,013	107,395	213,708	206,770	179,433	151,376
31.10.2024	172,071	106,181	209,265	203,944	177,454	150,081
30.09.2024	172,995	105,881	208,568	208,624	178,860	149,667
30.08.2024	170,395	104,257	203,328	205,075	176,956	148,828
31.07.2024	171,392	105,427	203,422	204,885	177,214	149,016
28.06.2024	167,991	102,080	197,198	201,555	174,807	147,634
31.05.2024	164,648	100,313	200,005	200,839	173,656	146,490

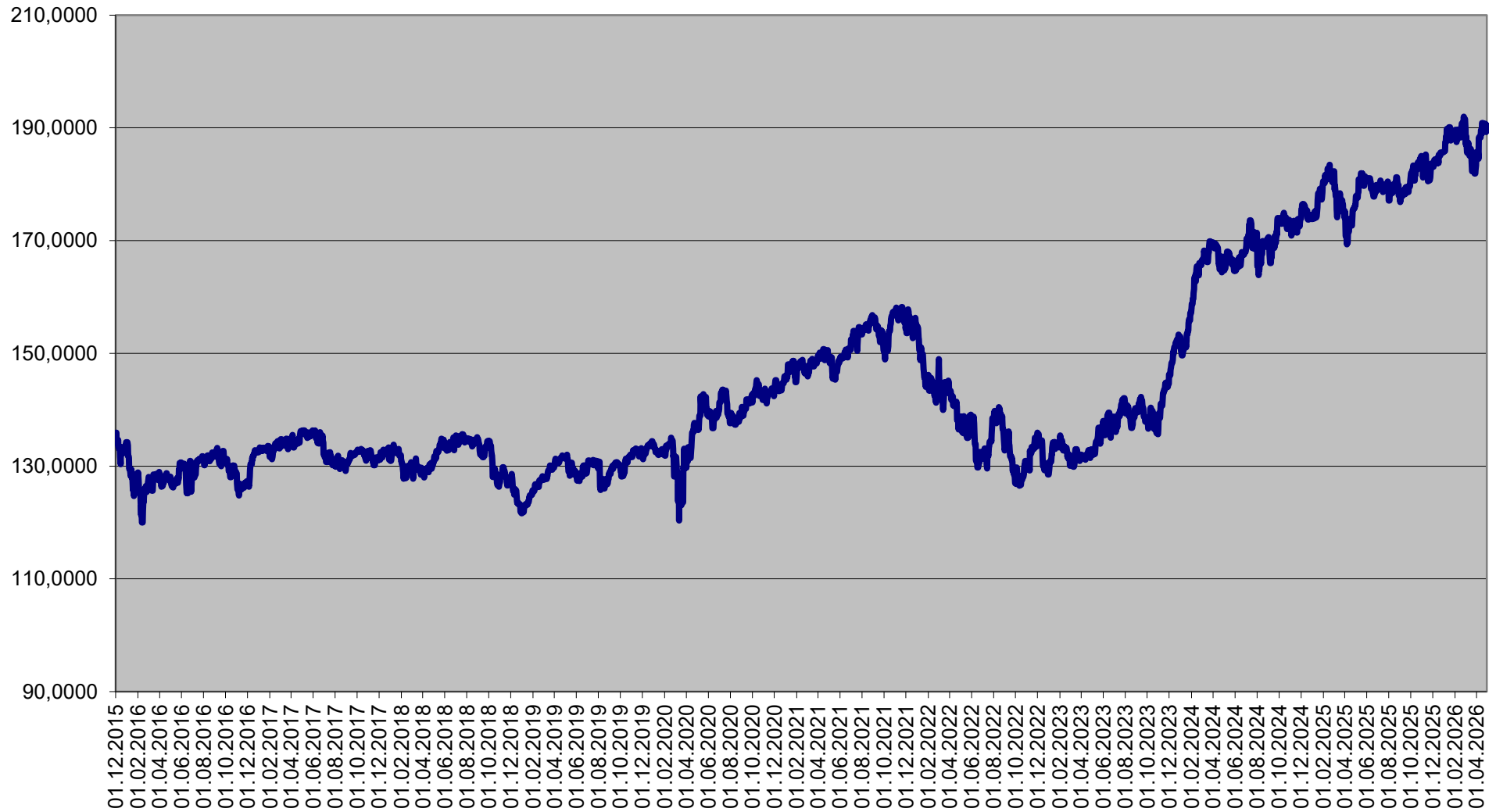
Ceny podřlových jednotek
Investiční životní pojištění

Datum	Garantovaný	Garantovaný 2015	Garantovaný 2016
30.04.2026	119,858	108,942	108,800
29.04.2026	119,854	108,939	108,798
28.04.2026	119,849	108,937	108,795
27.04.2026	119,844	108,935	108,792
24.04.2026	119,831	108,928	108,784
23.04.2026	119,826	108,925	108,782
22.04.2026	119,822	108,923	108,779
21.04.2026	119,817	108,920	108,776
20.04.2026	119,813	108,918	108,774
17.04.2026	119,799	108,911	108,766
16.04.2026	119,794	108,909	108,763
15.04.2026	119,790	108,906	108,760
14.04.2026	119,785	108,904	108,758
13.04.2026	119,781	108,901	108,755
10.04.2026	119,767	108,894	108,747
09.04.2026	119,762	108,892	108,744
08.04.2026	119,758	108,890	108,742
07.04.2026	119,753	108,887	108,739
06.04.2026	119,731	108,875	108,726
03.04.2026	119,731	108,875	108,726
02.04.2026	119,731	108,875	108,726
01.04.2026	119,726	108,873	108,723
31.03.2026	119,721	108,871	108,720
27.02.2026	119,576	108,795	108,635
30.01.2026	119,448	108,728	108,560
31.12.2025	119,311	108,656	108,480
28.11.2025	119,161	108,578	108,392
31.10.2025	119,034	108,512	108,318
30.09.2025	118,894	108,439	108,235
29.08.2025	118,749	108,363	108,150
31.07.2025	118,618	108,294	108,074
30.06.2025	118,478	108,221	107,991
30.05.2025	118,339	108,148	107,909
30.04.2025	118,204	108,077	107,830
31.03.2025	118,069	108,007	107,751
28.02.2025	117,929	107,934	107,669
31.01.2025	117,804	107,868	107,595
31.12.2024	117,664	107,794	107,512
29.11.2024	117,520	107,719	107,428
31.10.2024	117,391	107,651	107,352
30.09.2024	117,252	107,578	107,270
30.08.2024	117,114	107,505	107,189
31.07.2024	116,981	107,435	107,110
28.06.2024	116,834	107,358	107,023
31.05.2024	116,709	107,292	106,950

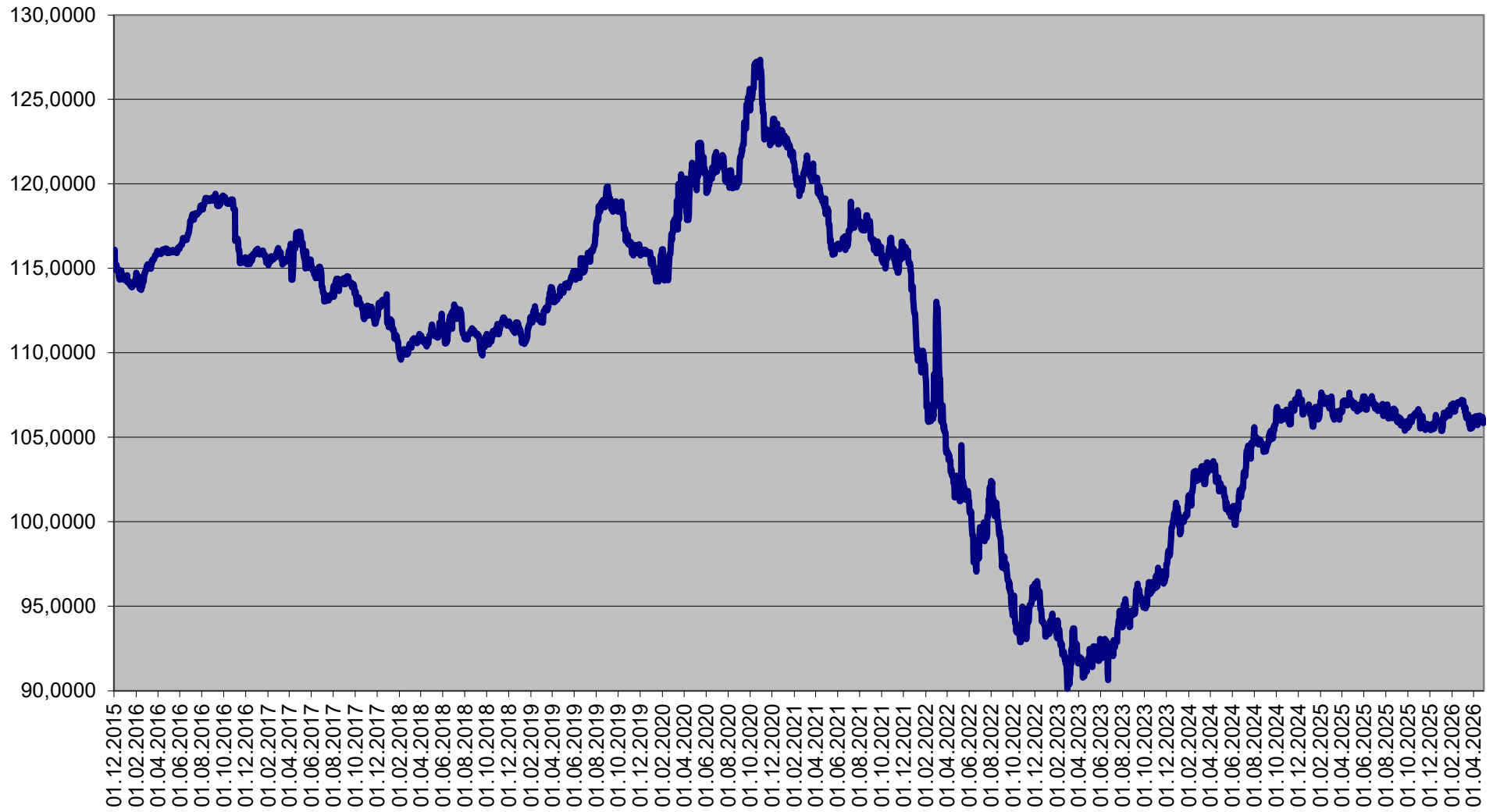
Finanční fond MEAG ProInvest

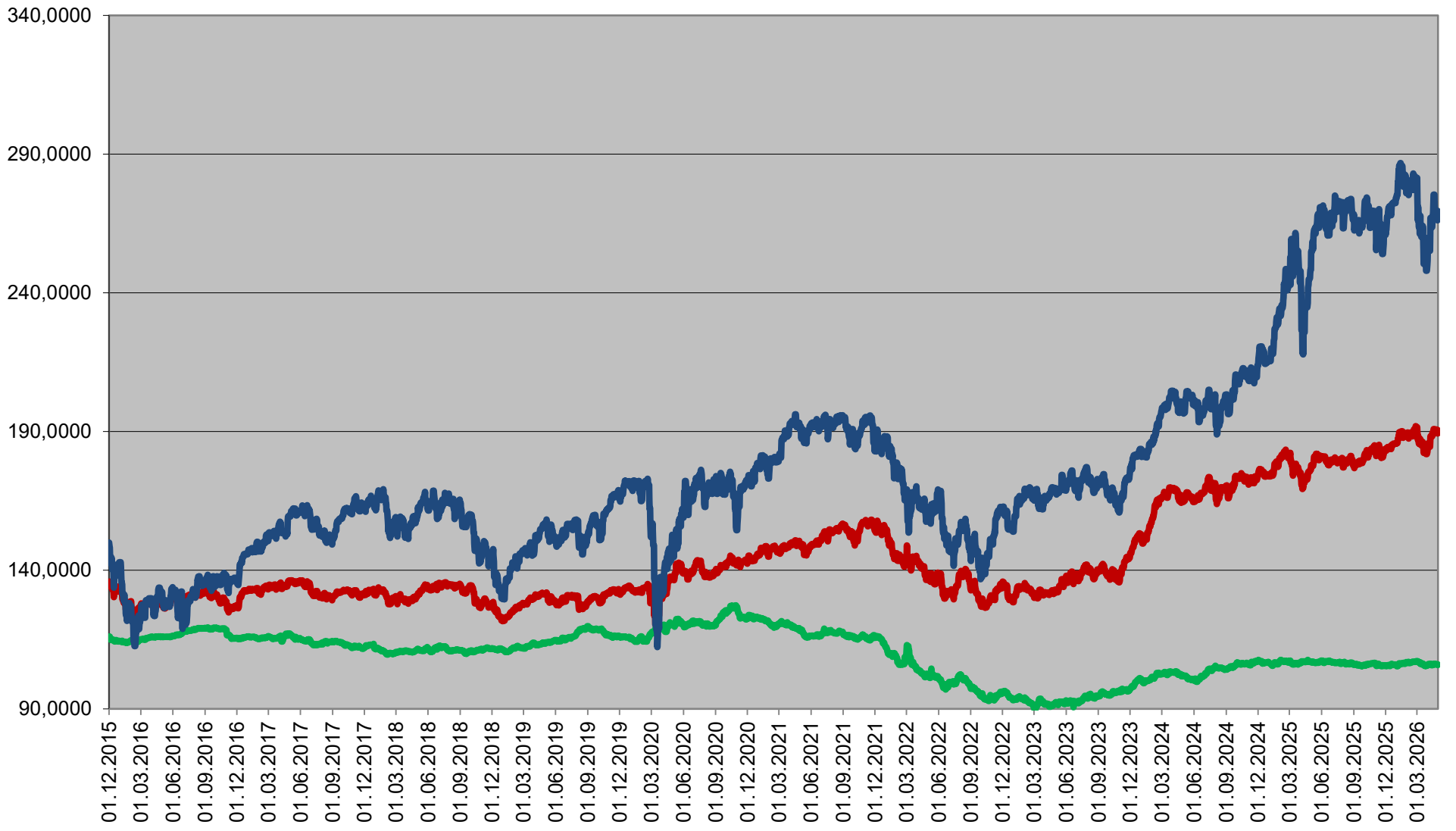


Finanční fond MEAG EuroBalance



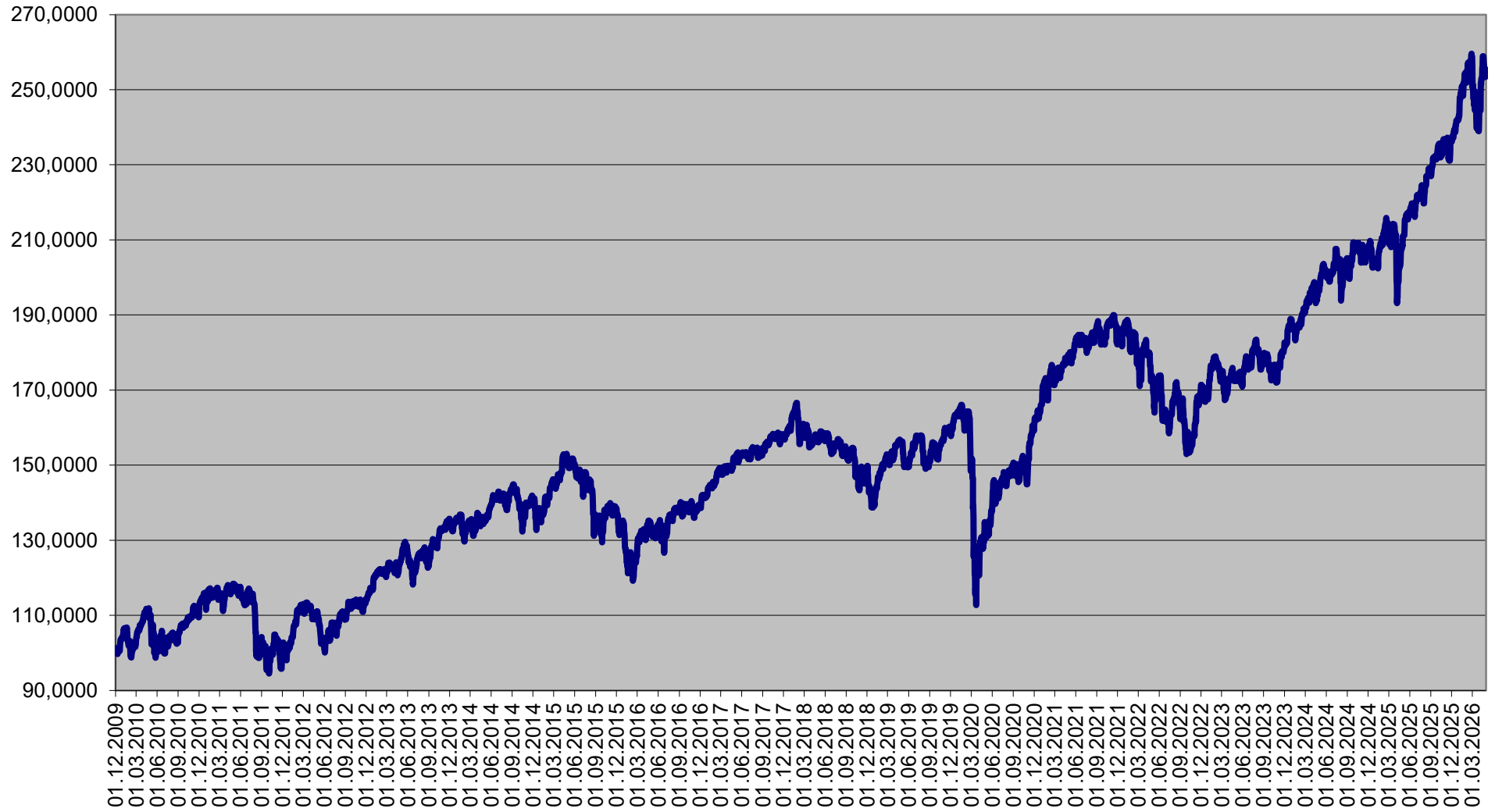
Finanční fond MEAG EuroRent



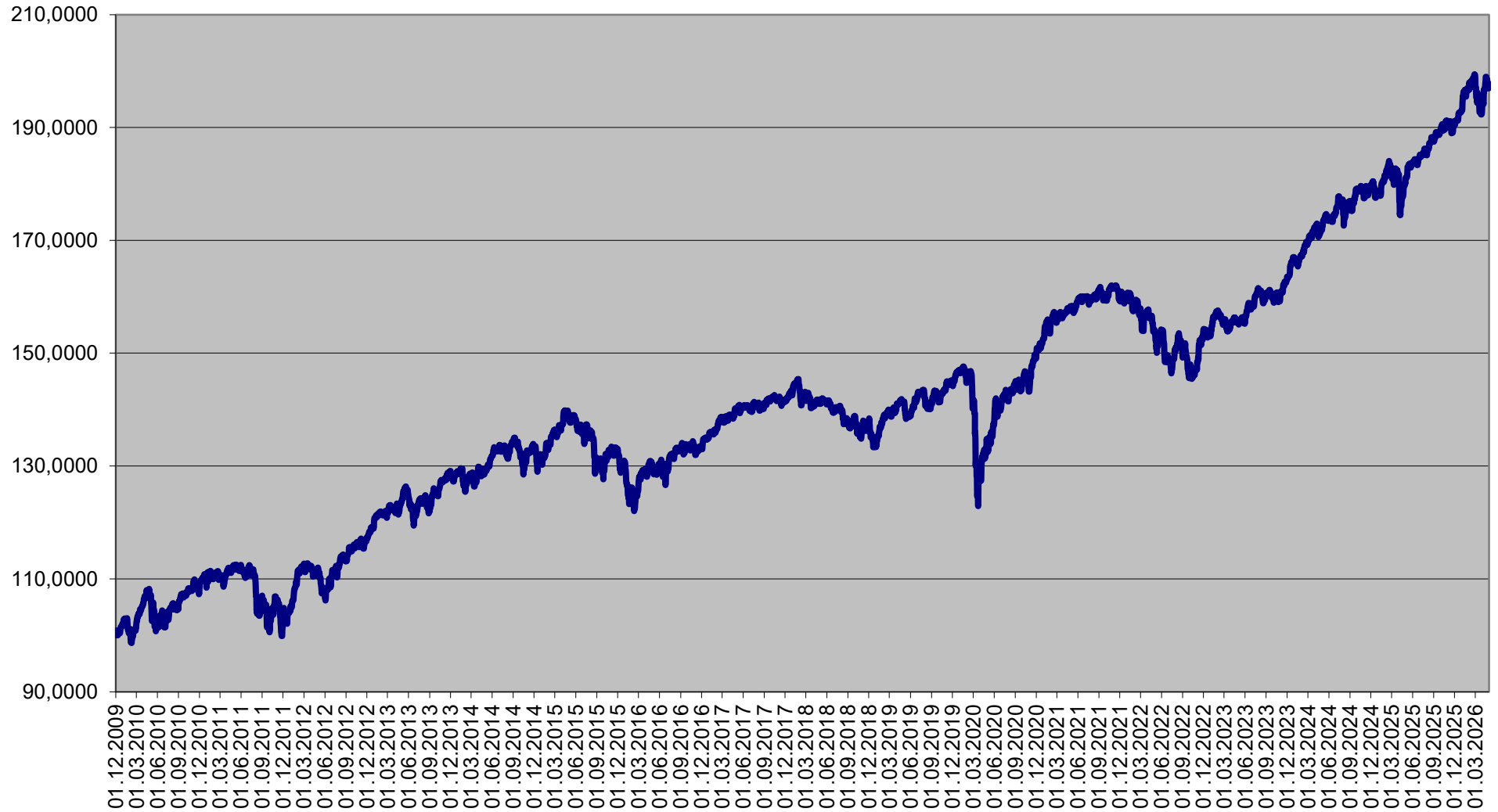


MEAG EuroBalance MEAG EuroRent MEAG Proinvest

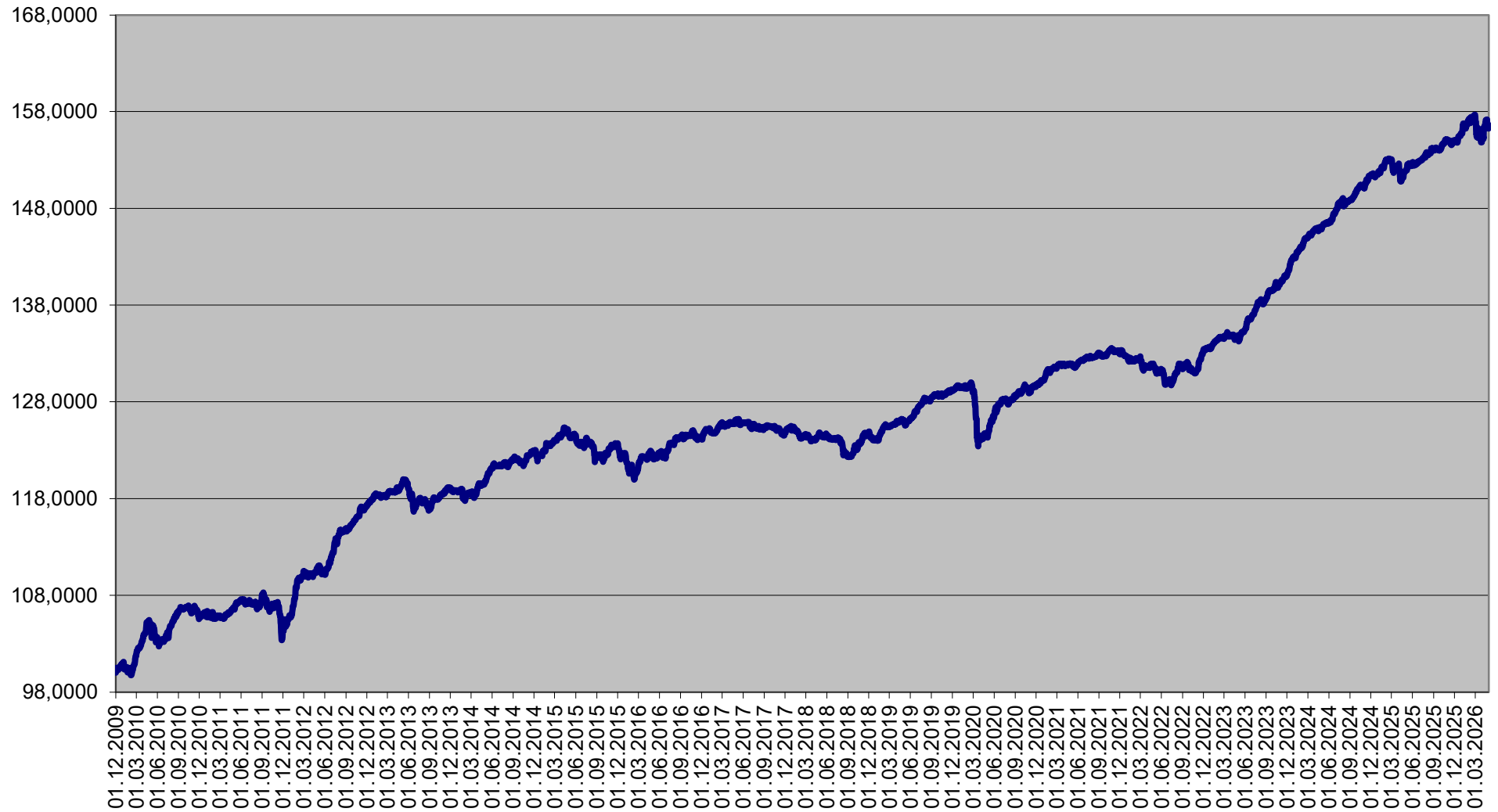
Dynamická strategie

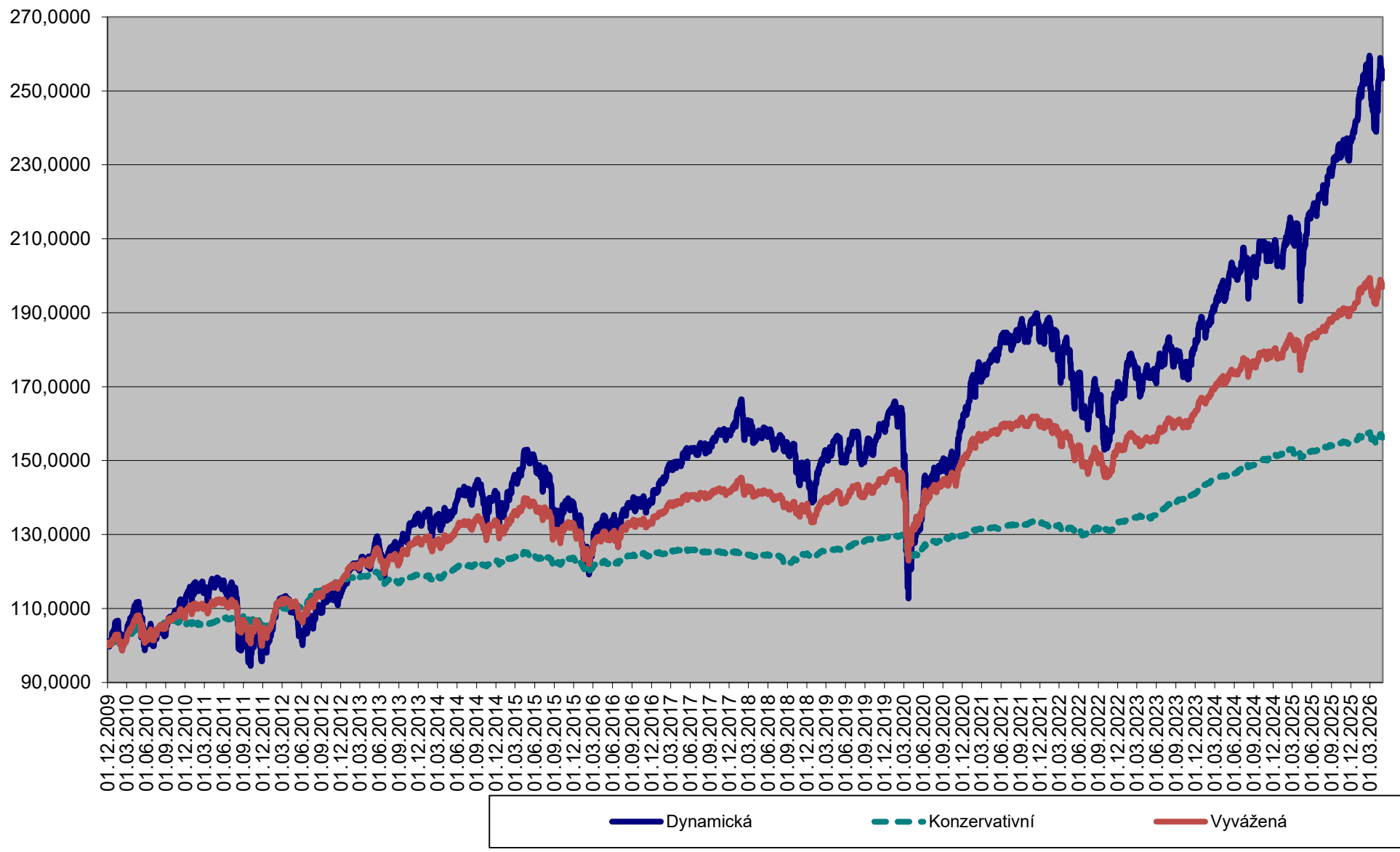


Vyvážená strategie

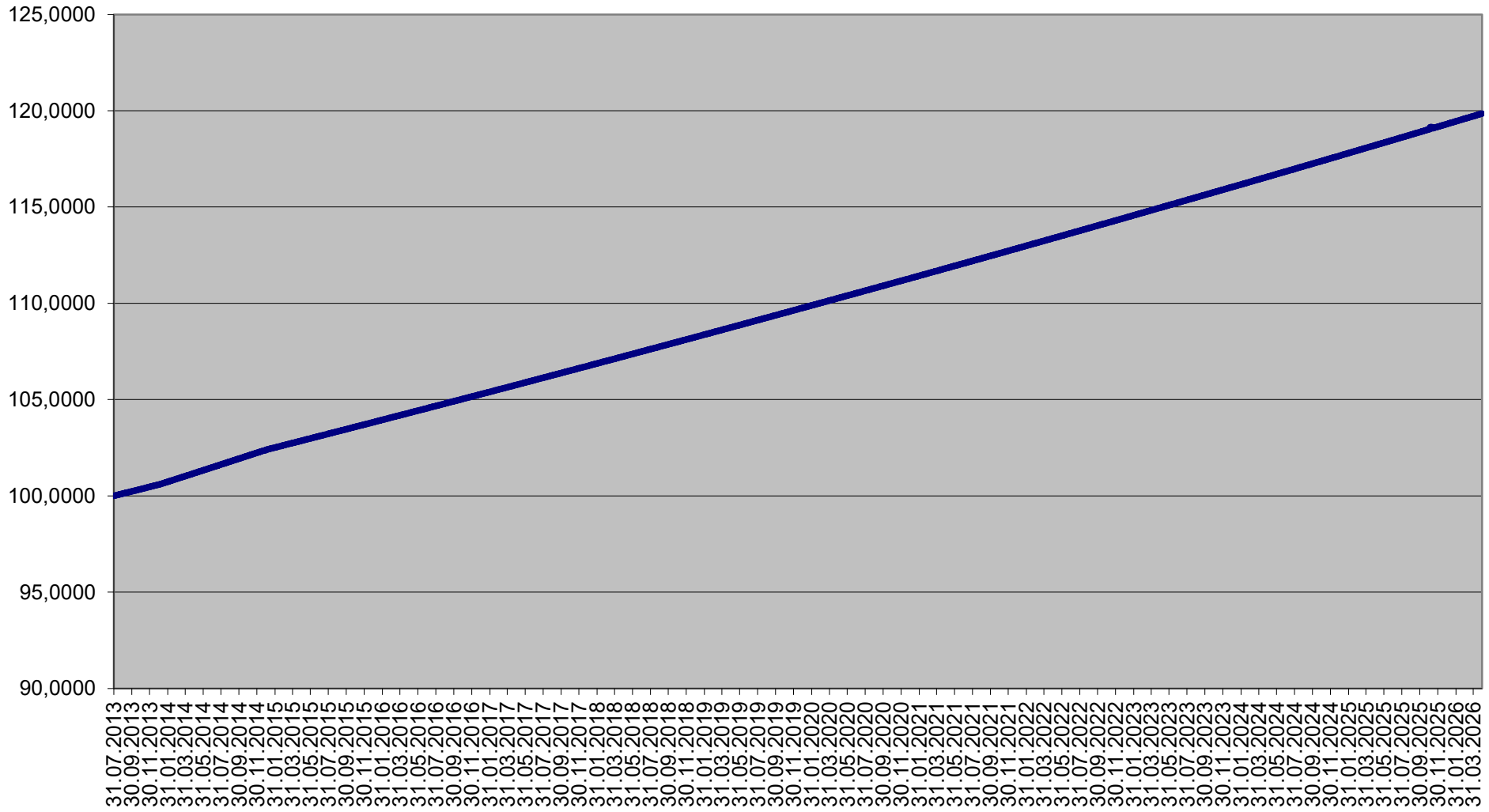


Konzervativní strategie

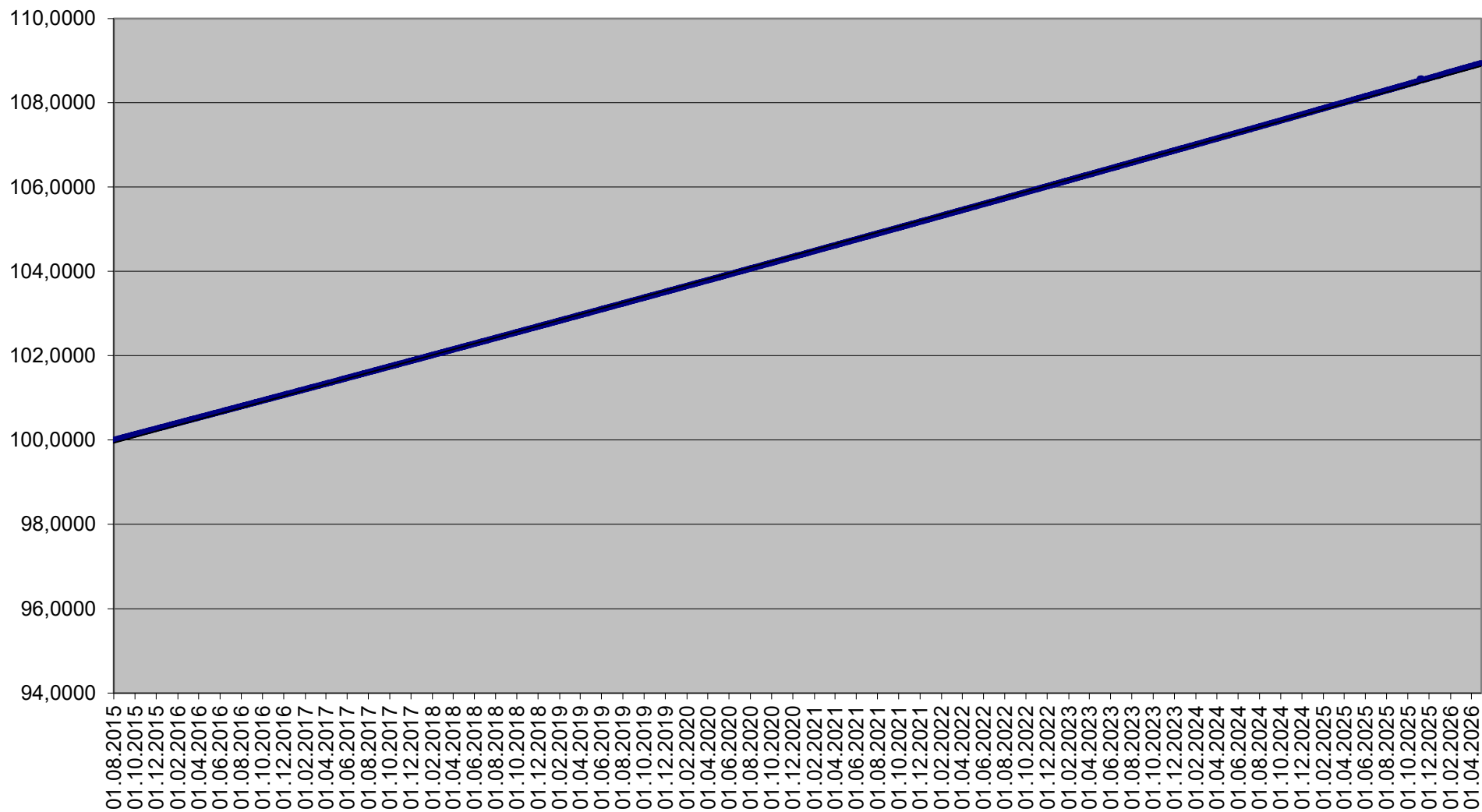




Garantovaný fond



Garantovaný fond 2015



Garantovaný fond 2016

