

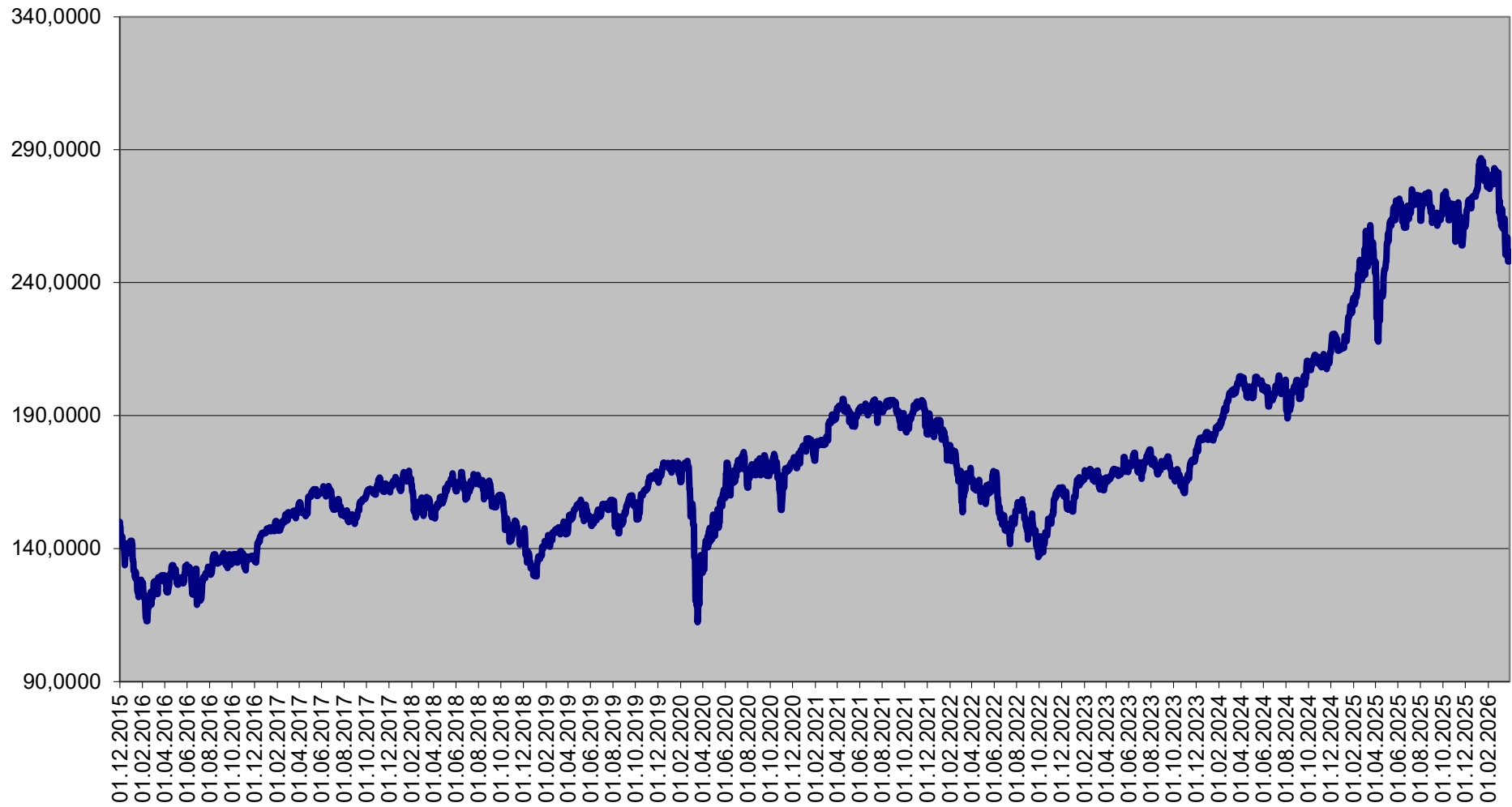
Ceny podílových jednotek
Investiční životní pojištění

Datum	Fond			Strategie		
	MEAG EuroBalance	MEAG EuroRent	MEAG Proinvest	Dynamická (Conseq)	Vyvážená (Conseq)	Konzervativní (Conseq)
31.03.2026	183,350	105,771	251,599	240,984	193,063	155,039
30.03.2026	182,564	105,792	250,203	238,946	192,433	154,828
27.03.2026	181,909	105,558	247,988	239,133	192,323	154,822
26.03.2026	182,800	105,523	252,470	240,925	193,015	155,274
25.03.2026	184,687	105,773	257,056	243,237	193,748	155,563
24.03.2026	183,378	105,523	252,878	240,277	192,584	155,154
23.03.2026	183,003	105,507	253,440	240,112	192,721	155,519
20.03.2026	182,293	105,728	250,419	239,728	192,709	155,366
19.03.2026	184,397	106,131	255,564	242,150	193,965	155,767
18.03.2026	185,706	106,332	262,975	245,678	195,174	156,029
17.03.2026	186,270	106,375	264,152	247,241	195,650	156,217
16.03.2026	185,692	106,223	261,724	245,561	194,865	155,665
13.03.2026	185,039	106,109	260,241	244,542	194,285	155,299
12.03.2026	185,641	106,212	262,417	245,950	194,688	155,514
11.03.2026	186,766	106,265	263,892	248,848	195,786	156,052
10.03.2026	187,356	106,779	267,857	249,744	196,207	156,415
09.03.2026	185,451	106,450	261,265	245,897	194,455	155,360
06.03.2026	185,640	106,699	263,726	247,640	195,322	155,720
05.03.2026	187,282	106,975	266,348	250,639	196,653	156,518
04.03.2026	188,480	107,184	271,001	251,383	197,112	156,939
03.03.2026	187,030	107,007	266,183	250,515	196,956	156,881
02.03.2026	189,620	107,036	274,272	256,502	198,706	157,434
27.02.2026	191,580	107,205	281,427	258,884	199,318	157,674
30.01.2026	188,748	106,825	277,477	252,129	196,630	157,050
31.12.2025	185,695	105,812	274,089	242,056	192,851	155,711
28.11.2025	183,679	105,709	264,286	236,882	191,086	155,039
31.10.2025	184,132	106,469	267,237	235,180	190,634	154,990
30.09.2025	180,515	105,961	267,228	233,052	189,290	154,036
29.08.2025	178,000	106,077	266,296	228,070	187,912	154,149
31.07.2025	179,390	106,505	270,341	222,146	185,655	153,600
30.06.2025	179,813	107,016	268,379	220,336	184,727	152,909
30.05.2025	181,007	107,416	269,333	216,687	183,568	152,721
30.04.2025	176,268	107,074	248,318	208,341	180,085	151,810
31.03.2025	174,093	106,462	243,644	210,054	181,087	152,323
28.02.2025	181,621	107,329	244,379	211,466	182,240	153,063
31.01.2025	180,536	107,144	234,302	210,203	181,529	152,731
31.12.2024	173,819	106,747	215,274	203,247	177,996	151,521
29.11.2024	174,013	107,395	213,708	206,770	179,433	151,376
31.10.2024	172,071	106,181	209,265	203,944	177,454	150,081
30.09.2024	172,995	105,881	208,568	208,624	178,860	149,667
30.08.2024	170,395	104,257	203,328	205,075	176,956	148,828
31.07.2024	171,392	105,427	203,422	204,885	177,214	149,016
28.06.2024	167,991	102,080	197,198	201,555	174,807	147,634
31.05.2024	164,648	100,313	200,005	200,839	173,656	146,490
30.04.2024	164,750	101,911	197,371	196,415	171,828	145,853

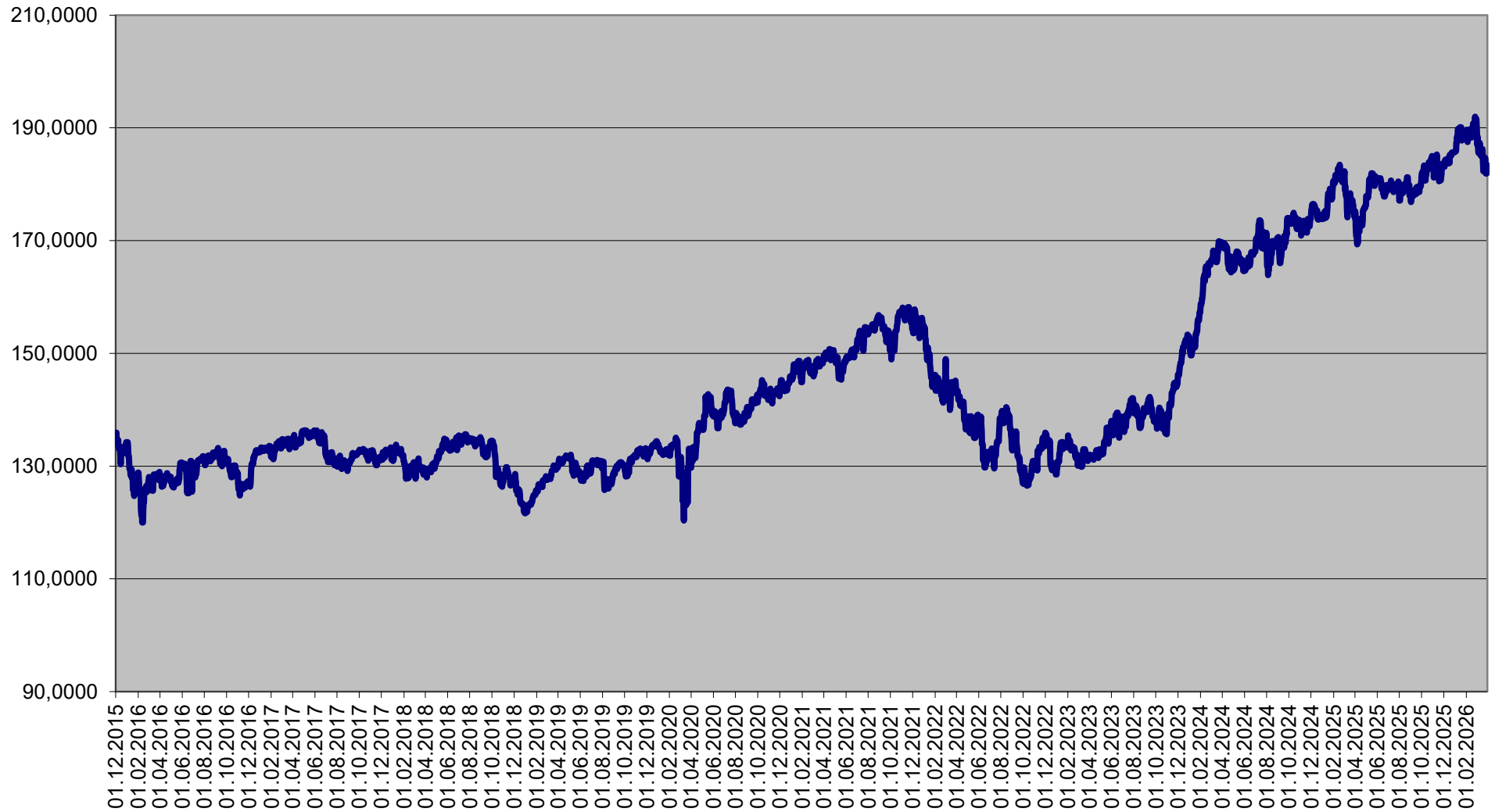
Ceny podílových jednotek
Investiční životní pojištění

Datum	Garantovaný	Garantovaný 2015	Garantovaný 2016
31.03.2026	119,721	108,871	108,720
30.03.2026	119,717	108,868	108,718
27.03.2026	119,703	108,861	108,710
26.03.2026	119,699	108,859	108,707
25.03.2026	119,694	108,856	108,704
24.03.2026	119,690	108,854	108,702
23.03.2026	119,685	108,852	108,699
20.03.2026	119,671	108,844	108,691
19.03.2026	119,667	108,842	108,688
18.03.2026	119,662	108,840	108,686
17.03.2026	119,658	108,837	108,683
16.03.2026	119,653	108,835	108,680
13.03.2026	119,639	108,828	108,672
12.03.2026	119,635	108,825	108,670
11.03.2026	119,630	108,823	108,667
10.03.2026	119,626	108,821	108,664
09.03.2026	119,621	108,818	108,662
06.03.2026	119,608	108,811	108,654
05.03.2026	119,603	108,809	108,651
04.03.2026	119,598	108,806	108,648
03.03.2026	119,594	108,804	108,646
02.03.2026	119,589	108,802	108,643
27.02.2026	119,576	108,795	108,635
30.01.2026	119,448	108,728	108,560
31.12.2025	119,311	108,656	108,480
28.11.2025	119,161	108,578	108,392
31.10.2025	119,034	108,512	108,318
30.09.2025	118,894	108,439	108,235
29.08.2025	118,749	108,363	108,150
31.07.2025	118,618	108,294	108,074
30.06.2025	118,478	108,221	107,991
30.05.2025	118,339	108,148	107,909
30.04.2025	118,204	108,077	107,830
31.03.2025	118,069	108,007	107,751
28.02.2025	117,929	107,934	107,669
31.01.2025	117,804	107,868	107,595
31.12.2024	117,664	107,794	107,512
29.11.2024	117,520	107,719	107,428
31.10.2024	117,391	107,651	107,352
30.09.2024	117,252	107,578	107,270
30.08.2024	117,114	107,505	107,189
31.07.2024	116,981	107,435	107,110
28.06.2024	116,834	107,358	107,023
31.05.2024	116,709	107,292	106,950
30.04.2024	116,572	107,220	106,868

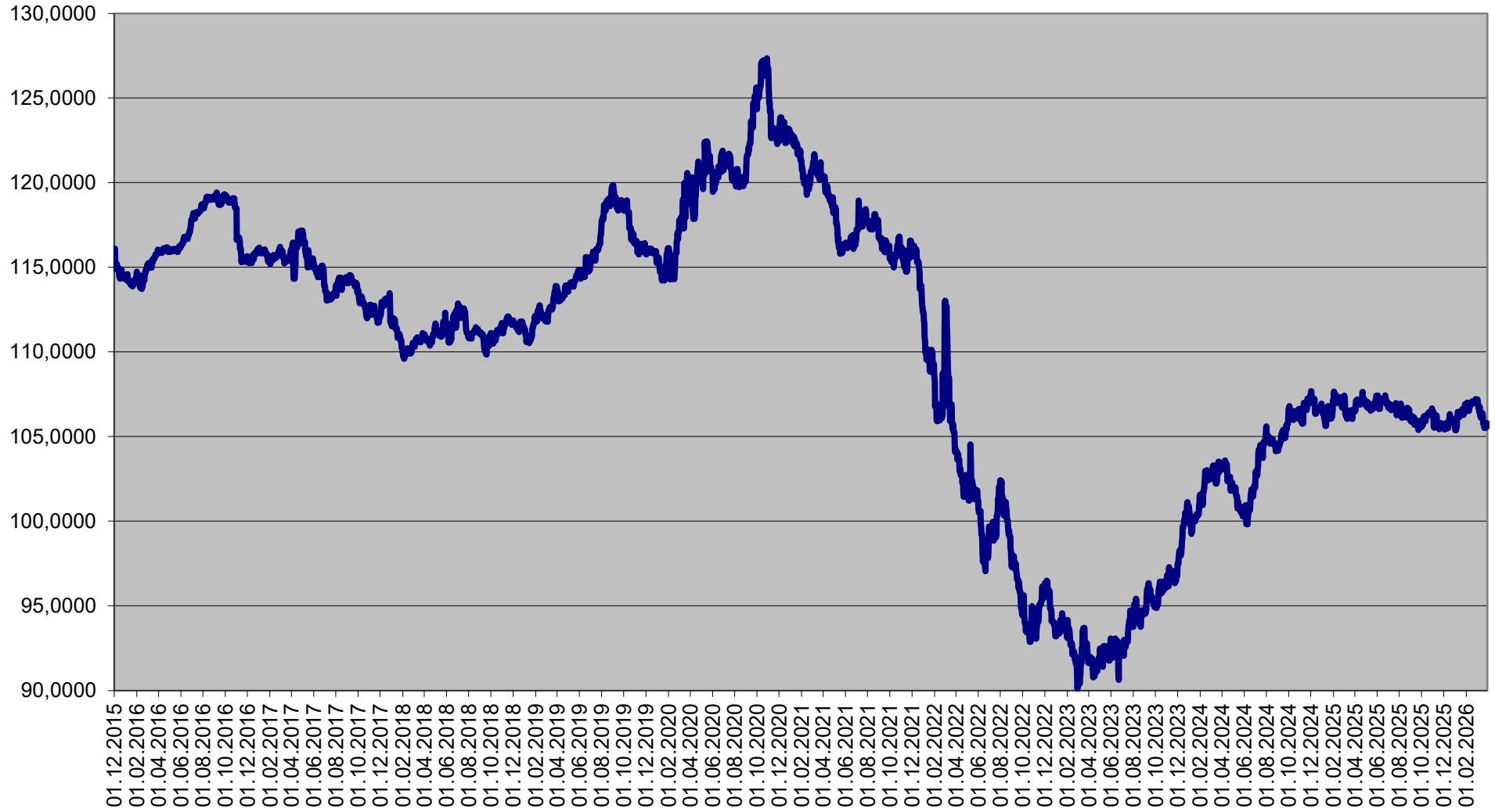
Finanční fond MEAG ProInvest

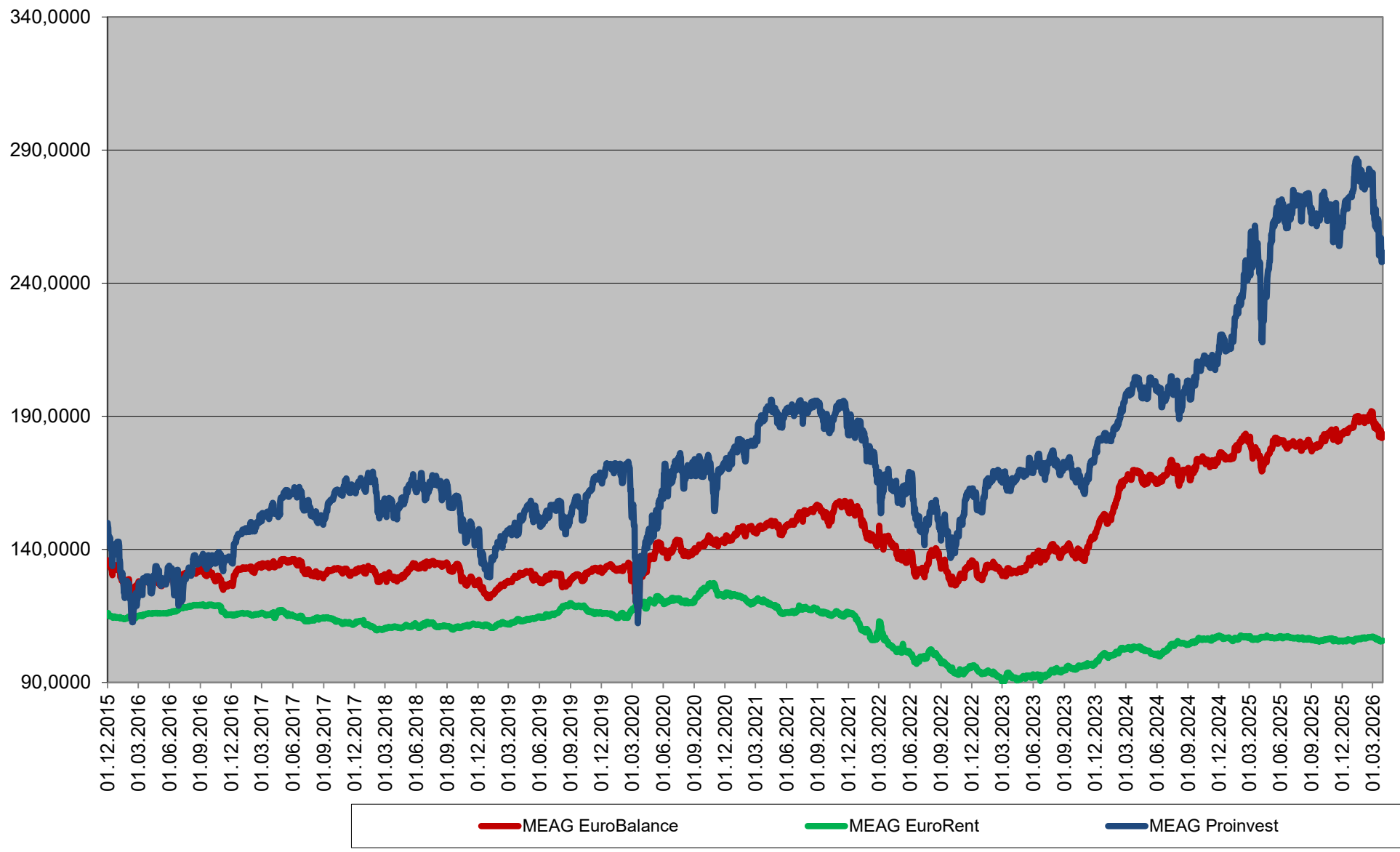


Finanční fond MEAG EuroBalance

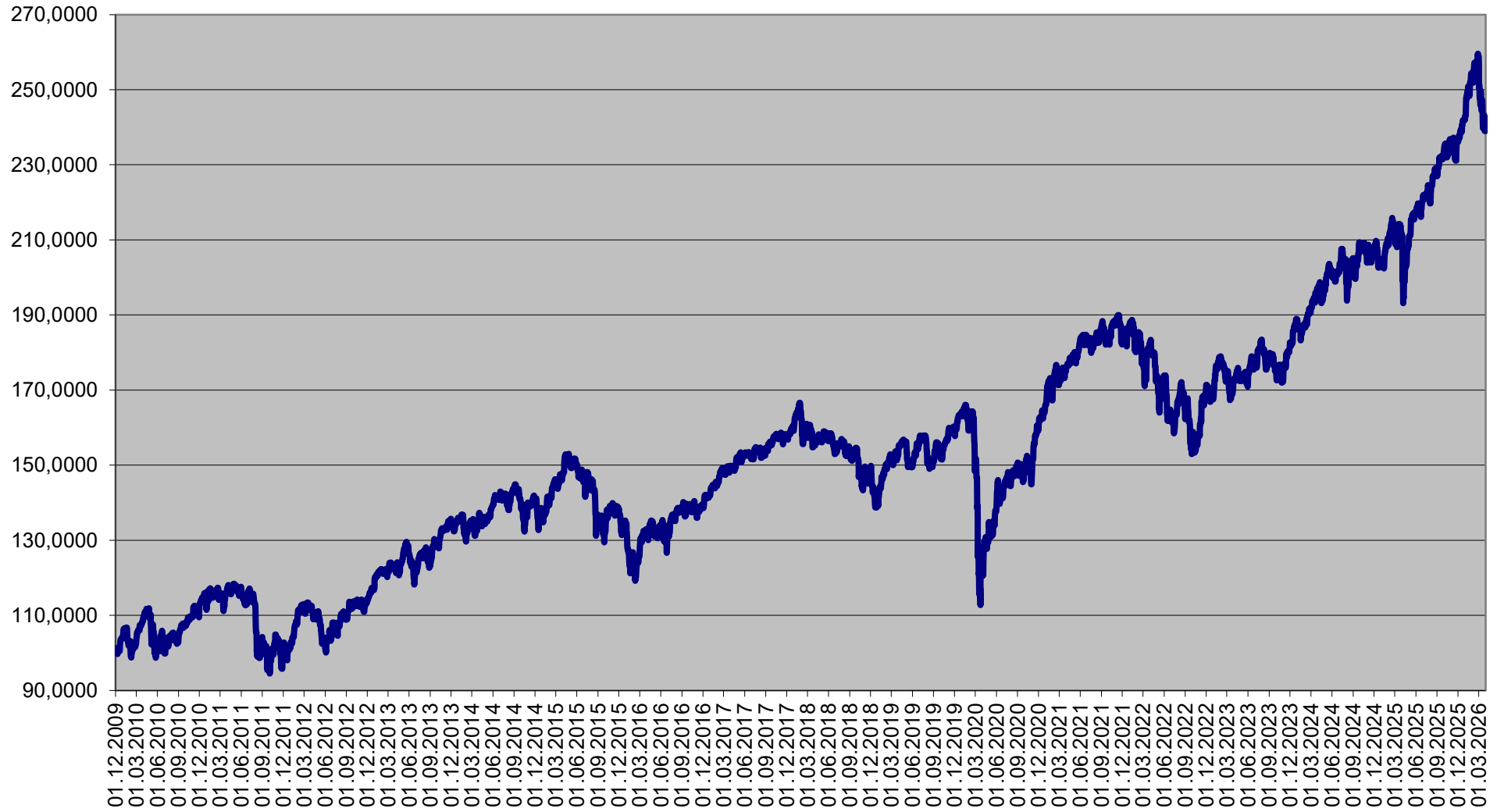


Finanční fond MEAG EuroRent

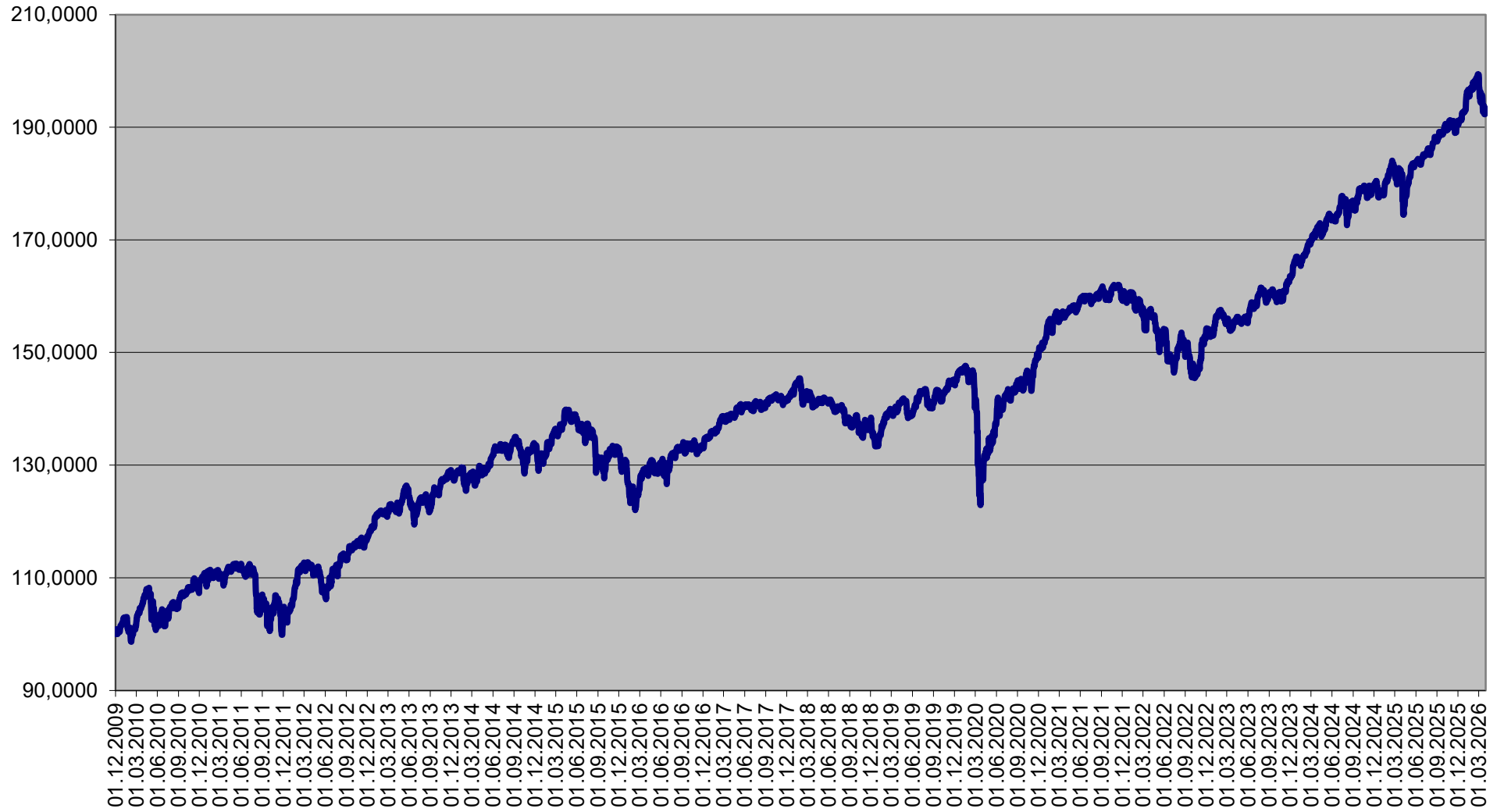




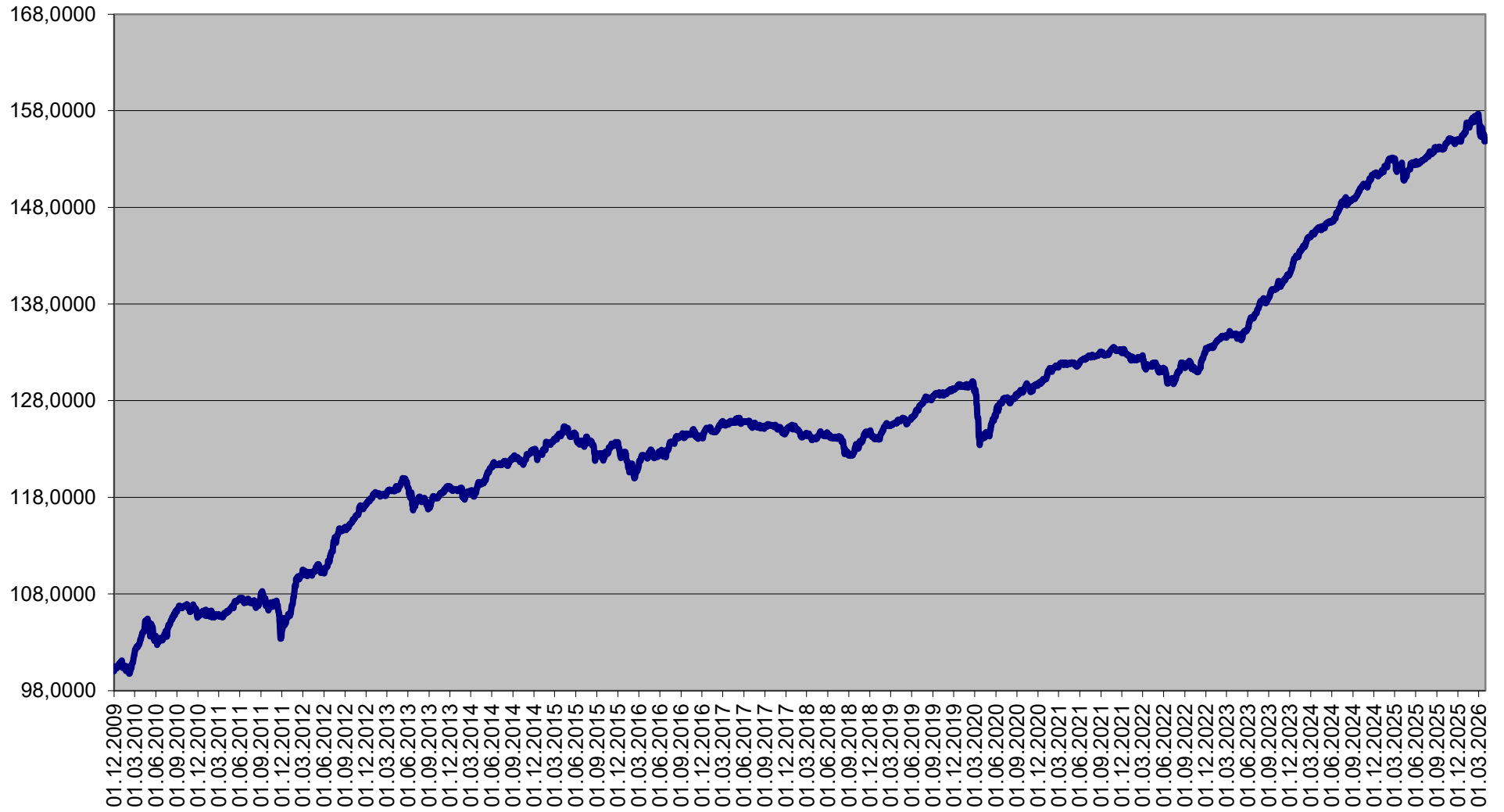
Dynamická strategie

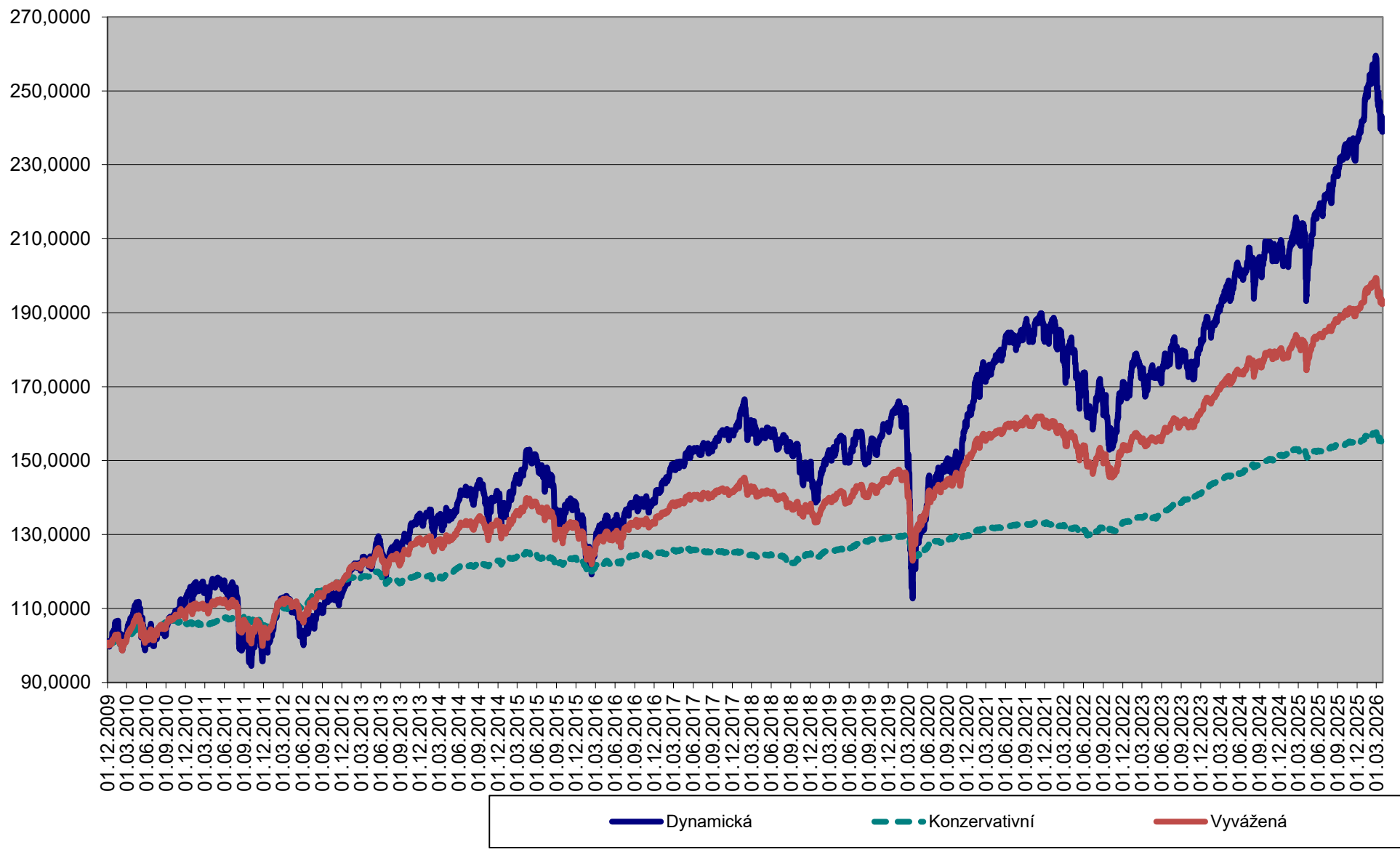


Vyvážená strategie

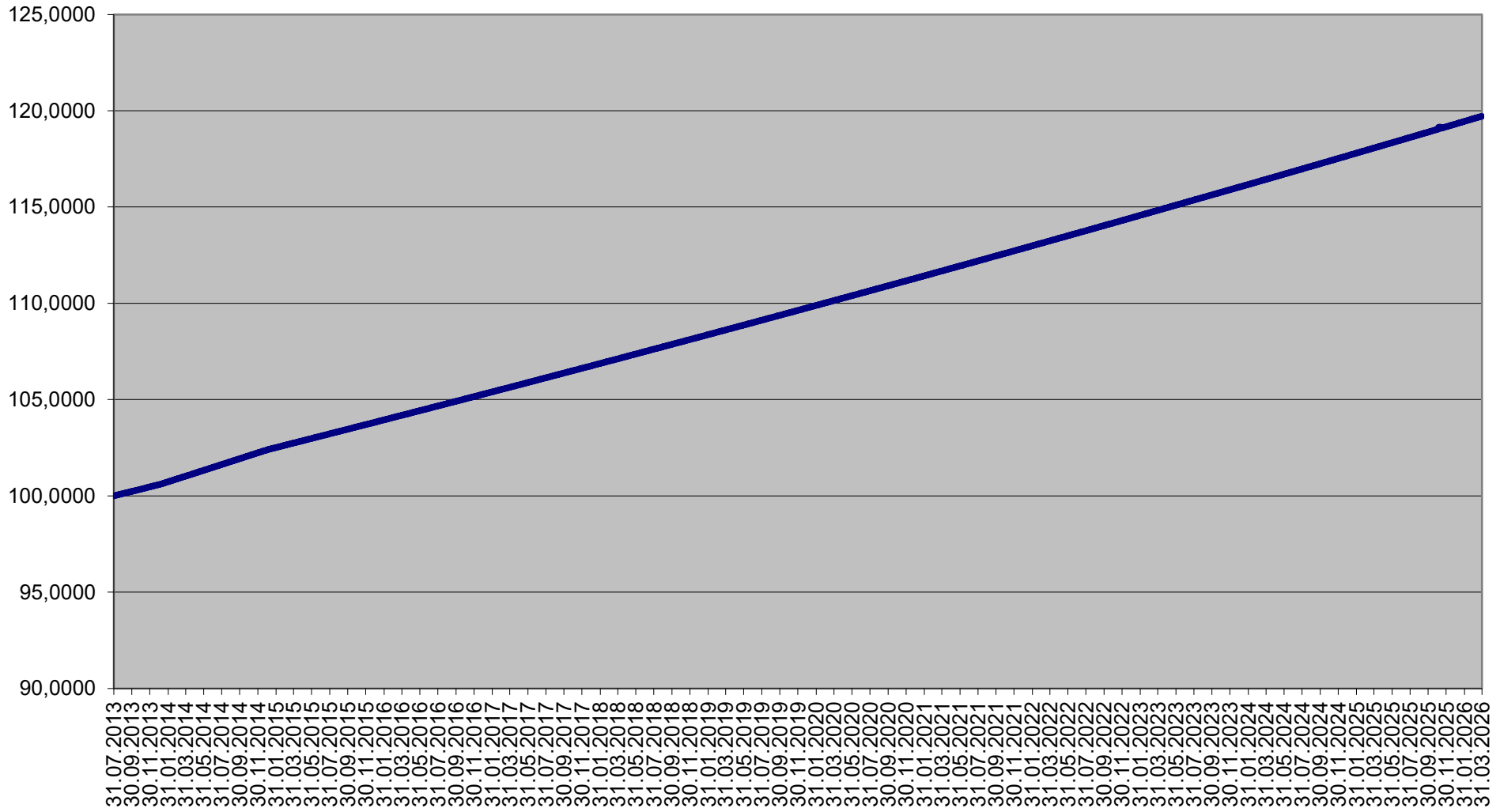


Konzervativní strategie

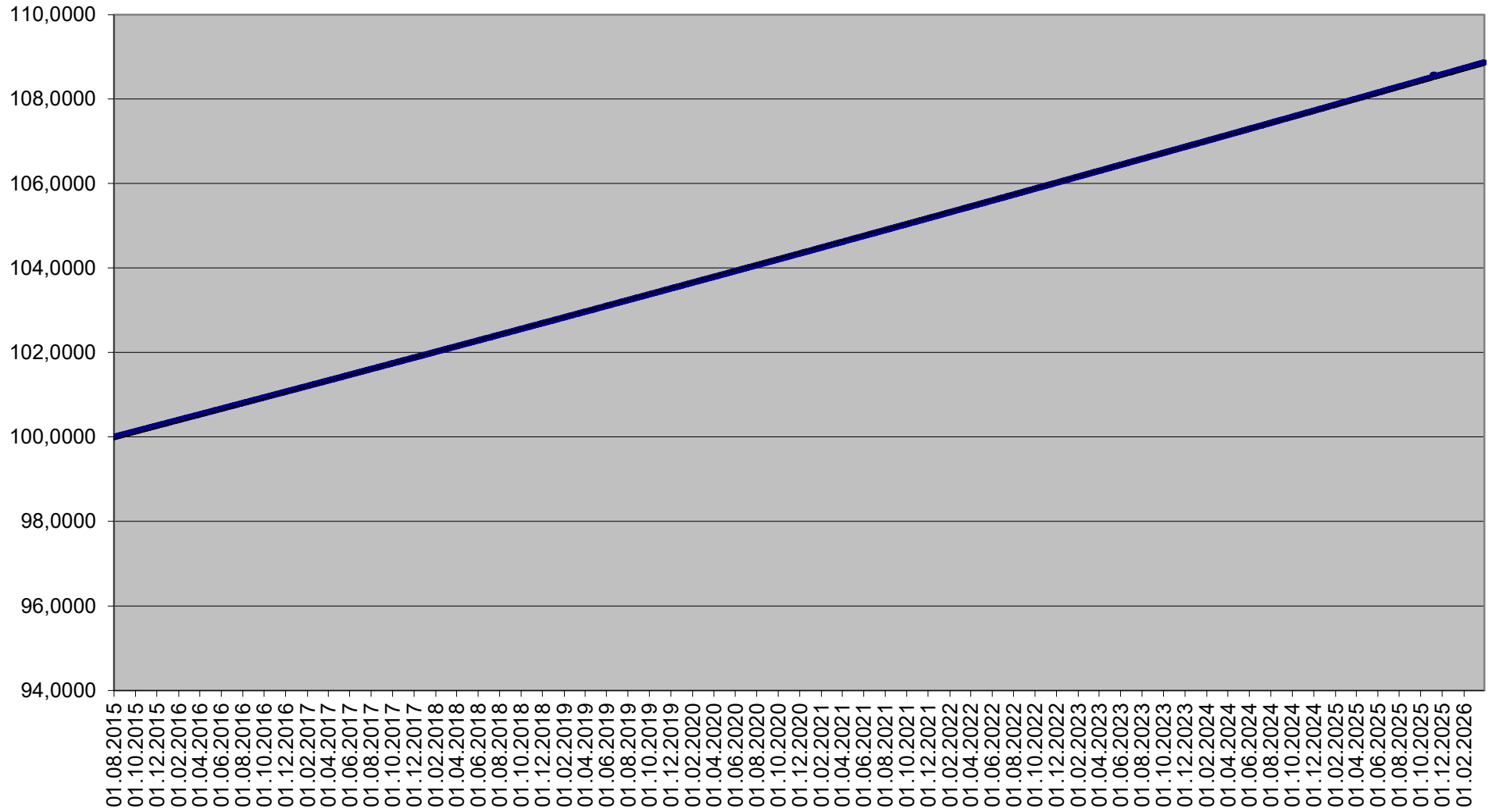




Garantovaný fond



Garantovaný fond 2015



Garantovaný fond 2016

