

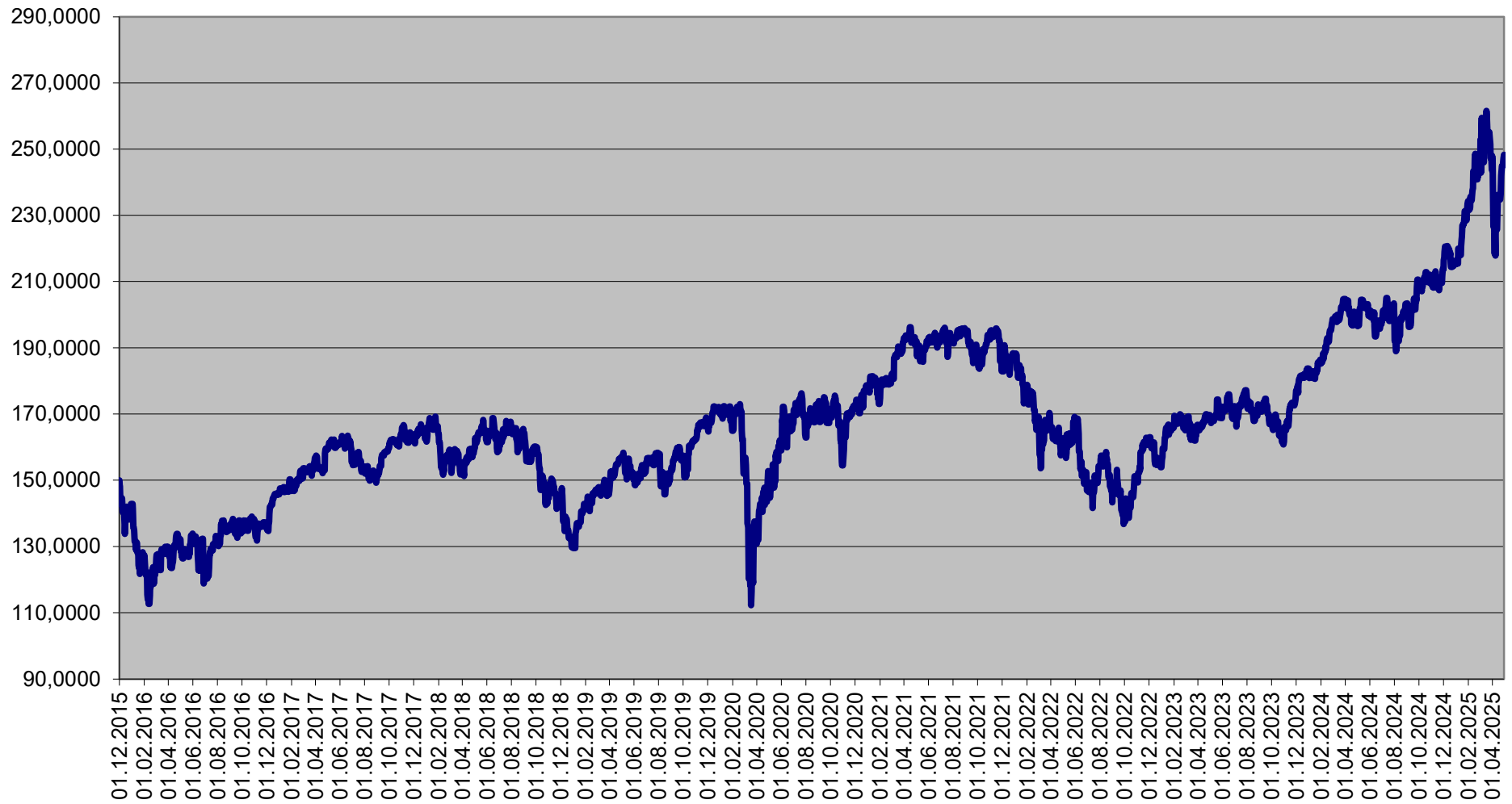
Ceny podílových jednotek
Investiční životní pojištění

Datum	Fond			Strategie		
	MEAG EuroBalance	MEAG EuroRent	MEAG Proinvest	Dynamická (Conseq)	Vyvážená (Conseq)	Konzervativní (Conseq)
30.04.2025	176,268	107,074	248,318	208,341	180,085	151,810
29.04.2025	175,845	106,955	247,212	208,682	180,211	151,812
28.04.2025	175,986	107,186	245,371	208,081	179,990	151,788
25.04.2025	175,638	107,036	244,962	207,559	179,718	151,707
24.04.2025	175,516	107,245	242,936	207,265	179,616	151,668
23.04.2025	175,282	107,167	241,921	206,406	179,184	151,427
22.04.2025	173,525	107,641	236,325	204,148	178,262	151,186
21.04.2025	172,687	107,150	234,776	203,126	177,816	151,156
18.04.2025	172,687	107,150	234,776	203,126	177,816	151,156
17.04.2025	172,687	107,150	234,776	203,126	177,816	151,156
16.04.2025	172,813	106,883	235,815	202,304	177,414	151,031
15.04.2025	173,887	106,986	236,165	203,117	177,764	151,099
14.04.2025	173,232	107,000	232,467	201,913	177,268	150,994
11.04.2025	171,586	107,179	225,740	198,879	176,048	150,799
10.04.2025	171,312	106,906	227,087	198,005	175,917	151,109
09.04.2025	169,669	107,106	217,829	194,574	174,485	150,812
08.04.2025	169,984	106,936	224,569	194,880	174,916	151,207
07.04.2025	169,328	107,174	218,356	193,176	174,530	151,460
04.04.2025	170,822	107,115	226,612	199,207	177,040	151,924
03.04.2025	172,521	106,695	238,931	206,408	179,667	152,201
02.04.2025	174,982	106,534	245,823	211,279	181,723	152,634
01.04.2025	175,238	106,674	247,932	211,080	181,627	152,564
31.03.2025	174,093	106,462	243,644	210,054	181,087	152,323
28.02.2025	181,621	107,329	244,379	211,466	182,240	153,063
31.01.2025	180,536	107,144	234,302	210,203	181,529	152,731
31.12.2024	173,819	106,747	215,274	203,247	177,996	151,521
29.11.2024	174,013	107,395	213,708	206,770	179,433	151,376
31.10.2024	172,071	106,181	209,265	203,944	177,454	150,081
30.09.2024	172,995	105,881	208,568	208,624	178,860	149,667
30.08.2024	170,395	104,257	203,328	205,075	176,956	148,828
31.07.2024	171,392	105,427	203,422	204,885	177,214	149,016
28.06.2024	167,991	102,080	197,198	201,555	174,807	147,634
31.05.2024	164,648	100,313	200,005	200,839	173,656	146,490
30.04.2024	164,750	101,911	197,371	196,415	171,828	145,853
31.03.2024	169,630	103,319	204,741	197,150	172,232	145,739
29.02.2024	166,108	102,630	197,908	191,018	169,444	144,919
31.01.2024	157,120	101,492	185,821	187,027	167,197	143,855
31.12.2023	152,982	100,877	183,742	188,805	167,027	143,004
30.11.2023	144,579	96,805	174,790	181,258	162,923	141,002
31.10.2023	135,663	96,074	160,813	172,159	159,216	140,092
30.09.2023	137,940	94,922	168,241	175,844	159,944	139,510
31.08.2023	139,701	94,683	172,318	178,965	160,305	138,566
31.07.2023	141,602	93,747	176,311	183,440	161,431	138,194
30.06.2023	138,763	92,614	172,326	177,224	158,459	136,845
31.05.2023	136,791	93,061	168,733	170,915	155,224	135,407

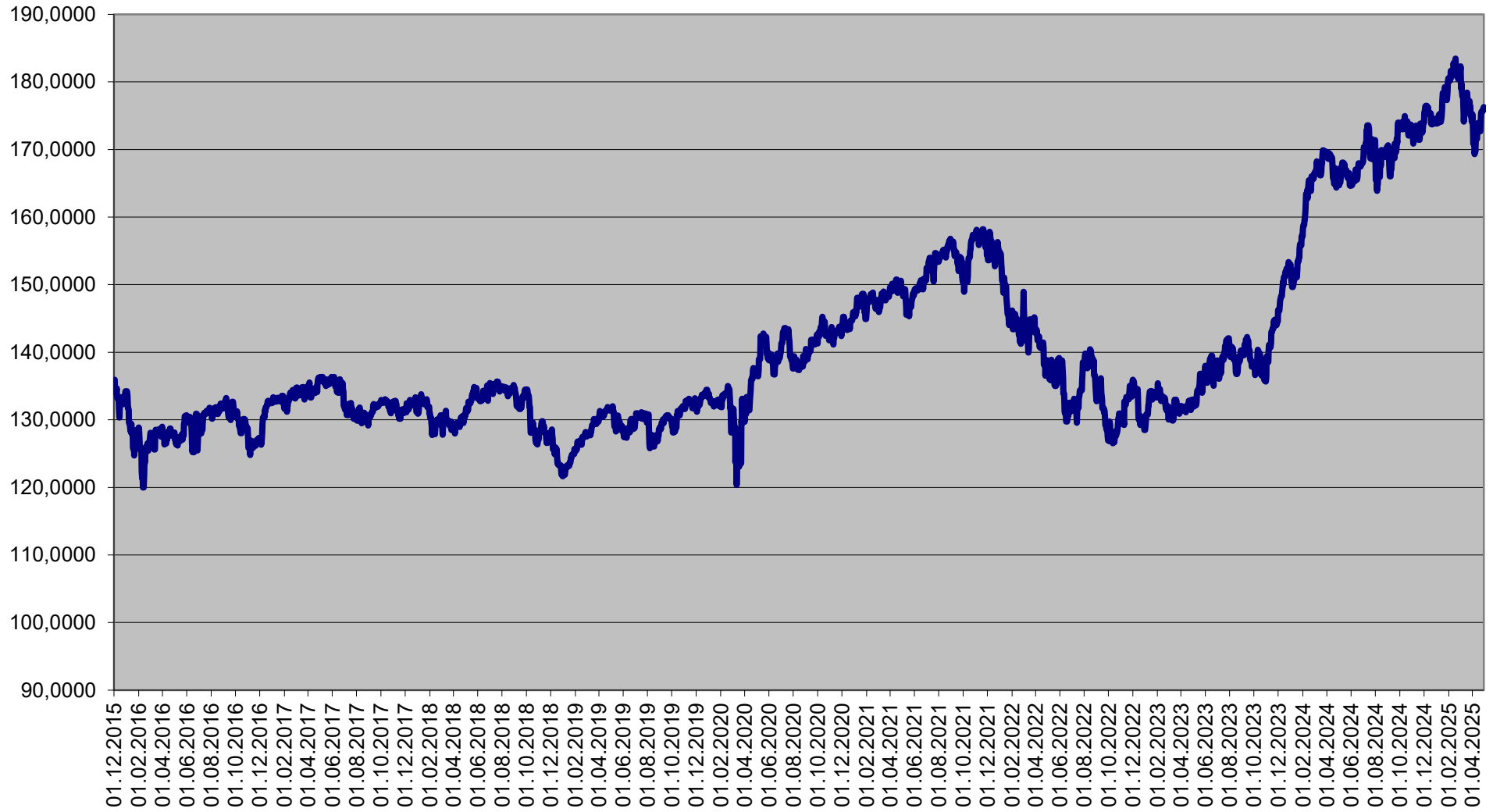
Ceny podílových jednotek
Investiční životní pojištění

Datum	Garantovaný	Garantovaný 2015	Garantovaný 2016
30.04.2025	118,204	108,077	107,830
29.04.2025	118,199	108,075	107,827
28.04.2025	118,195	108,073	107,825
25.04.2025	118,181	108,065	107,817
24.04.2025	118,177	108,063	107,814
23.04.2025	118,172	108,061	107,811
22.04.2025	118,168	108,058	107,809
21.04.2025	118,145	108,047	107,796
18.04.2025	118,145	108,047	107,796
17.04.2025	118,145	108,047	107,796
16.04.2025	118,141	108,044	107,793
15.04.2025	118,136	108,042	107,790
14.04.2025	118,132	108,040	107,788
11.04.2025	118,118	108,032	107,780
10.04.2025	118,114	108,030	107,777
09.04.2025	118,109	108,028	107,774
08.04.2025	118,105	108,025	107,772
07.04.2025	118,100	108,023	107,769
04.04.2025	118,087	108,016	107,761
03.04.2025	118,082	108,014	107,759
02.04.2025	118,078	108,011	107,756
01.04.2025	118,073	108,009	107,753
31.03.2025	118,069	108,007	107,751
28.02.2025	117,929	107,934	107,669
31.01.2025	117,804	107,868	107,595
31.12.2024	117,664	107,794	107,512
29.11.2024	117,520	107,719	107,428
31.10.2024	117,391	107,651	107,352
30.09.2024	117,252	107,578	107,270
30.08.2024	117,114	107,505	107,189
31.07.2024	116,981	107,435	107,110
28.06.2024	116,834	107,358	107,023
31.05.2024	116,709	107,292	106,950
30.04.2024	116,572	107,220	106,868
31.03.2024	116,425	107,143	106,782
29.02.2024	116,302	107,077	106,709
31.01.2024	116,173	107,009	106,633
31.12.2023	116,030	106,934	106,548
30.11.2023	115,902	106,866	106,472
31.10.2023	115,770	106,796	106,394
30.09.2023	115,629	106,722	106,310
31.08.2023	115,501	106,654	106,235
31.07.2023	115,365	106,582	106,154
30.06.2023	115,229	106,510	106,073
31.05.2023	115,097	106,440	105,995

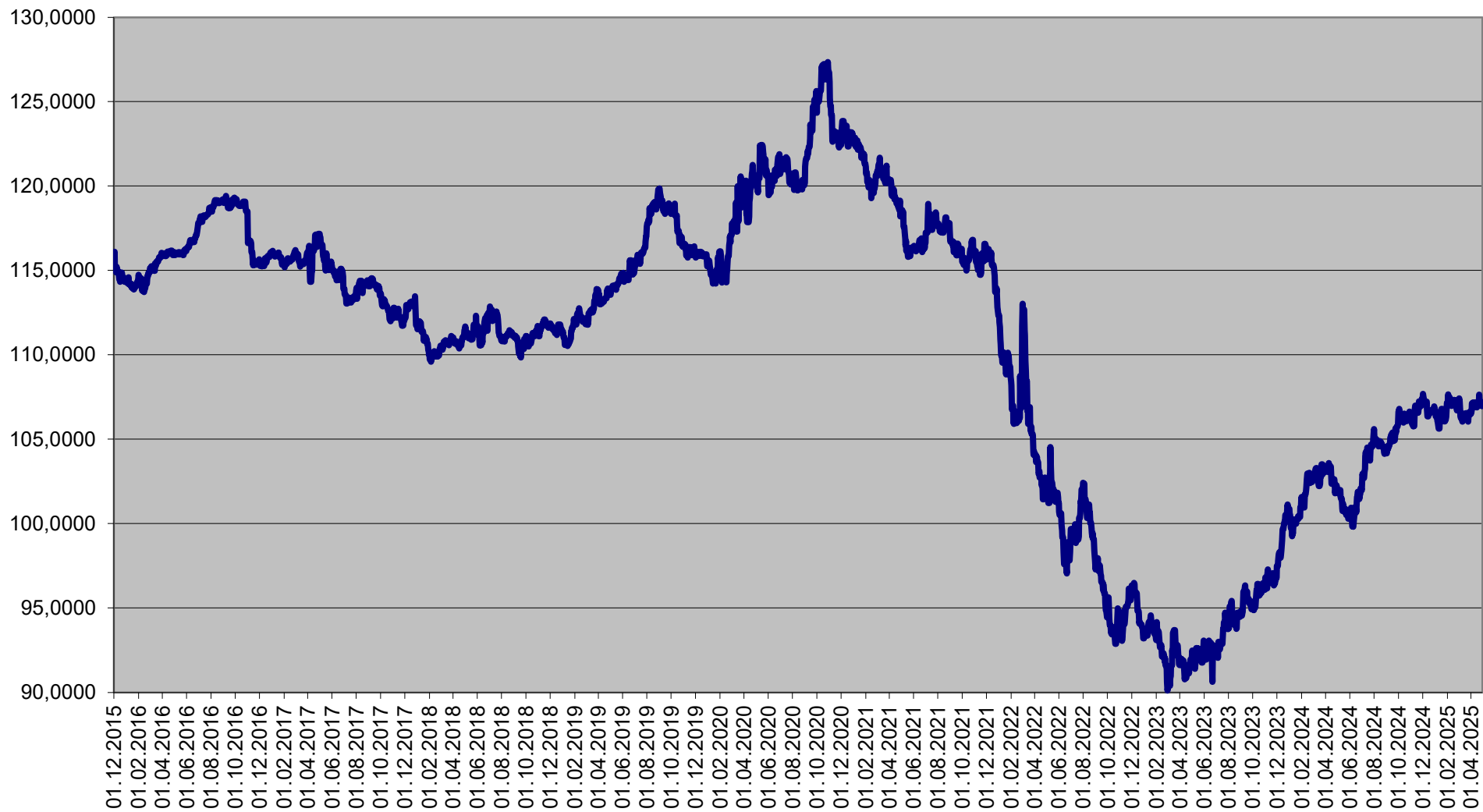
Finanční fond MEAG ProInvest

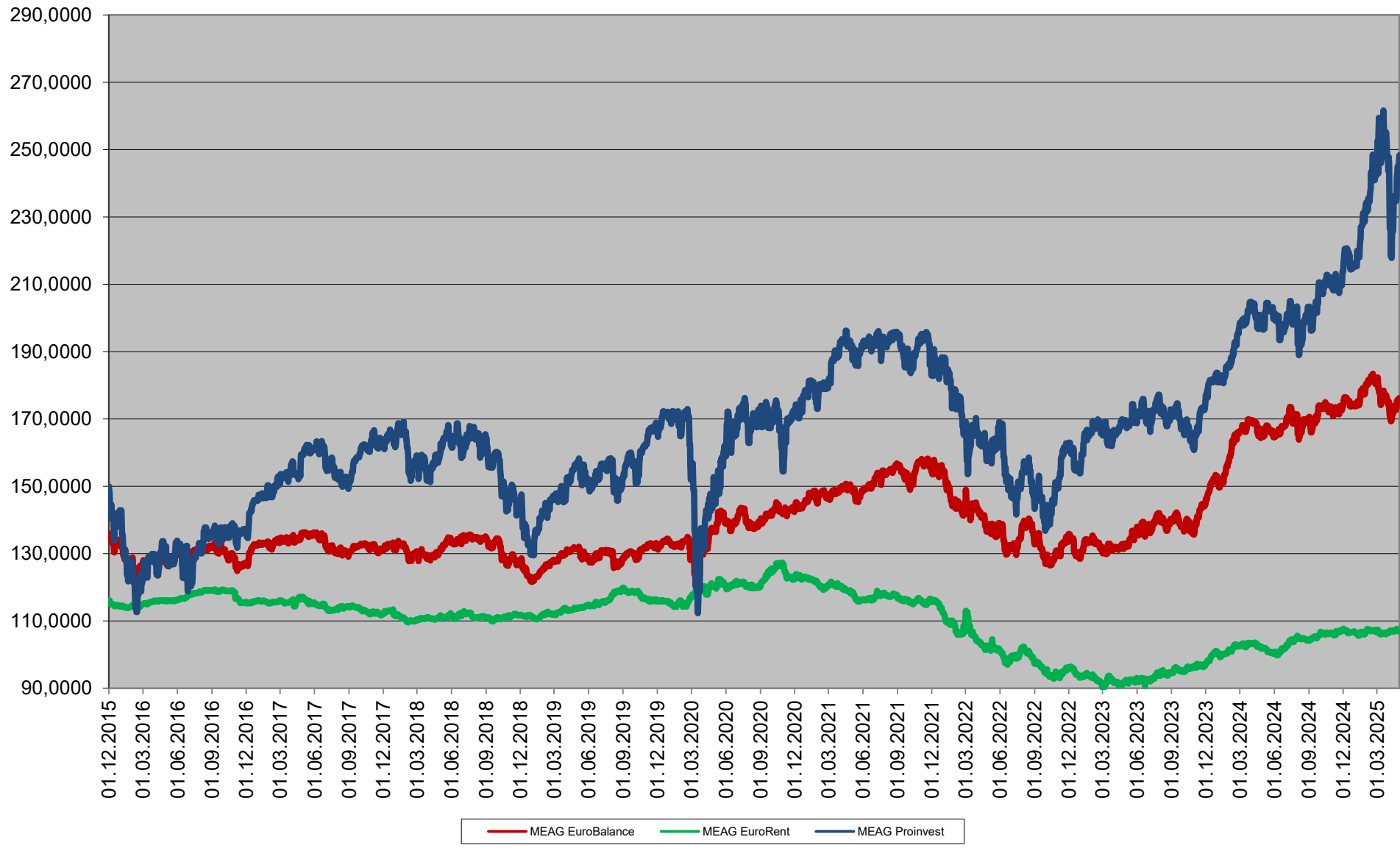


Finanční fond MEAG EuroBalance

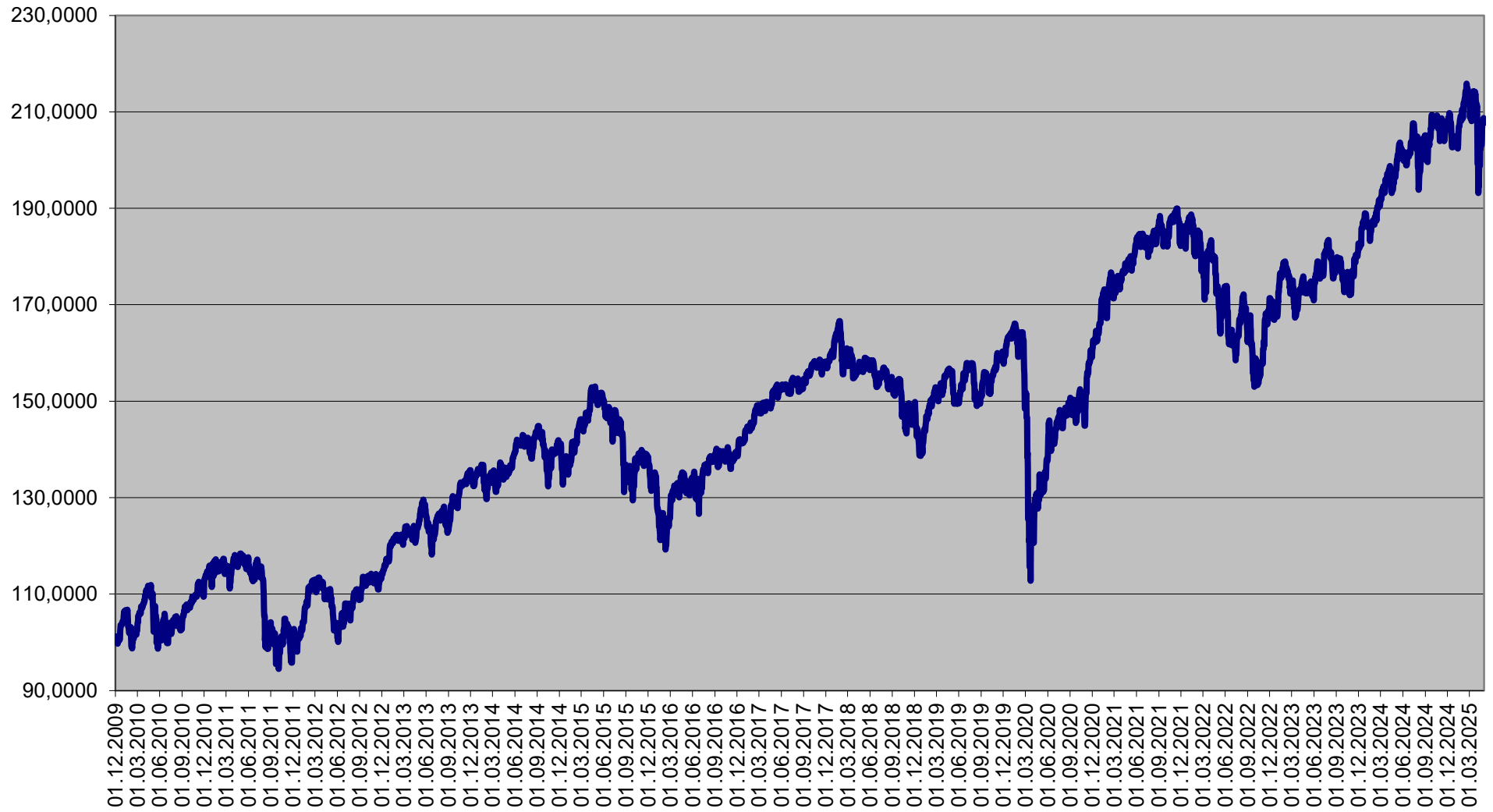


Finanční fond MEAG EuroRent

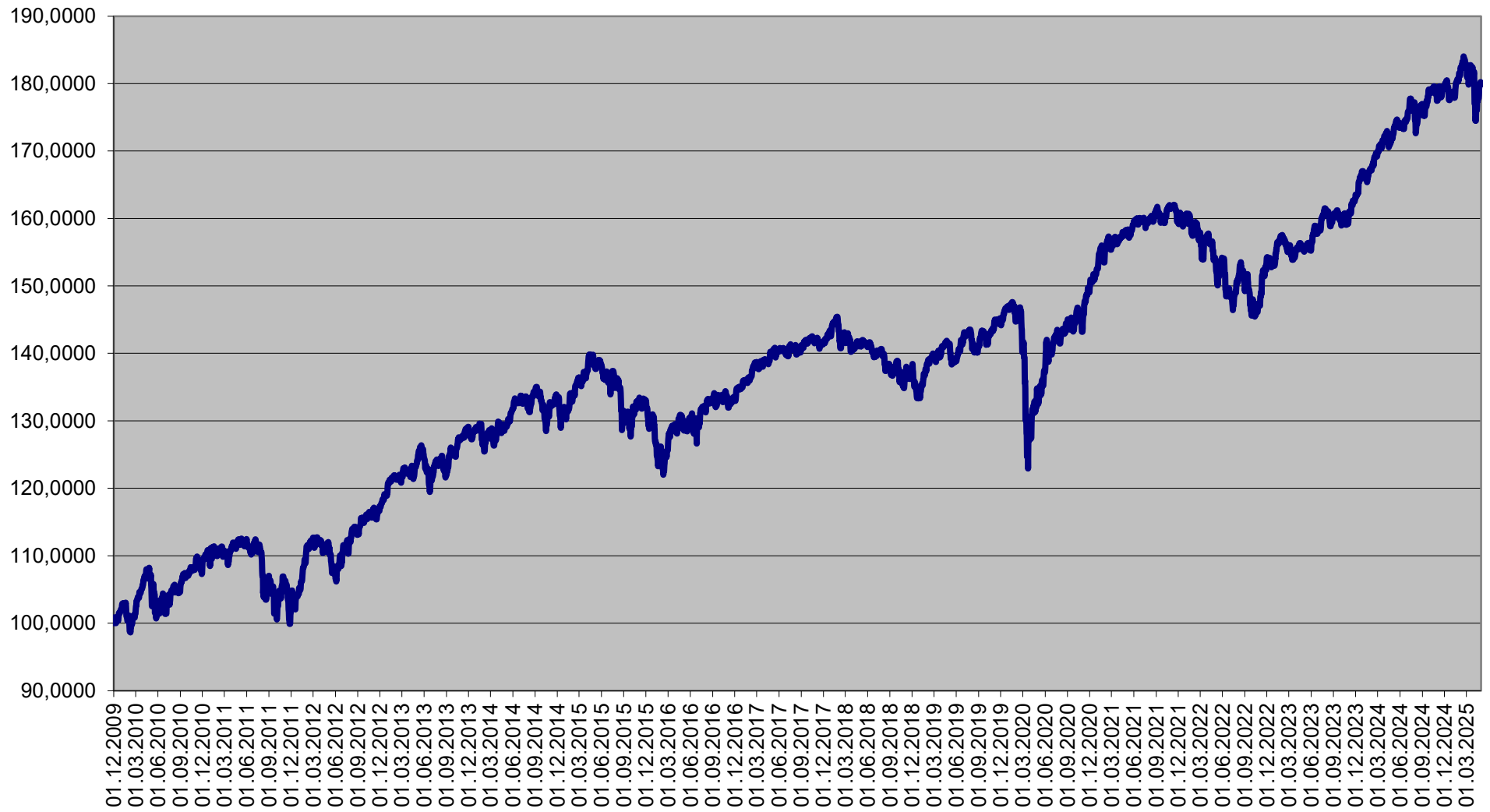




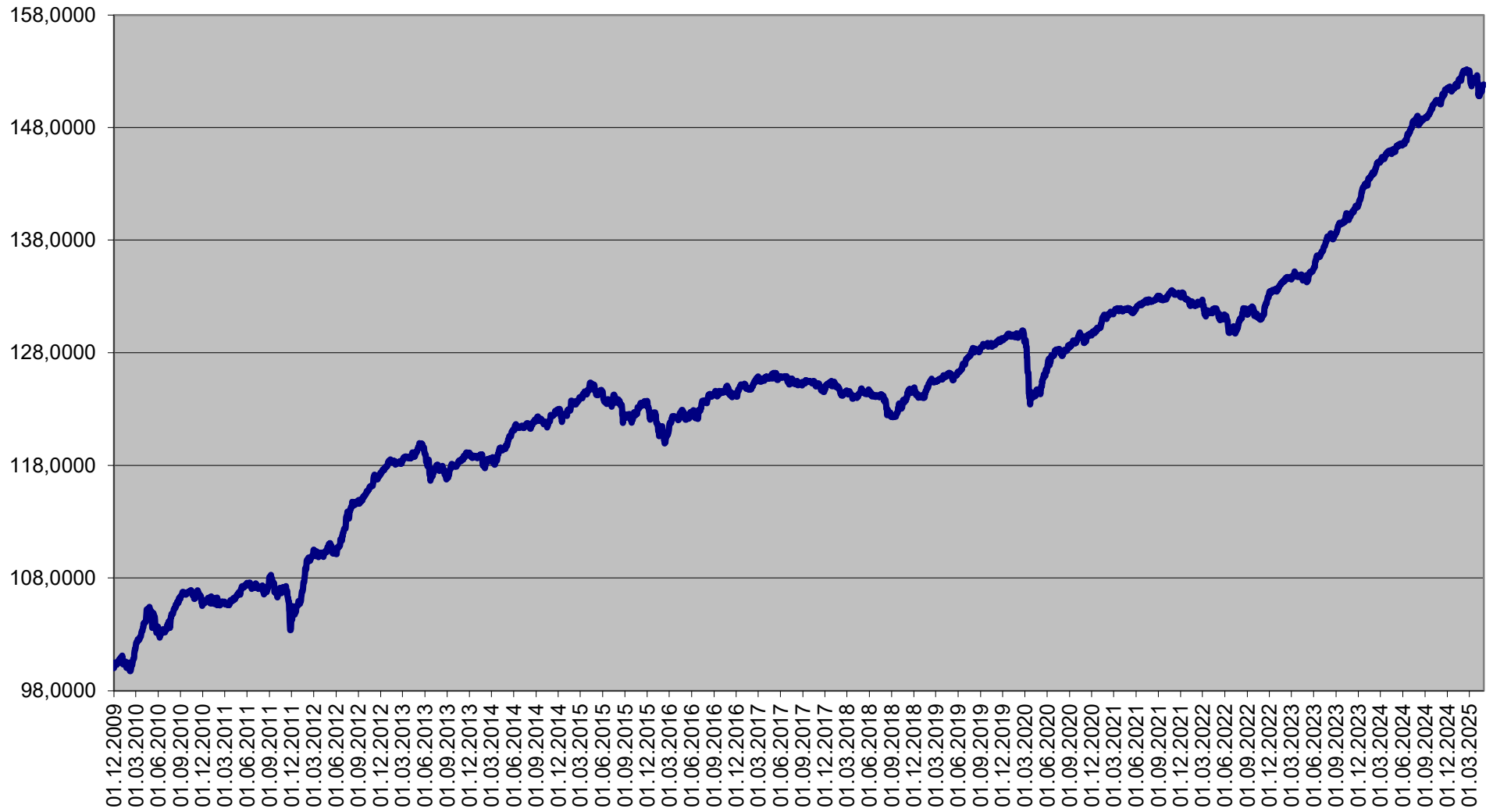
Dynamická strategie

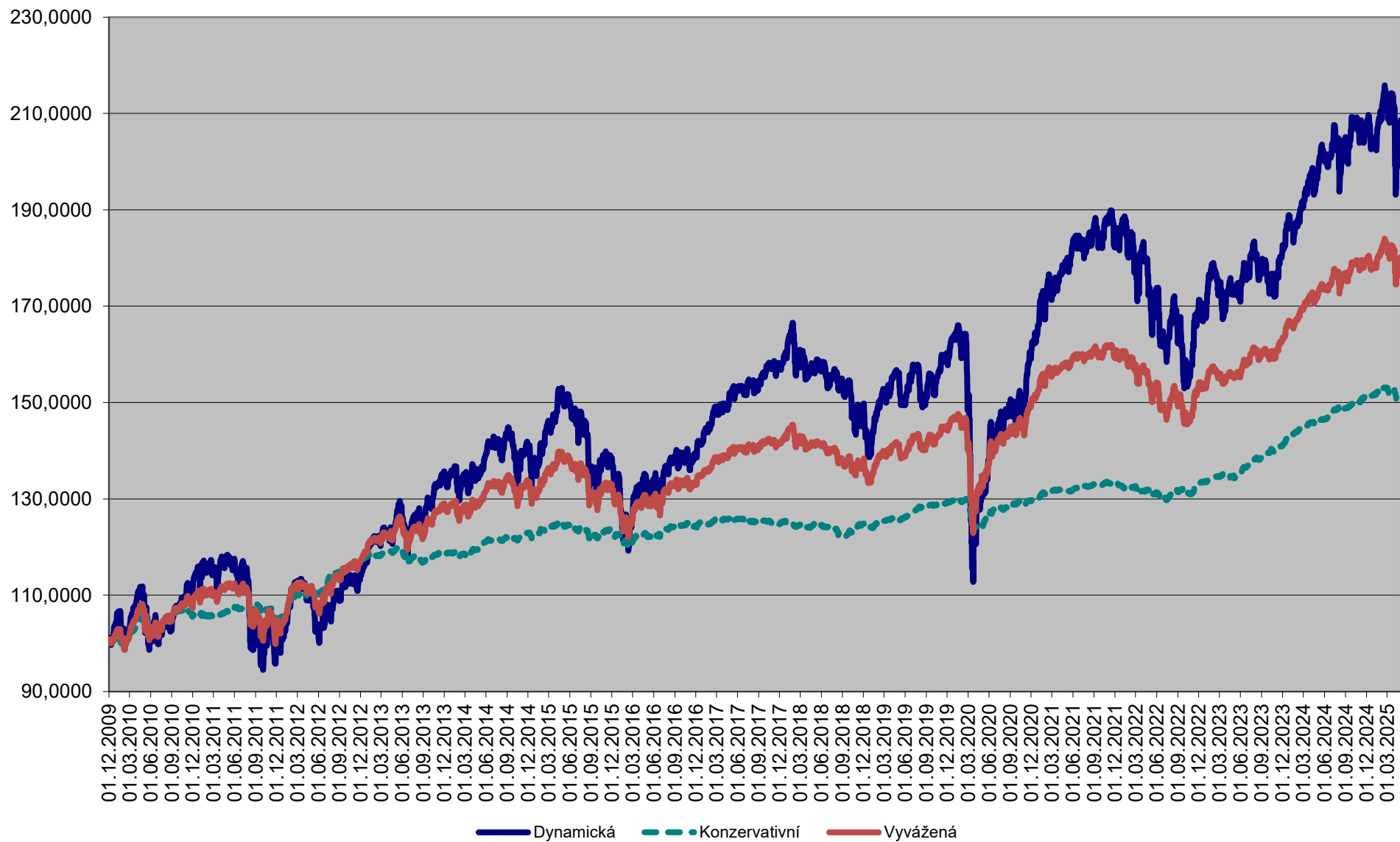


Vyvážená strategie

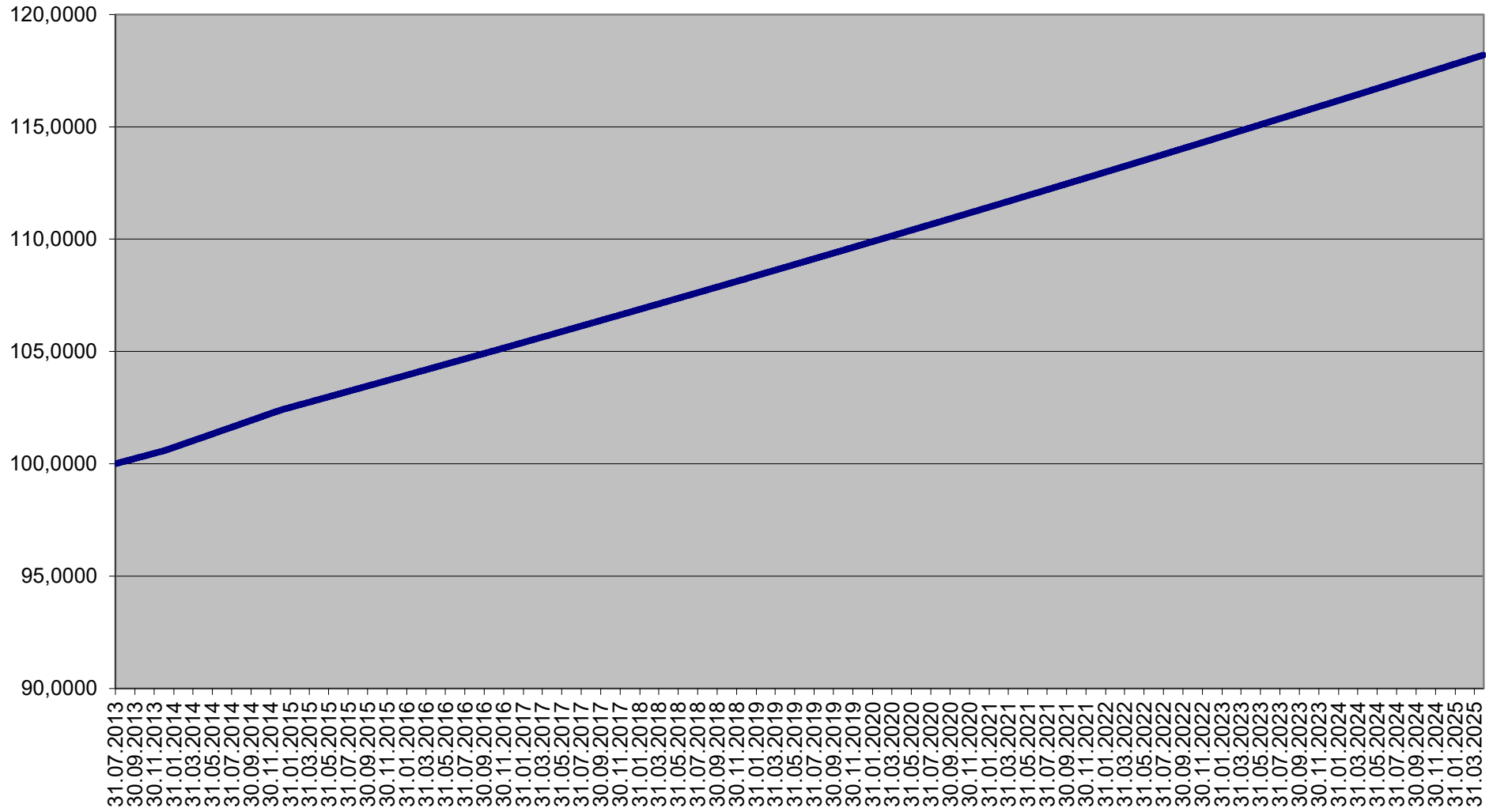


Konzervativní strategie

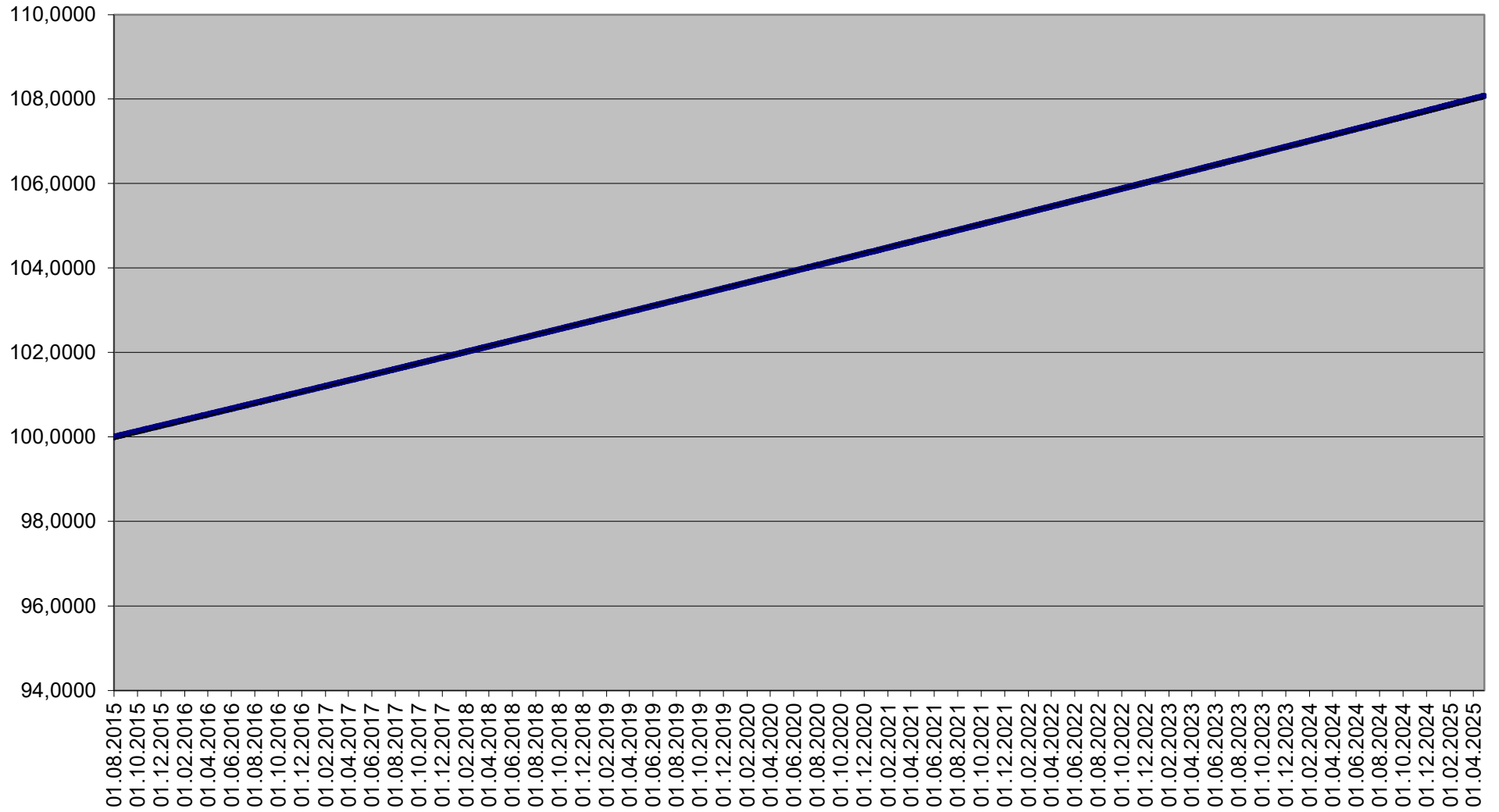




Garantovaný fond



Garantovaný fond 2015



Garantovaný fond 2016

