

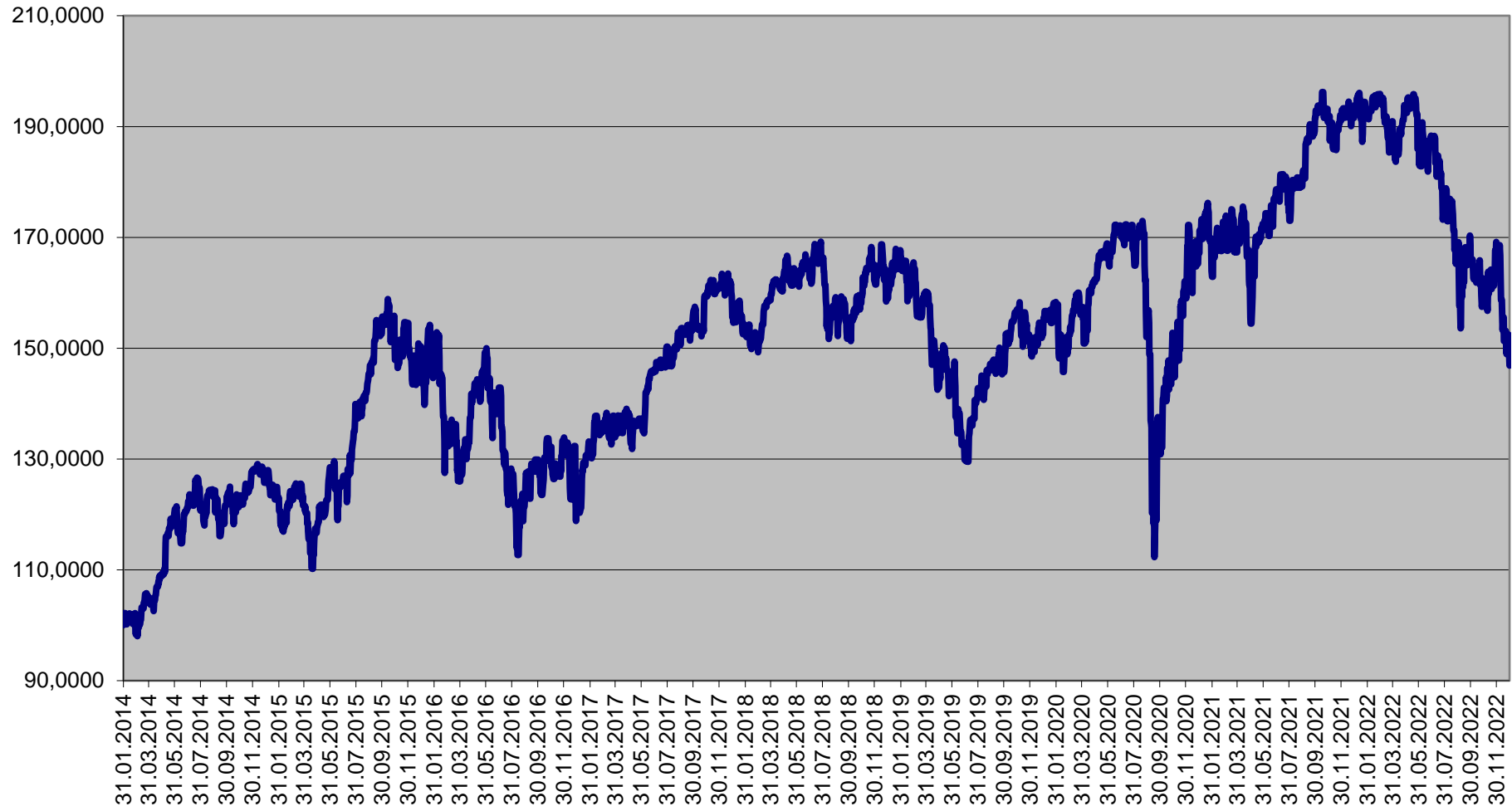
Ceny podílových jednotek  
Investiční životní pojištění

Datum	MEAG EuroBalance	Fond MEAG EuroRent	MEAG Proinvest	Dynamická (Conseq)	Strategie Vyvážená (Conseq)	Konzervativní (Conseq)
31.12.2022	128,4999	93,1955	153,8870	167,5480	152,9809	133,4482
30.12.2022	128,4999	93,1955	153,8870	167,5480	152,9809	133,4482
29.12.2022	129,7056	93,7350	155,9704	168,3429	153,3117	133,5186
28.12.2022	129,2193	93,8245	154,8276	167,5327	153,1291	133,6271
27.12.2022	129,7719	93,8632	155,5598	168,1098	153,3565	133,6749
26.12.2022	129,7867	94,0197	155,0945	167,8796	153,2474	133,6205
25.12.2022	129,7867	94,0197	155,0945	167,8796	153,2474	133,6205
24.12.2022	129,7867	94,0197	155,0945	167,8796	153,2474	133,6205
23.12.2022	129,7867	94,0197	155,0945	167,8796	153,2474	133,6205
22.12.2022	129,6973	94,0819	154,7797	167,6267	153,1278	133,5804
21.12.2022	130,5516	94,1890	156,8338	168,3044	153,3615	133,5847
20.12.2022	129,2491	94,0885	154,6261	166,8681	152,7735	133,4858
19.12.2022	129,7331	94,7313	154,9954	166,9750	152,8512	133,5105
18.12.2022	130,0810	94,8290	154,8211	167,0119	152,8677	133,4757
17.12.2022	130,0810	94,8290	154,8211	167,0119	152,8677	133,4757
16.12.2022	130,0810	94,8290	154,8211	167,0119	152,8677	133,4757
15.12.2022	131,0622	95,2618	155,7999	167,8019	153,1249	133,4704
14.12.2022	133,9204	95,8541	160,6545	170,3855	154,0309	133,5164
13.12.2022	134,5706	95,8936	161,4338	170,7085	154,1338	133,5643
12.12.2022	133,6846	95,9206	159,7316	169,1093	153,4736	133,3854
11.12.2022	133,6736	95,8972	160,4698	169,7734	153,6718	133,3676
10.12.2022	133,6736	95,8972	160,4698	169,7734	153,6718	133,3676
09.12.2022	133,6736	95,8972	160,4698	169,7734	153,6718	133,3676
08.12.2022	134,2201	96,4102	159,6538	169,3690	153,4823	133,3293
07.12.2022	133,9340	96,4819	159,6097	168,8365	153,2845	133,2829
06.12.2022	134,3555	96,3347	160,5210	169,3742	153,5371	133,3857
05.12.2022	134,8353	96,2220	161,9095	170,4327	154,0087	133,4514
04.12.2022	135,6665	96,2849	162,9469	171,3311	154,2603	133,4476
03.12.2022	135,6665	96,2849	162,9469	171,3311	154,2603	133,4476
02.12.2022	135,6665	96,2849	162,9469	171,3311	154,2603	133,4476
01.12.2022	135,9173	96,3334	162,4549	171,3618	154,1427	133,3746
30.11.2022	135,2809	95,6801	161,3907	170,0310	153,5127	133,2367
31.10.2022	130,3275	94,2283	150,3717	157,6424	147,1062	131,1152
30.09.2022	126,9441	94,4423	137,7146	153,2411	145,5917	131,2668
31.08.2022	133,5336	97,7888	146,1697	164,4647	150,1254	131,4882
29.07.2022	138,5181	102,0394	154,2443	166,9581	150,6422	130,7861
30.06.2022	131,2484	98,7846	146,8888	161,7919	148,3819	129,9626
31.05.2022	138,4073	101,2118	166,8644	173,2033	131,2747	153,8640
29.04.2022	137,9866	102,1573	162,5498	173,8547	131,6864	154,2119
31.03.2022	142,8708	104,2575	165,2885	179,6136	131,5563	156,4751
28.02.2022	144,6947	108,4101	169,1285	180,4228	132,5572	157,9114
31.01.2022	145,6916	108,6888	177,2662	181,8917	132,1884	157,9199
31.12.2021	154,7436	112,3233	186,6874	187,1589	132,6706	160,4952
30.11.2021	154,3654	116,0415	182,9664	182,1798	132,9439	159,3521
29.10.2021	157,3425	116,2095	192,9417	187,1338	133,4100	161,4257
30.09.2021	150,5643	116,2802	187,7887	182,4943	132,7845	159,5422
31.08.2021	156,5001	117,3559	194,9488	186,5603	133,0214	161,1553

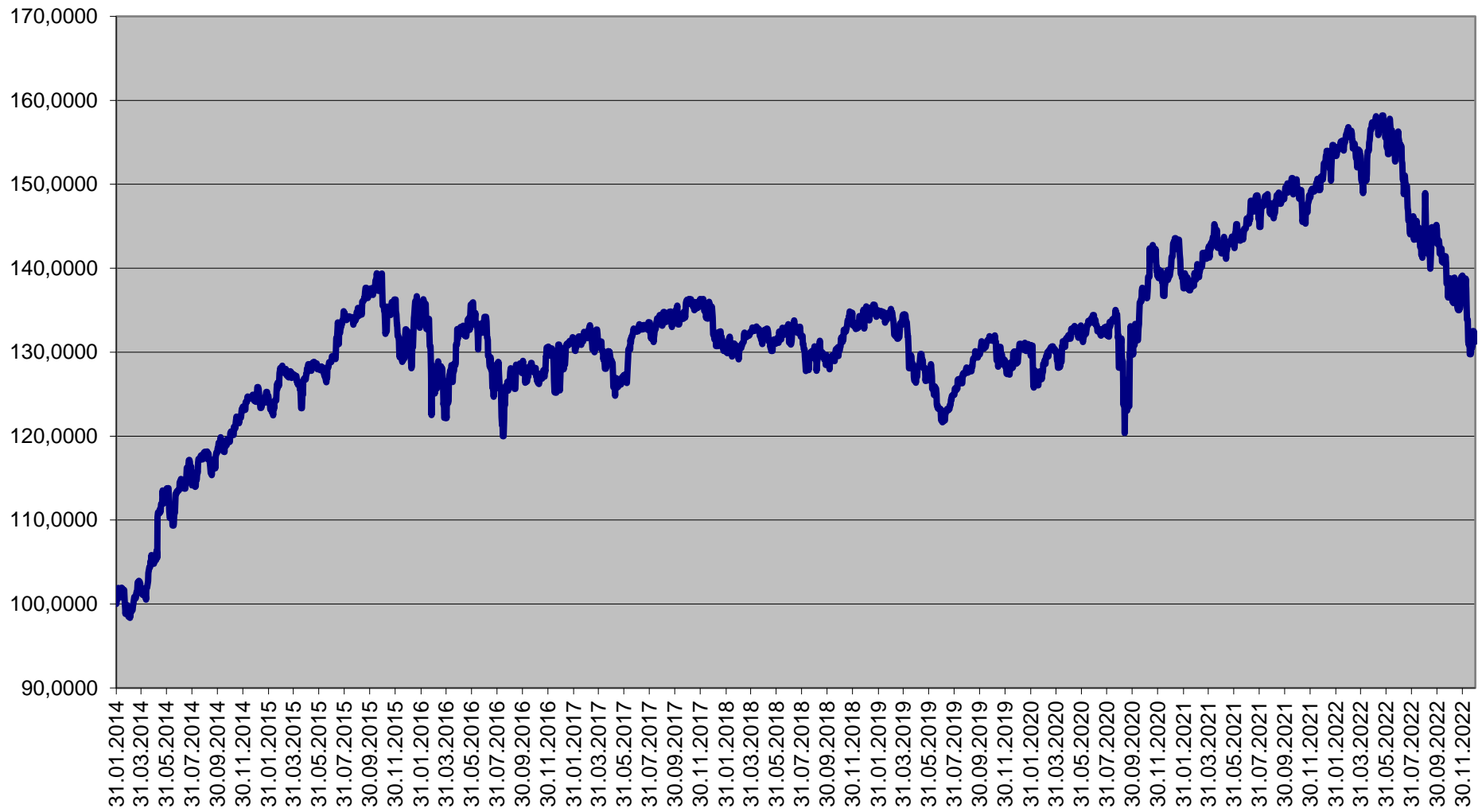
Ceny podílových jednotek  
**Investiční životní pojištění**

Datum	Garantovaný	Garantovaný 2015	Garantovaný 2016
31.12.2022	114,4324	106,0874	105,6002
30.12.2022	114,4324	106,0874	105,6002
29.12.2022	114,4280	106,0851	105,5976
28.12.2022	114,4237	106,0828	105,5950
27.12.2022	114,4193	106,0804	105,5924
26.12.2022	114,4019	106,0712	105,5821
25.12.2022	114,4019	106,0712	105,5821
24.12.2022	114,4019	106,0712	105,5821
23.12.2022	114,4019	106,0712	105,5821
22.12.2022	114,3976	106,0689	105,5795
21.12.2022	114,3932	106,0666	105,5769
20.12.2022	114,3889	106,0643	105,5743
19.12.2022	114,3845	106,0619	105,5717
18.12.2022	114,3714	106,0550	105,5640
17.12.2022	114,3714	106,0550	105,5640
16.12.2022	114,3714	106,0550	105,5640
15.12.2022	114,3671	106,0527	105,5614
14.12.2022	114,3627	106,0504	105,5588
13.12.2022	114,3584	106,0481	105,5562
12.12.2022	114,3540	106,0457	105,5536
11.12.2022	114,3410	106,0388	105,5458
10.12.2022	114,3410	106,0388	105,5458
09.12.2022	114,3410	106,0388	105,5458
08.12.2022	114,3366	106,0365	105,5432
07.12.2022	114,3323	106,0342	105,5407
06.12.2022	114,3279	106,0319	105,5381
05.12.2022	114,3236	106,0296	105,5355
04.12.2022	114,3105	106,0226	105,5277
03.12.2022	114,3105	106,0226	105,5277
02.12.2022	114,3105	106,0226	105,5277
01.12.2022	114,3062	106,0203	105,5251
30.11.2022	114,3018	106,0180	105,5225
31.10.2022	114,1714	105,9486	105,4449
30.09.2022	114,0368	105,8770	105,3648
31.08.2022	113,9067	105,8078	105,2873
29.07.2022	113,7637	105,7317	105,2021
30.06.2022	113,6382	105,6648	105,1273
31.05.2022	113,5086	105,5957	105,0500
29.04.2022	113,3704	105,5220	104,9676
31.03.2022	113,2454	105,4553	104,8930
28.02.2022	113,1119	105,3840	104,8133
31.01.2022	112,9914	105,3197	104,7413
31.12.2021	112,8569	105,2478	104,6609
30.11.2021	112,7239	105,1767	104,5814
29.10.2021	112,5867	105,1033	104,4994

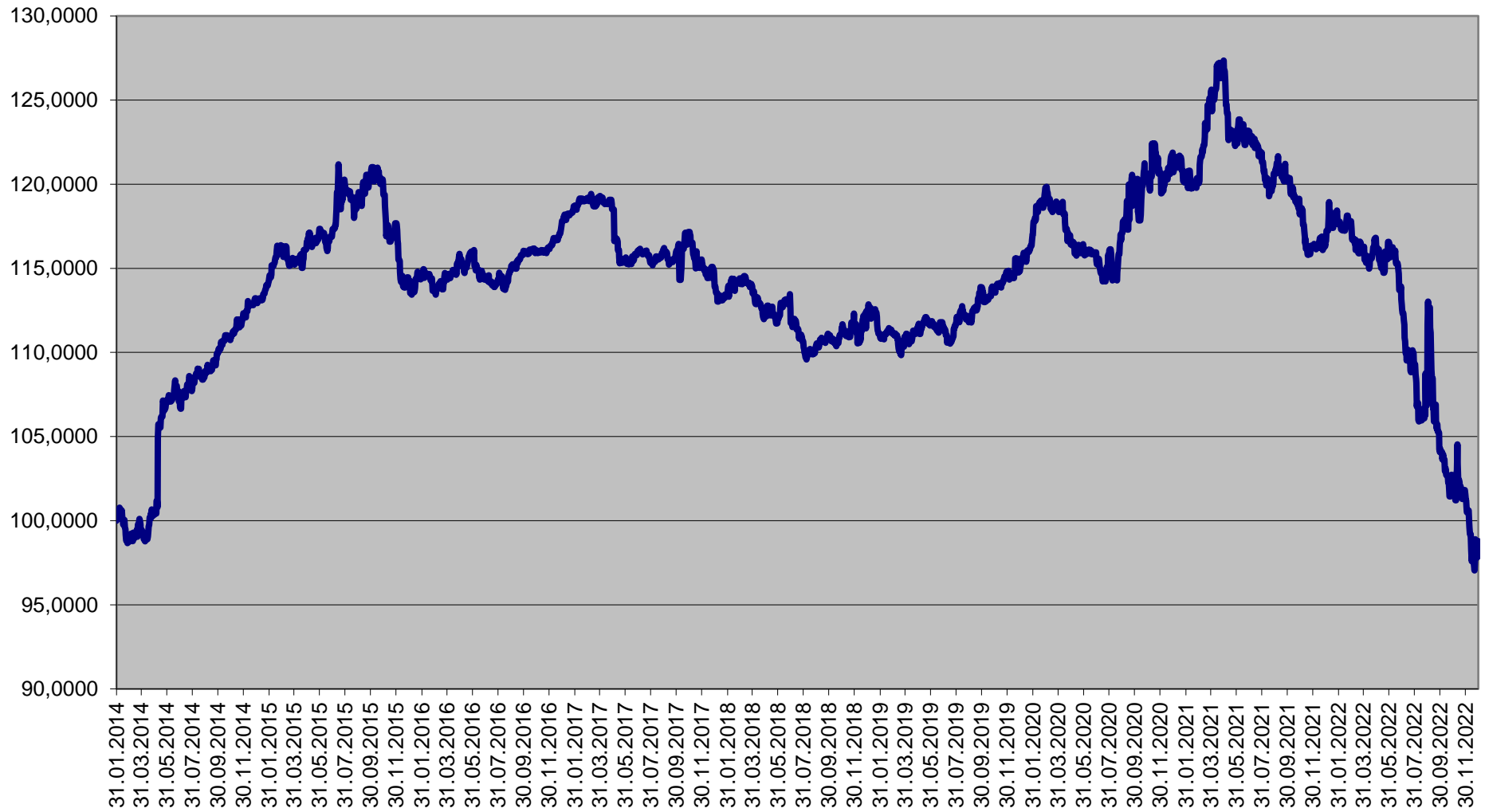
# Finanční fond MEAG ProInvest

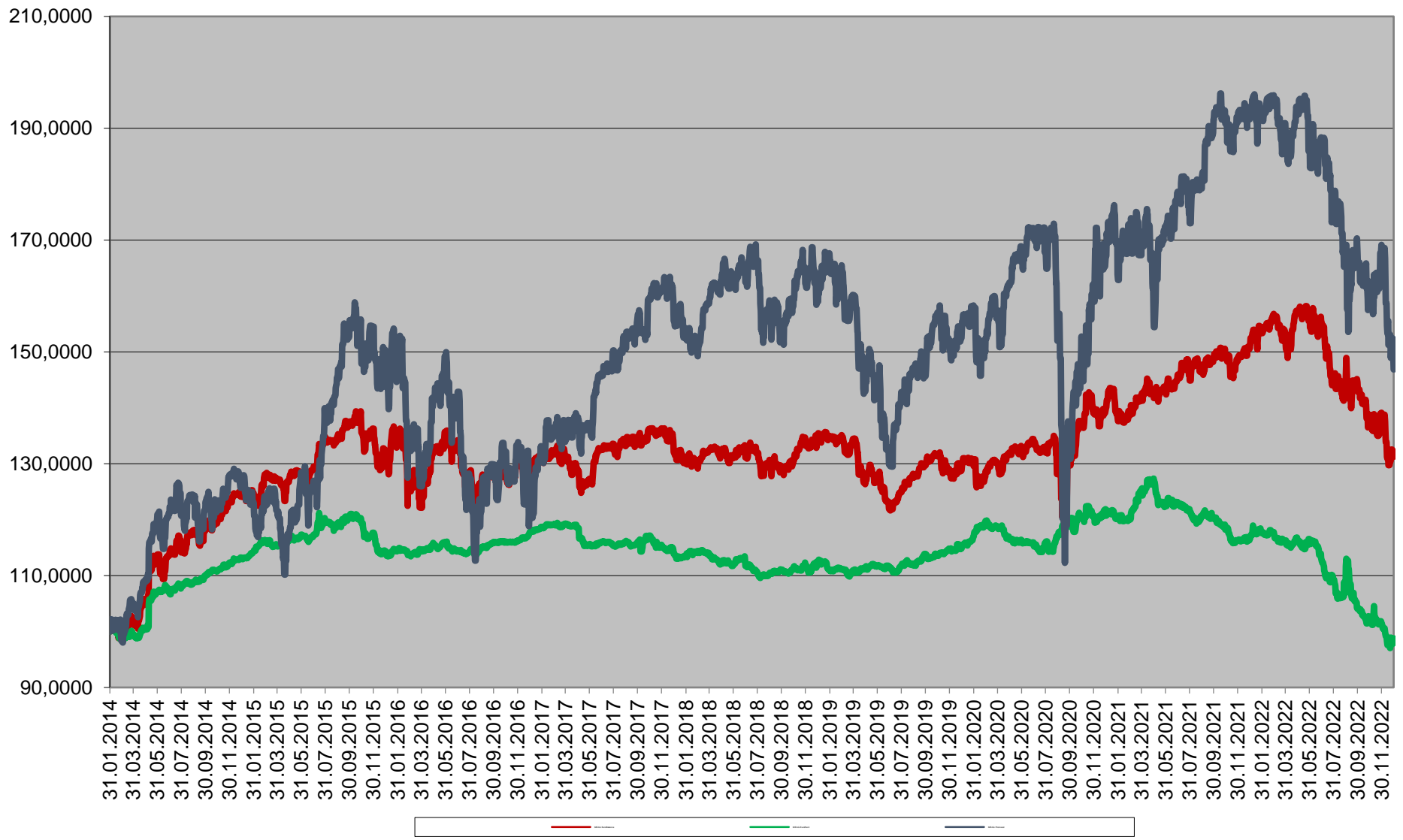


### Finanční fond MEAG EuroBalance

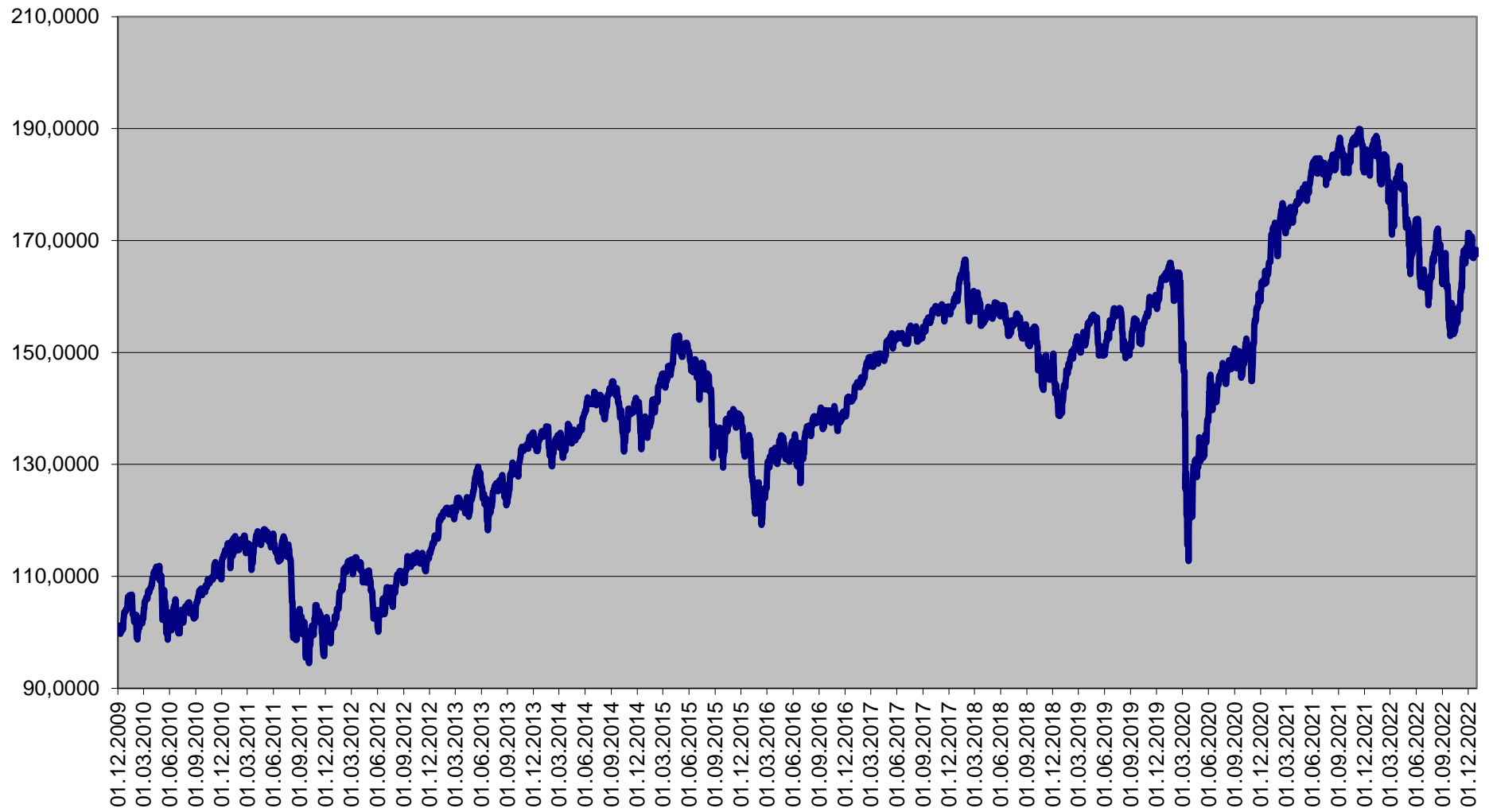


## Finanční fond MEAG EuroRent

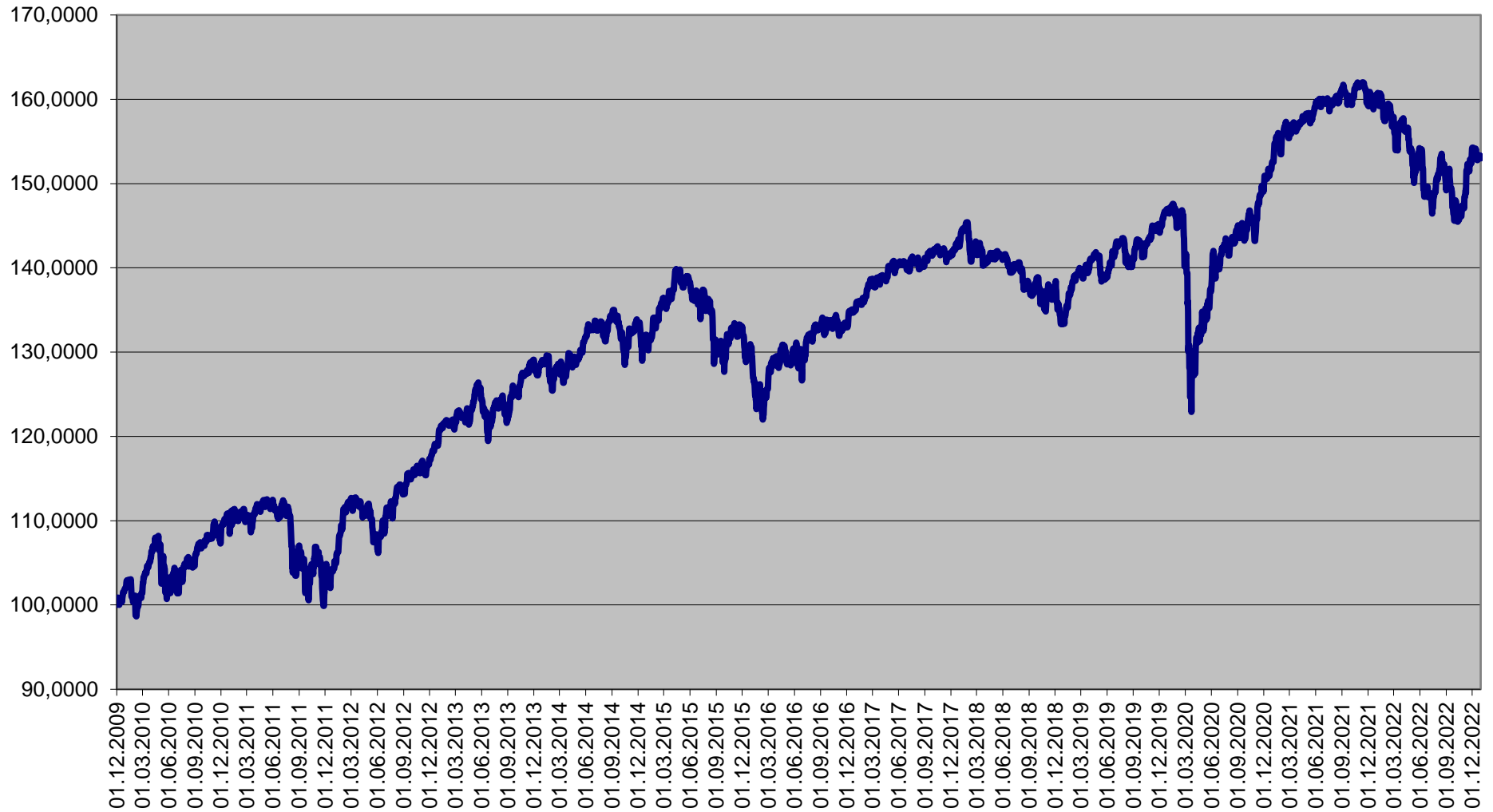




## Dynamická strategie

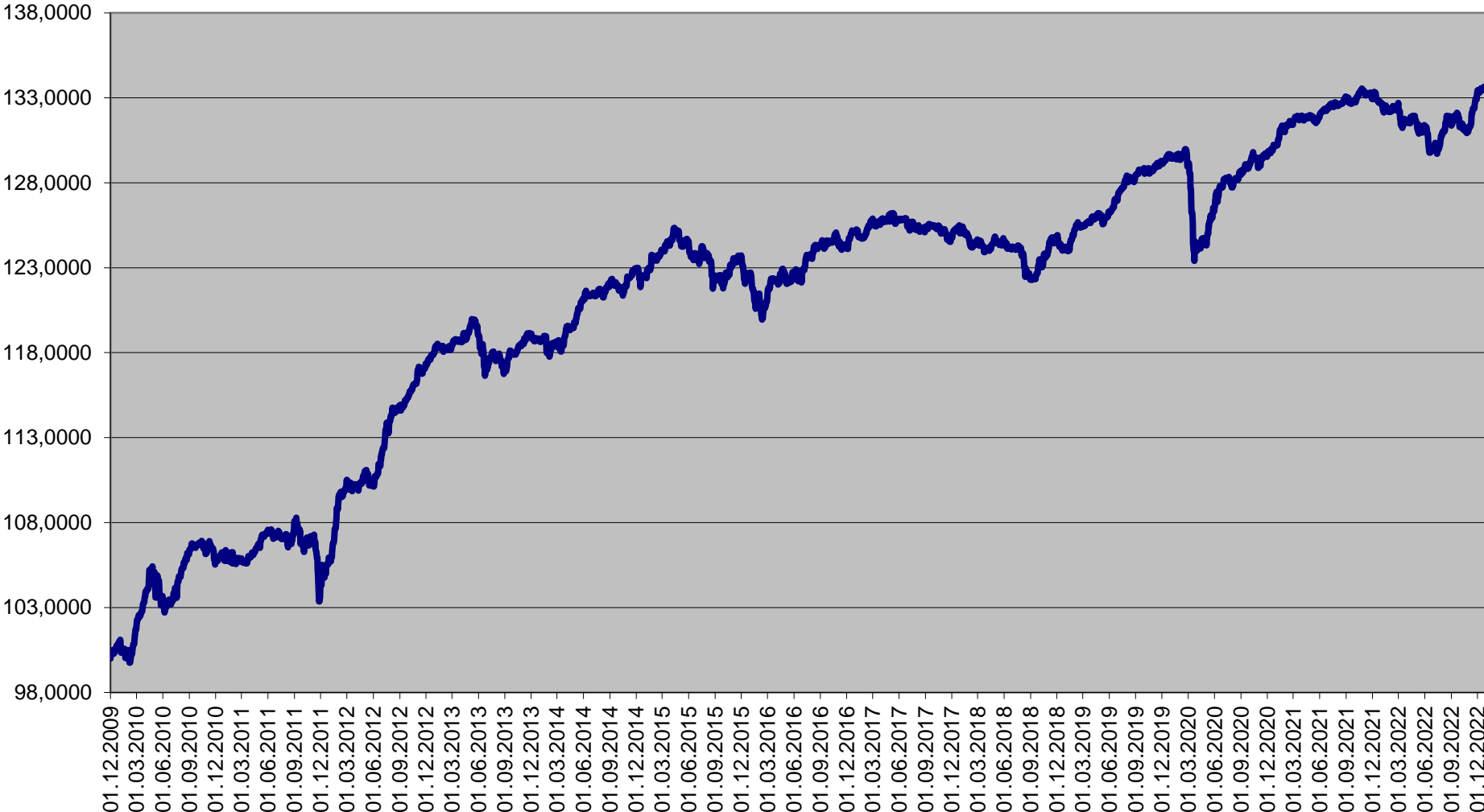


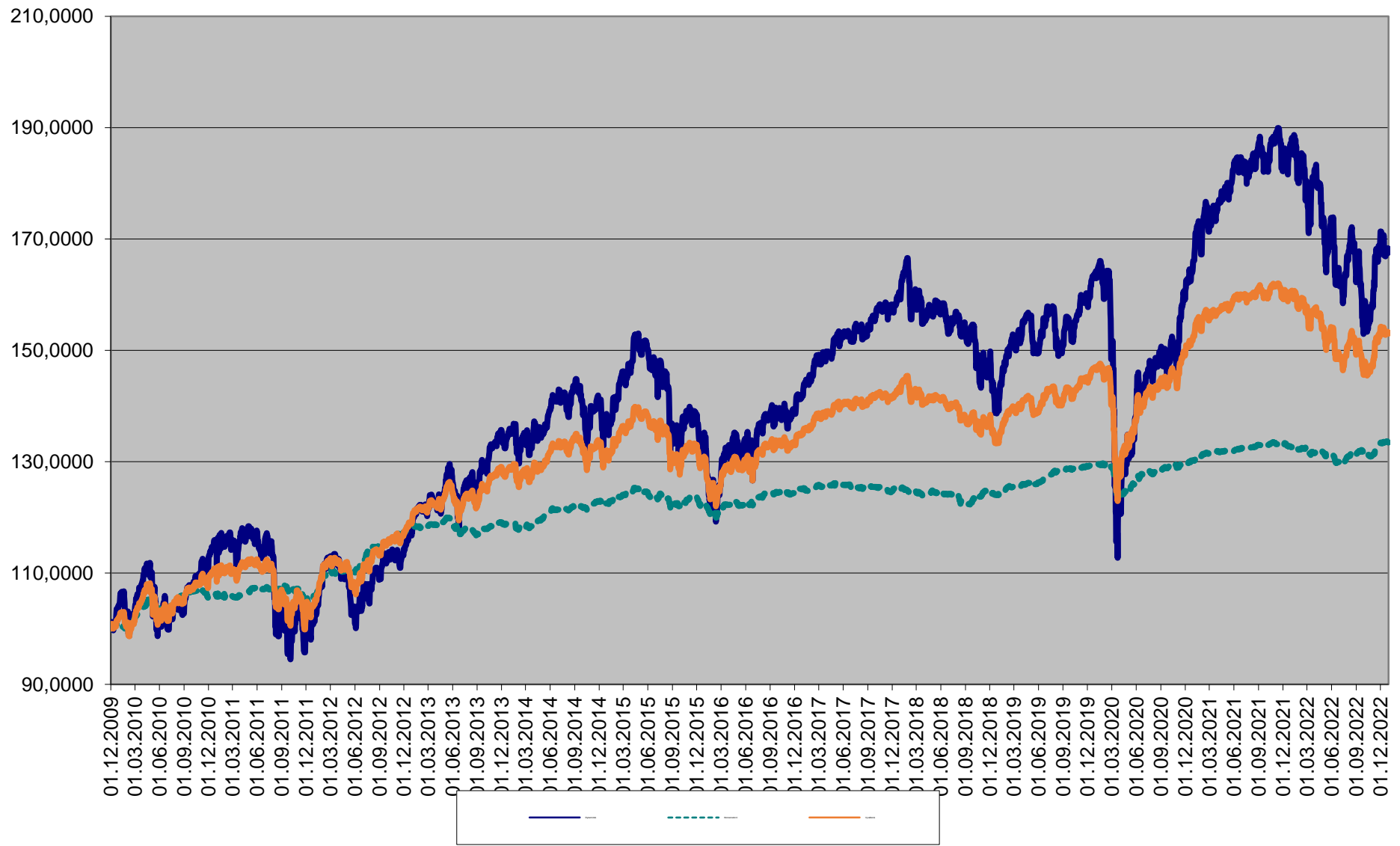
## Vyvážená strategie



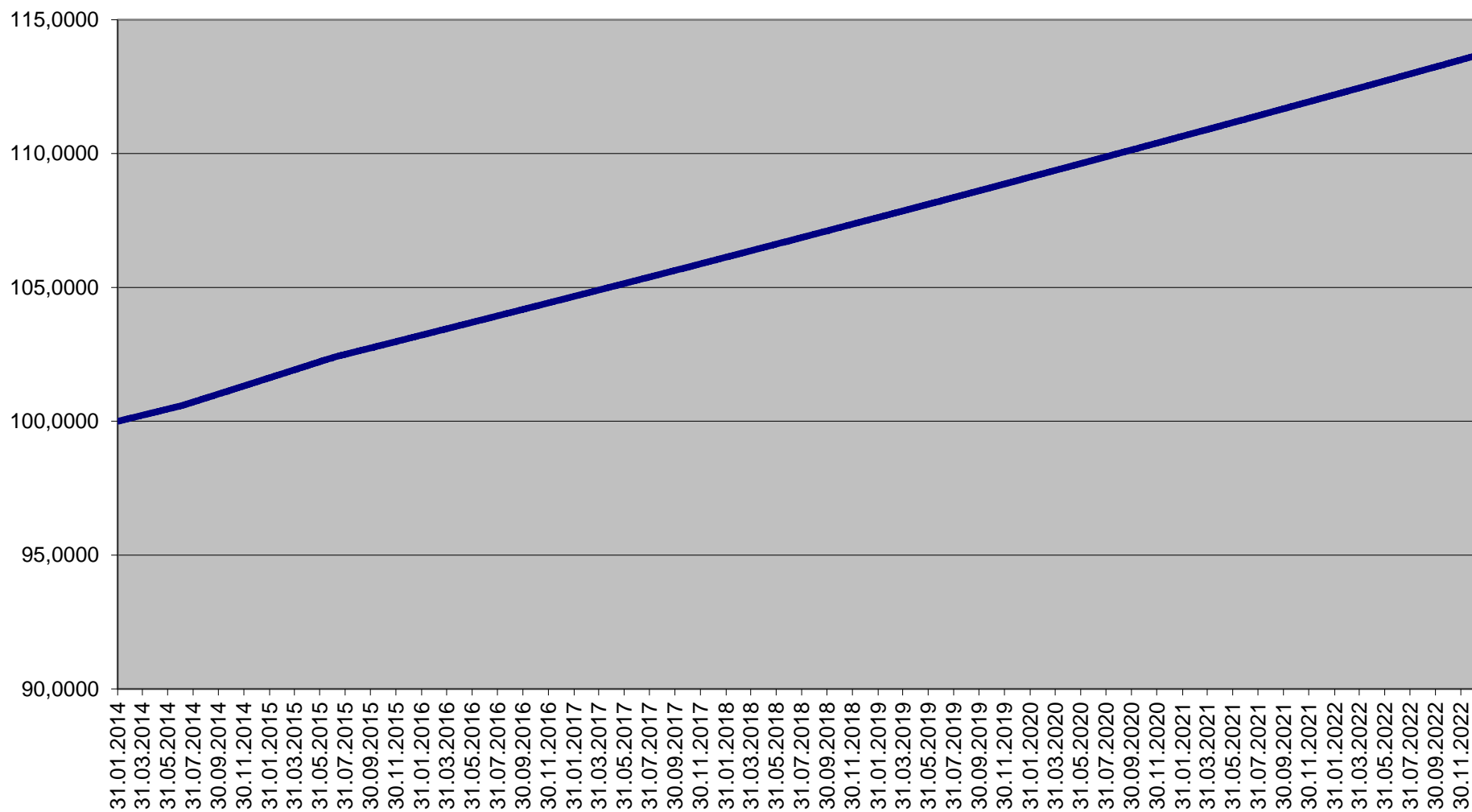


# Konzervativní strategie

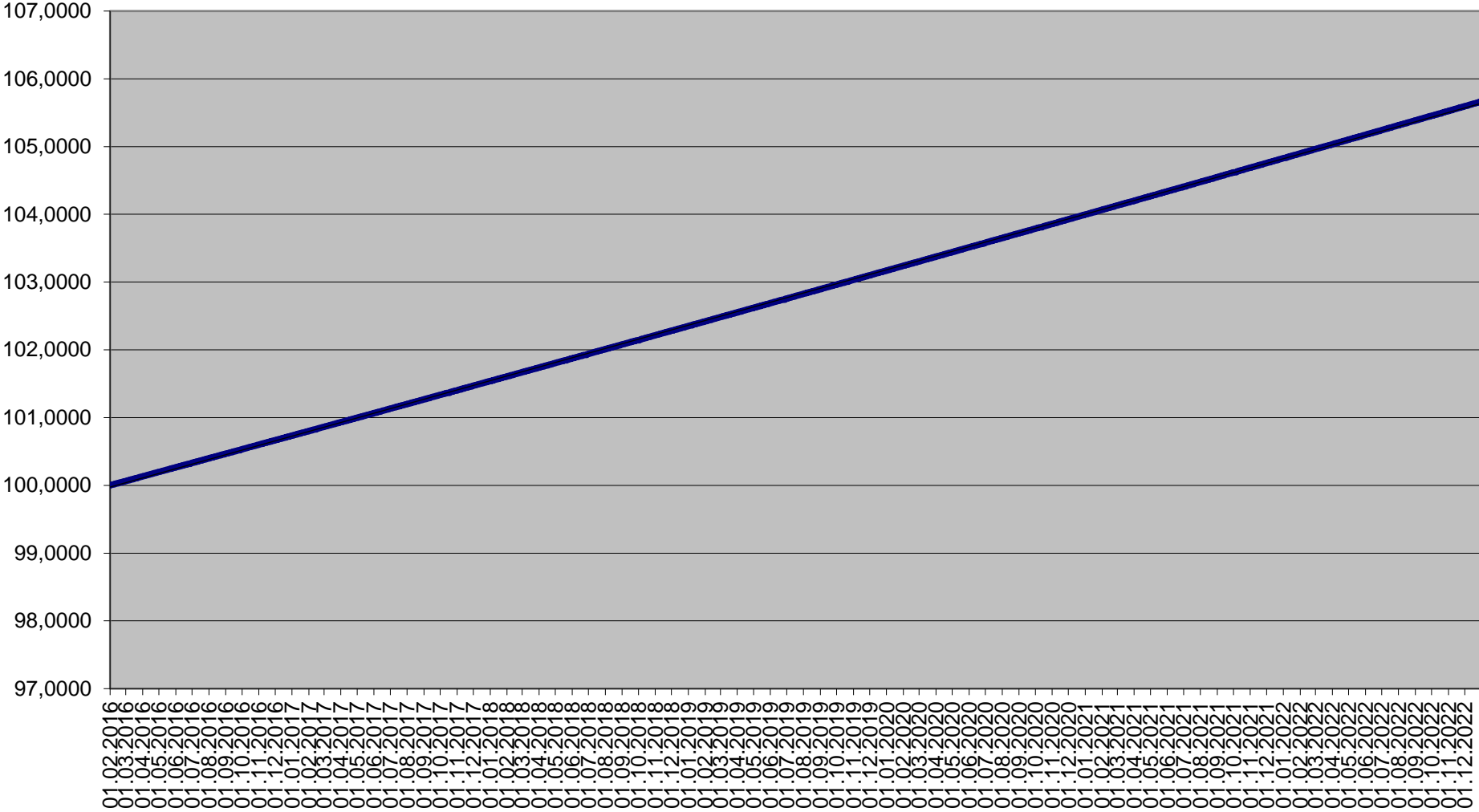




## Garantovaný fond



# Garantovaný fond 2015



## Garantovaný fond 2016

