

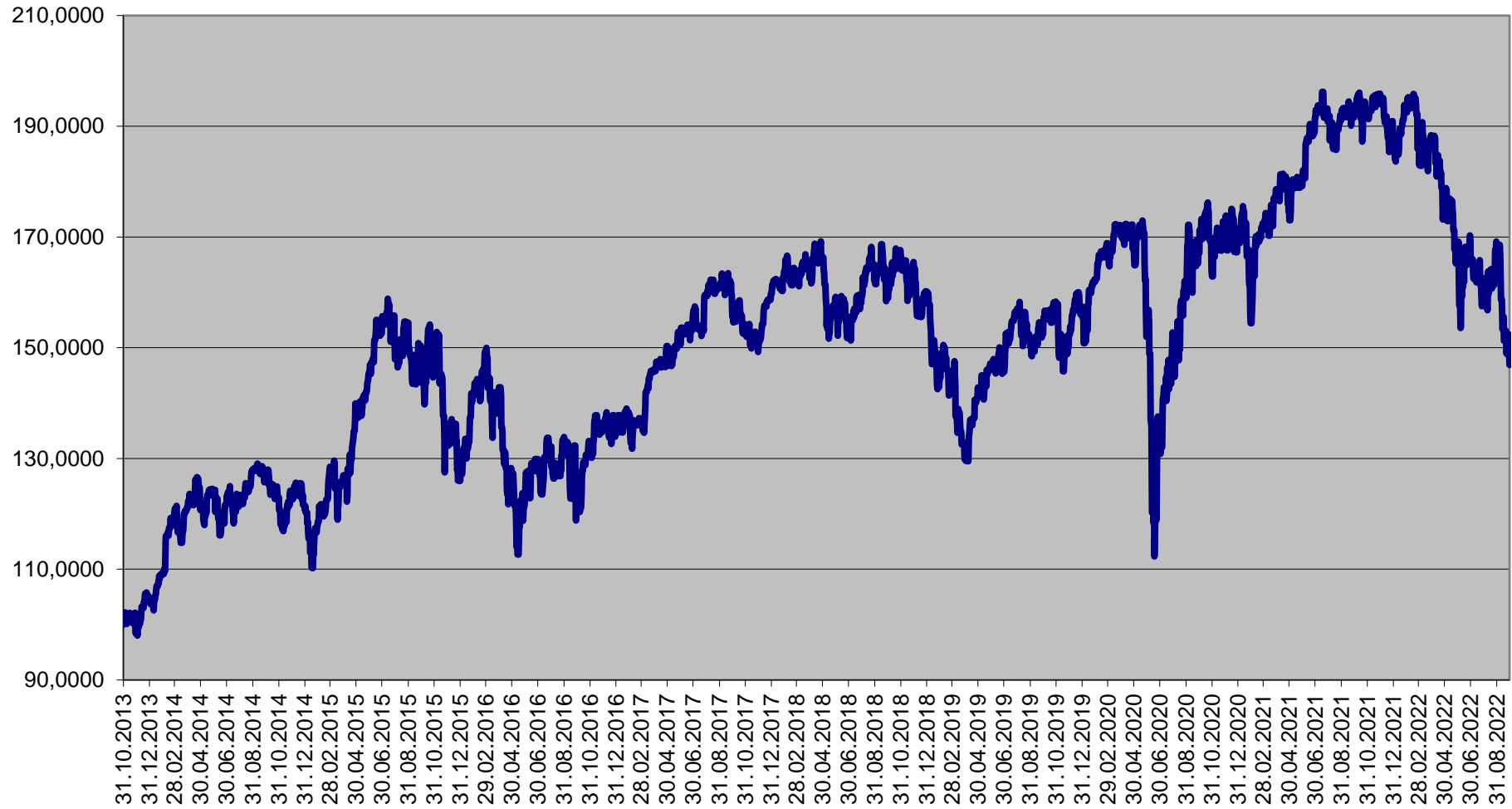
Ceny podílových jednotek  
Investiční životní pojištění

Datum	Fond			Strategie		
	MEAG EuroBalance	MEAG EuroRent	MEAG Proinvest	Dynamická (Conseq)	Vyvážená (Conseq)	Konzervativní (Conseq)
30.09.2022	126,9441	94,4423	137,7146	153,2411	145,5917	131,2668
29.09.2022	127,6922	94,6896	136,7791	152,9623	145,6153	131,4359
28.09.2022	129,2047	94,7927	139,5832	154,3918	146,3868	131,8023
27.09.2022	128,4555	94,8654	139,3011	154,3918	146,3868	131,8023
26.09.2022	128,6391	95,3141	139,9612	154,3636	146,3862	131,8025
25.09.2022	129,1805	95,8472	140,9757	155,8908	147,1940	132,0188
24.09.2022	129,1805	95,8472	140,9757	155,8908	147,1940	132,0188
23.09.2022	129,1805	95,8472	140,9757	155,8908	147,1940	132,0188
22.09.2022	130,7491	96,1186	144,2252	159,1055	148,4795	132,0524
21.09.2022	131,4398	96,4038	146,8993	160,4049	149,0164	132,1167
20.09.2022	131,0852	96,0546	145,3955	161,2242	149,1620	131,8206
19.09.2022	131,7491	96,5061	146,3096	162,0370	149,4439	131,8143
16.09.2022	131,7251	96,5422	145,6355	161,6173	149,2760	131,8036
15.09.2022	132,9169	96,8938	148,3081	163,5864	150,0814	131,9092
14.09.2022	133,6892	97,0220	149,0659	164,6300	150,4827	131,9251
13.09.2022	133,8736	97,1933	150,5954	165,2520	150,7904	131,9012
12.09.2022	136,1353	97,5191	153,1576	167,7959	151,7405	131,9485
09.09.2022	134,8773	97,1899	149,5781	166,0133	150,8907	131,7449
08.09.2022	133,8463	97,2097	147,3803	163,4052	149,8461	131,6280
07.09.2022	134,0202	97,9459	147,7322	162,4444	149,5189	131,7131
06.09.2022	133,2961	97,4829	146,7171	162,2844	149,4188	131,6678
05.09.2022	133,7275	97,8534	145,8012	162,8528	149,6319	131,6451
02.09.2022	133,3271	97,5859	148,3502	163,1610	149,5864	131,4434
01.09.2022	132,7543	97,2808	143,3300	162,2436	149,2101	131,3704
31.08.2022	133,5336	97,7888	146,1697	164,4647	150,1254	131,4882
29.07.2022	138,5181	102,0394	154,2443	166,9581	150,6422	130,7861
30.06.2022	131,2484	98,7846	146,8888	161,7919	148,3819	129,9626
31.05.2022	138,4073	101,2118	166,8644	173,2033	131,2747	153,8640
29.04.2022	137,9866	102,1573	162,5498	173,8547	131,6864	154,2119
31.03.2022	142,8708	104,2575	165,2885	179,6136	131,5563	156,4751
28.02.2022	144,6947	108,4101	169,1285	180,4228	132,5572	157,9114
31.01.2022	145,6916	108,6888	177,2662	181,8917	132,1884	157,9199
31.12.2021	154,7436	112,3233	186,6874	187,1589	132,6706	160,4952
30.11.2021	154,3654	116,0415	182,9664	182,1798	132,9439	159,3521
29.10.2021	157,3425	116,2095	192,9417	187,1338	133,4100	161,4257
30.09.2021	150,5643	116,2802	187,7887	182,4943	132,7845	159,5422
31.08.2021	156,5001	117,3559	194,9488	186,5603	133,0214	161,1553
30.07.2021	153,3711	117,6161	191,8672	182,1174	132,5319	159,3808
30.06.2021	150,5548	116,5345	191,5822	183,5068	132,4863	159,7496
31.05.2021	148,4290	116,2717	191,1382	182,4883	131,8389	159,0720
30.04.2021	149,4123	118,5629	191,3880	178,2753	157,8687	131,9113
31.03.2021	148,9640	120,4059	191,6009	175,1412	156,6391	131,7957
26.02.2021	146,4084	120,6361	179,1955	171,3250	155,3742	131,4121
29.01.2021	144,9013	121,3190	173,0237	167,2410	153,4692	130,9906
31.12.2020	145,9256	122,7916	177,4764	166,1230	152,5658	130,2046
30.11.2020	142,3996	122,4190	171,5410	159,1027	149,0504	129,5297

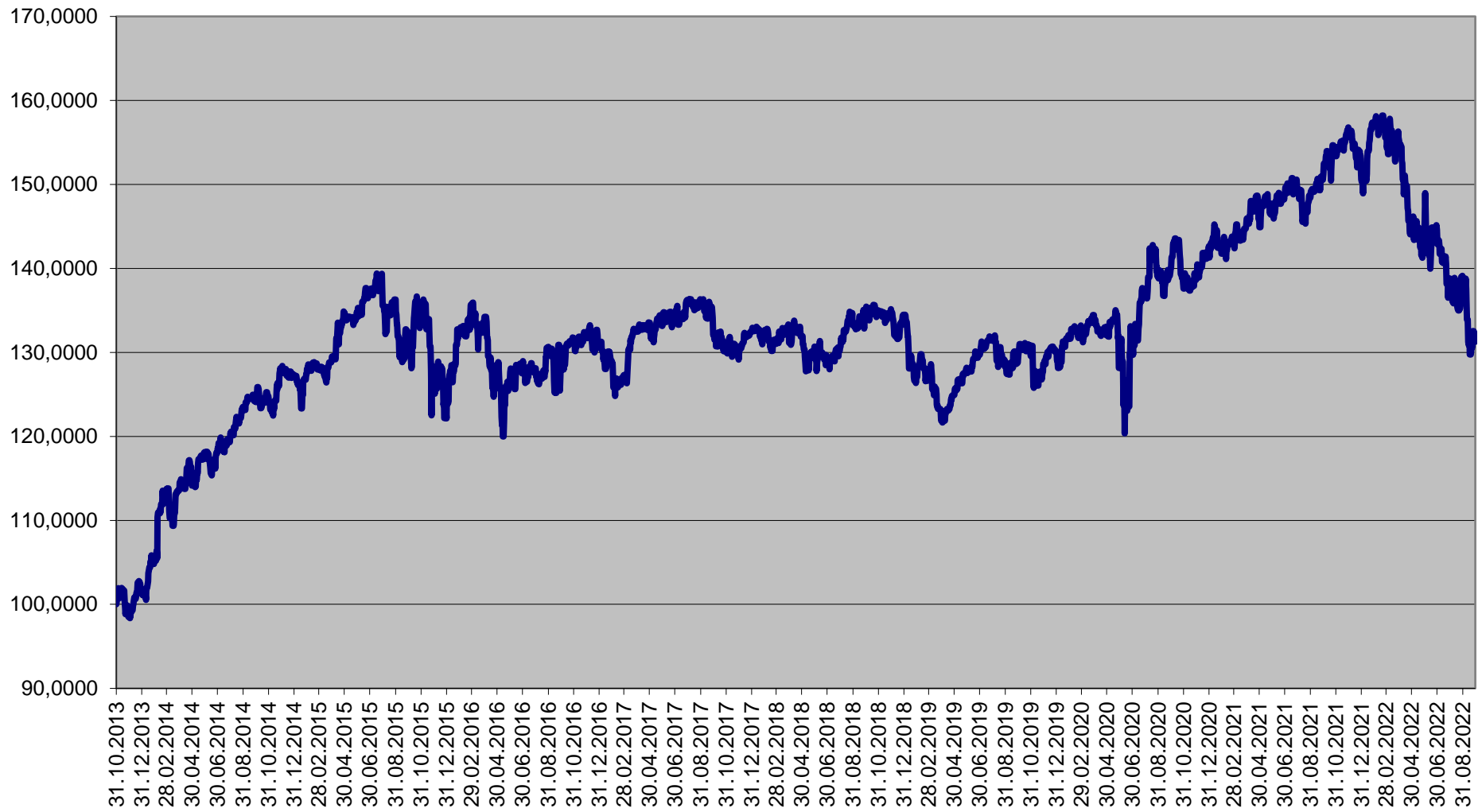
Ceny podílových jednotek  
Investiční životní pojištění

Datum	Garantovaný	Garantovaný 2015	Garantovaný 2016
30.09.2022	114,0368	105,8770	105,3648
29.09.2022	114,0325	105,8747	105,3622
28.09.2022	114,0281	105,8724	105,3596
27.09.2022	114,0238	105,8701	105,3570
26.09.2022	114,0194	105,8678	105,3545
25.09.2022	114,0064	105,8609	105,3467
24.09.2022	114,0064	105,8609	105,3467
23.09.2022	114,0064	105,8609	105,3467
22.09.2022	114,0021	105,8586	105,3441
21.09.2022	113,9977	105,8563	105,3415
20.09.2022	113,9934	105,8539	105,3390
19.09.2022	113,9891	105,8516	105,3364
16.09.2022	113,9761	105,8447	105,3286
15.09.2022	113,9717	105,8424	105,3260
14.09.2022	113,9674	105,8401	105,3235
13.09.2022	113,9630	105,8378	105,3209
12.09.2022	113,9587	105,8355	105,3183
09.09.2022	113,9457	105,8286	105,3105
08.09.2022	113,9414	105,8262	105,3080
07.09.2022	113,9370	105,8239	105,3054
06.09.2022	113,9327	105,8216	105,3028
05.09.2022	113,9284	105,8193	105,3002
02.09.2022	113,9153	105,8124	105,2925
01.09.2022	113,9110	105,8101	105,2899
31.08.2022	113,9067	105,8078	105,2873
29.07.2022	113,7637	105,7317	105,2021
30.06.2022	113,6382	105,6648	105,1273
31.05.2022	113,5086	105,5957	105,0500
29.04.2022	113,3704	105,5220	104,9676
31.03.2022	113,2454	105,4553	104,8930
28.02.2022	113,1119	105,3840	104,8133
31.01.2022	112,9914	105,3197	104,7413
31.12.2021	112,8569	105,2478	104,6609
30.11.2021	112,7239	105,1767	104,5814
29.10.2021	112,5867	105,1033	104,4994
30.09.2021	112,4626	105,0369	104,4251
31.08.2021	112,3344	104,9682	104,3484
30.07.2021	112,1977	104,8950	104,2666
30.06.2021	112,0697	104,8264	104,1899
31.05.2021	111,9419	104,7579	104,1133
30.04.2021	111,8100	104,6871	104,0342
31.03.2021	111,6825	104,6187	103,9577
26.02.2021	111,5403	104,5423	103,8724
29.01.2021	111,4217	104,4786	103,8012
31.12.2020	111,2990	104,4127	103,7276
30.11.2020	111,1680	104,3422	103,6489

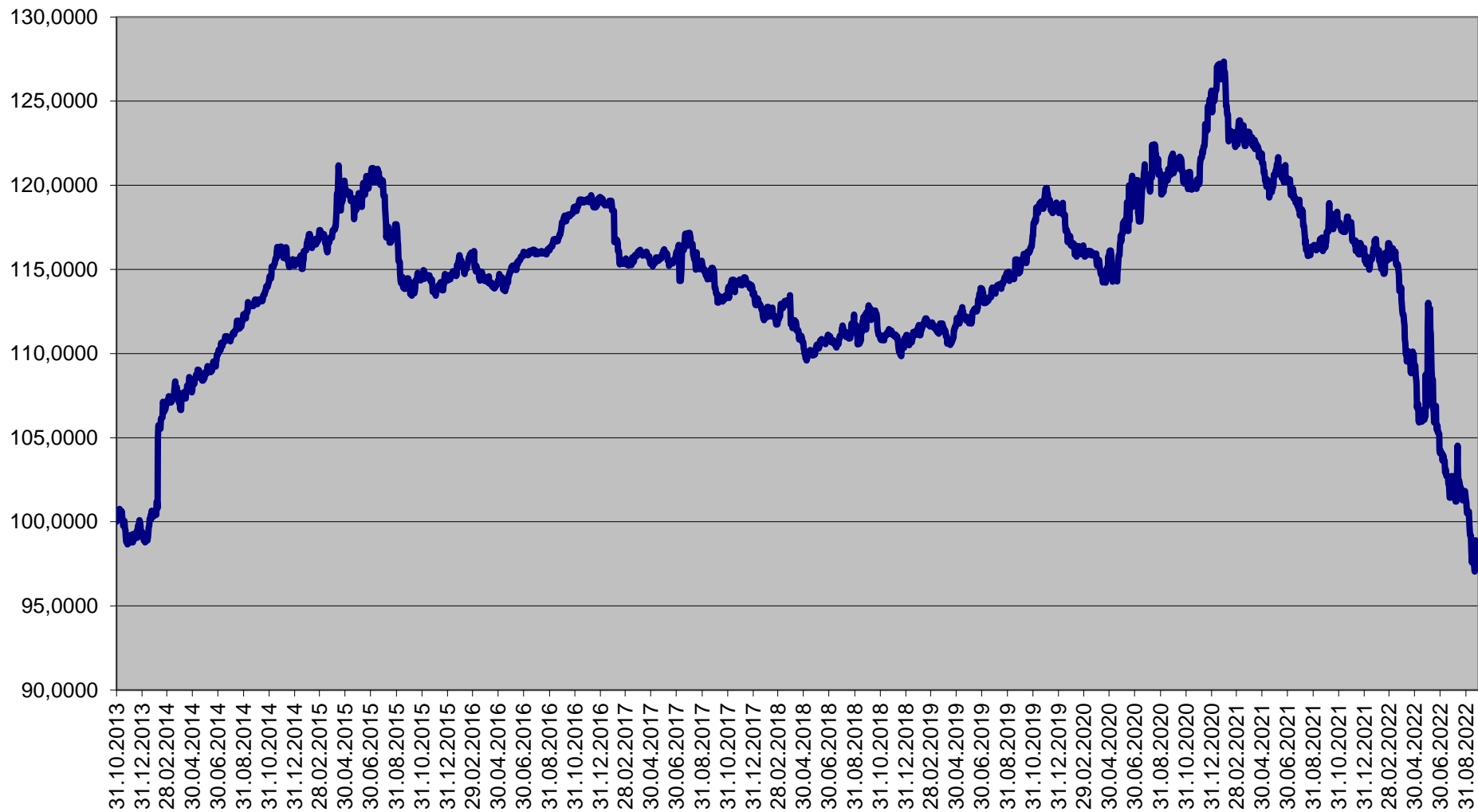
### Finanční fond MEAG ProInvest

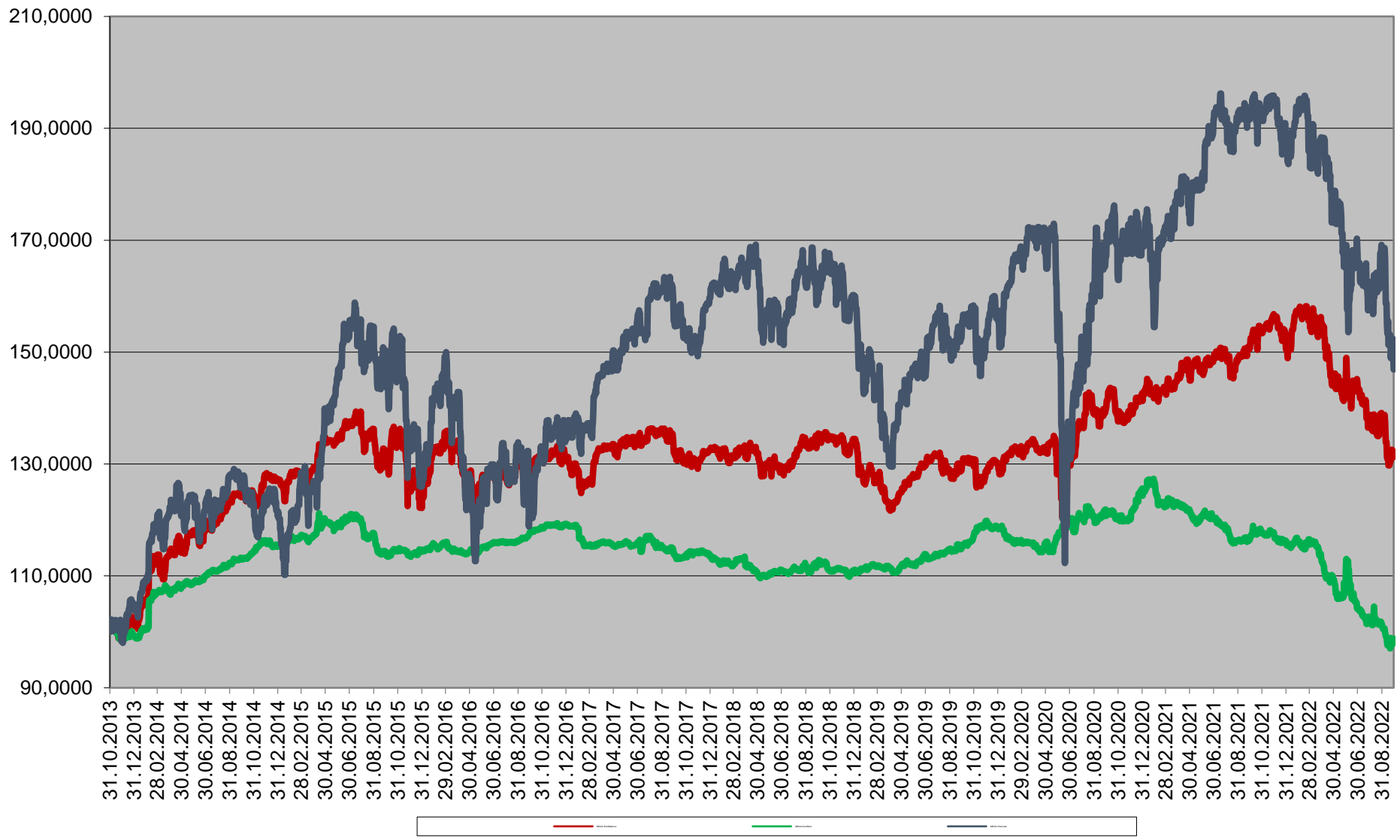


### Finanční fond MEAG EuroBalance

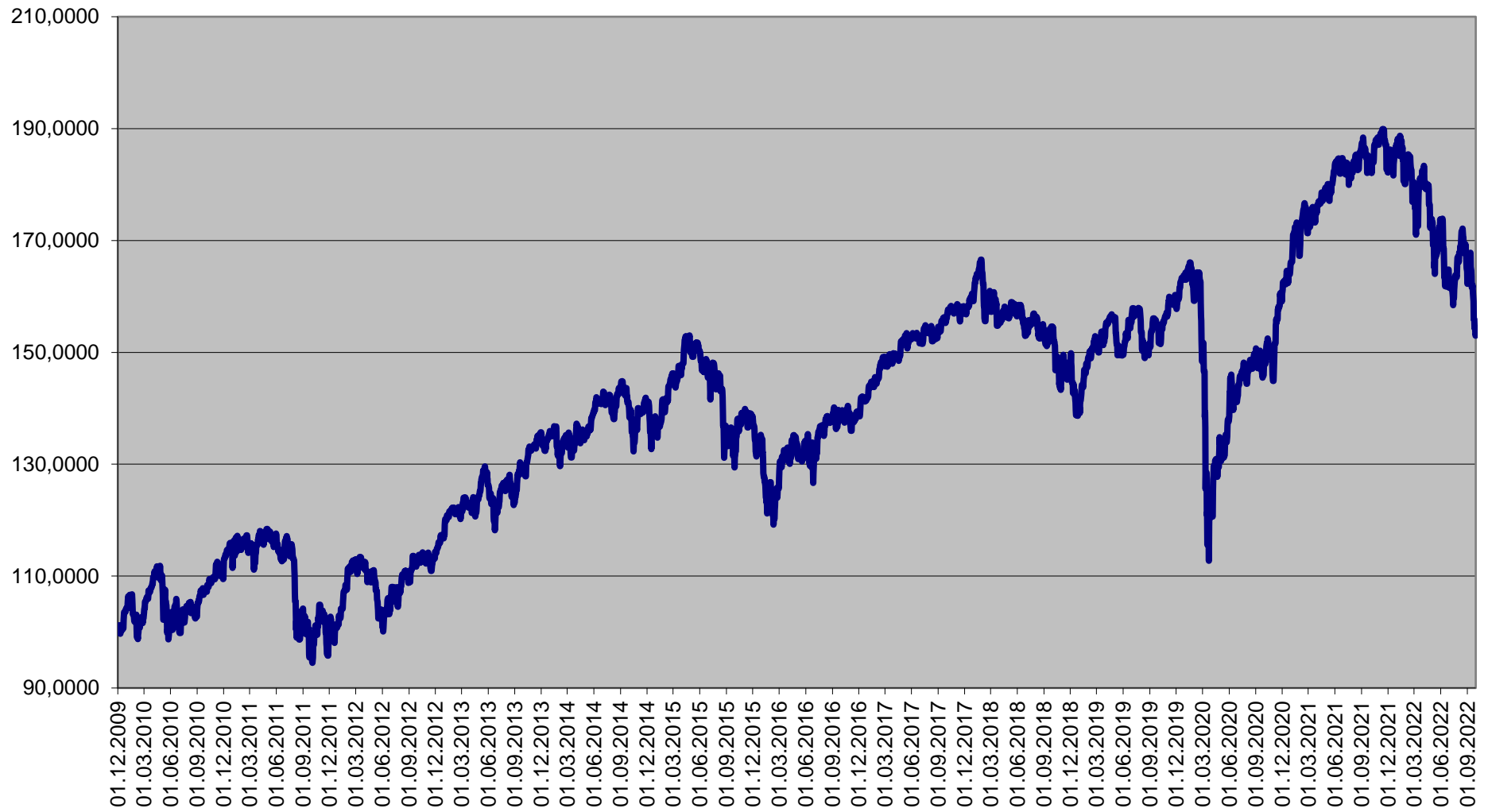


### Finanční fond MEAG EuroRent

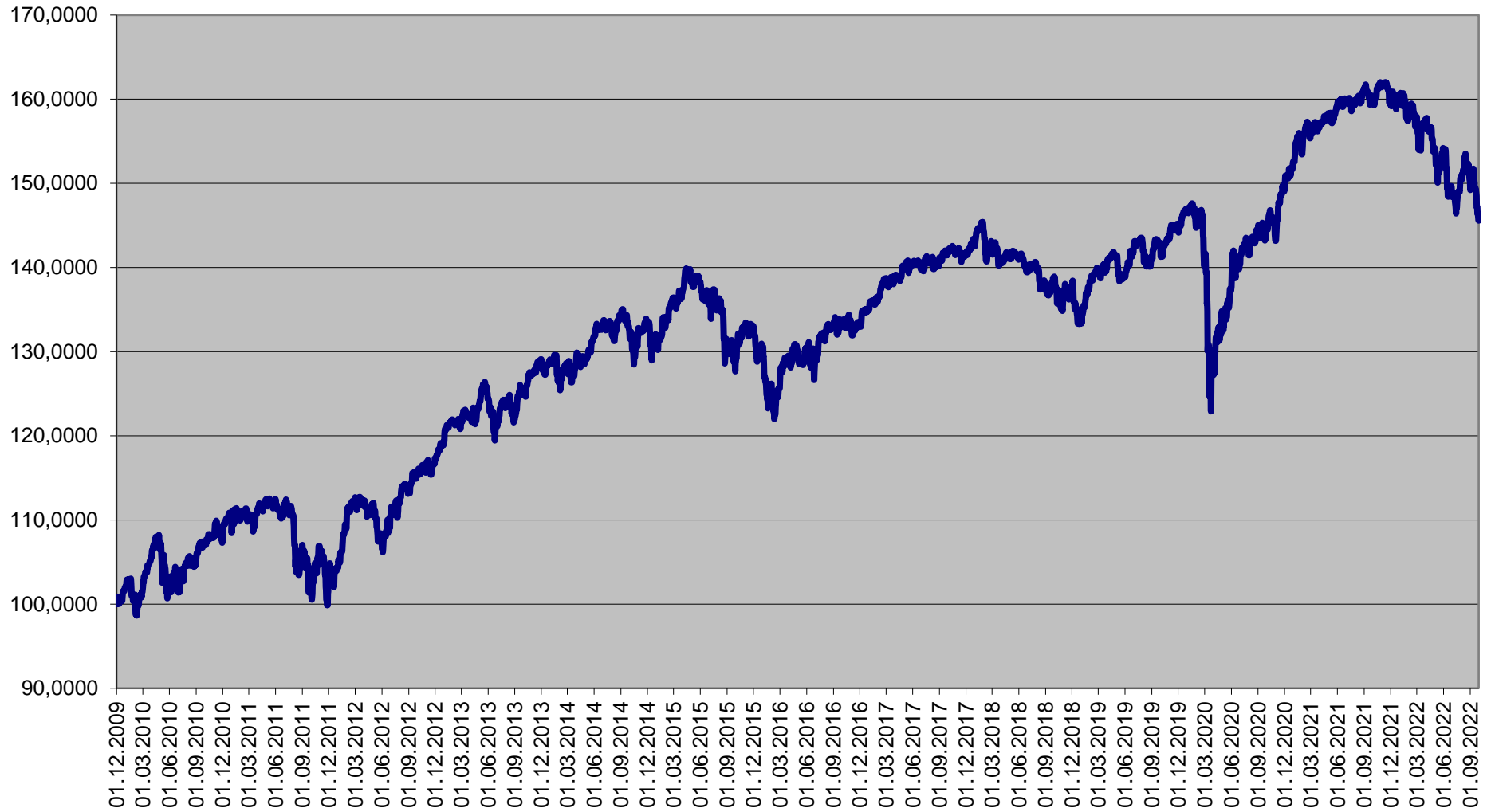




## Dynamická strategie

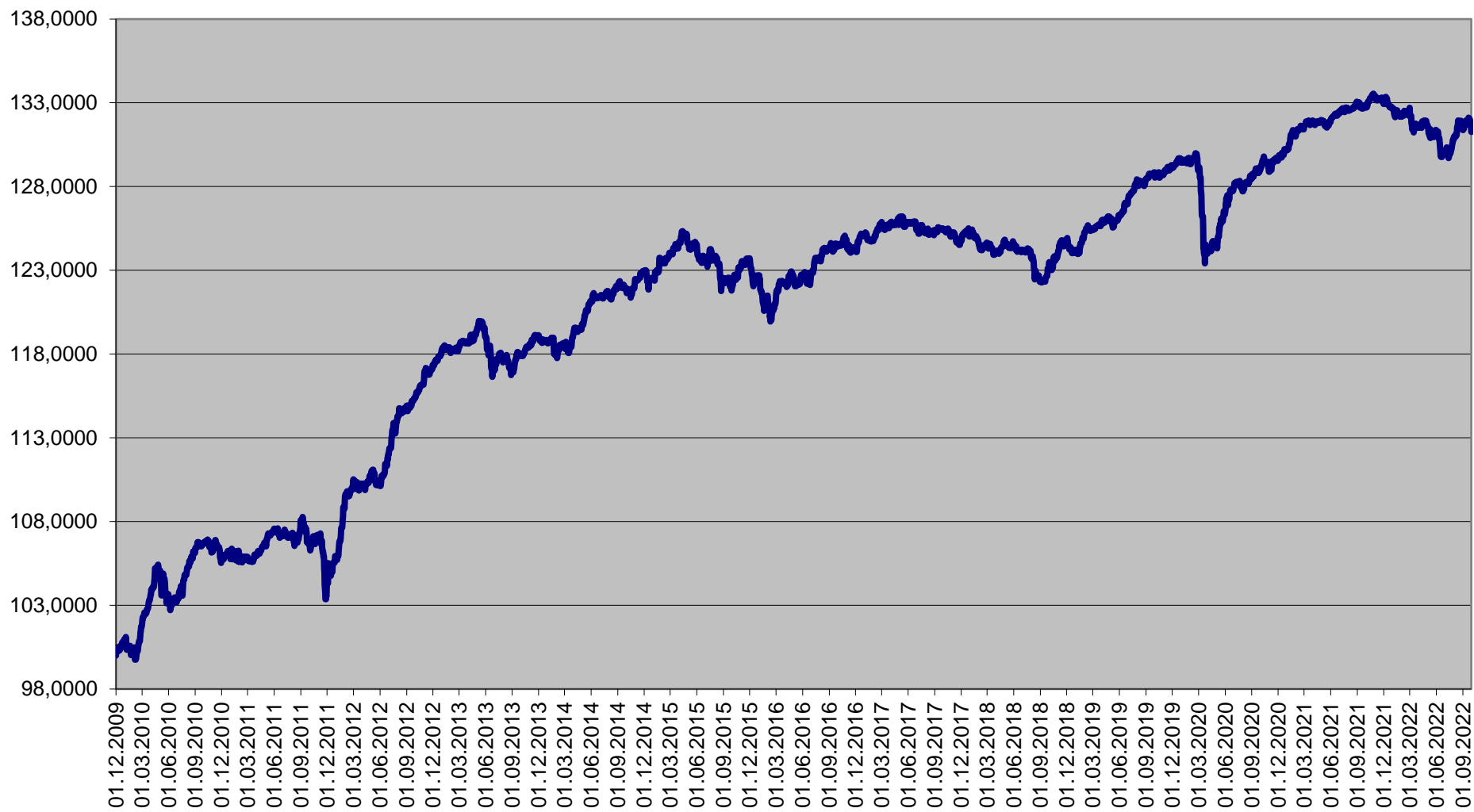


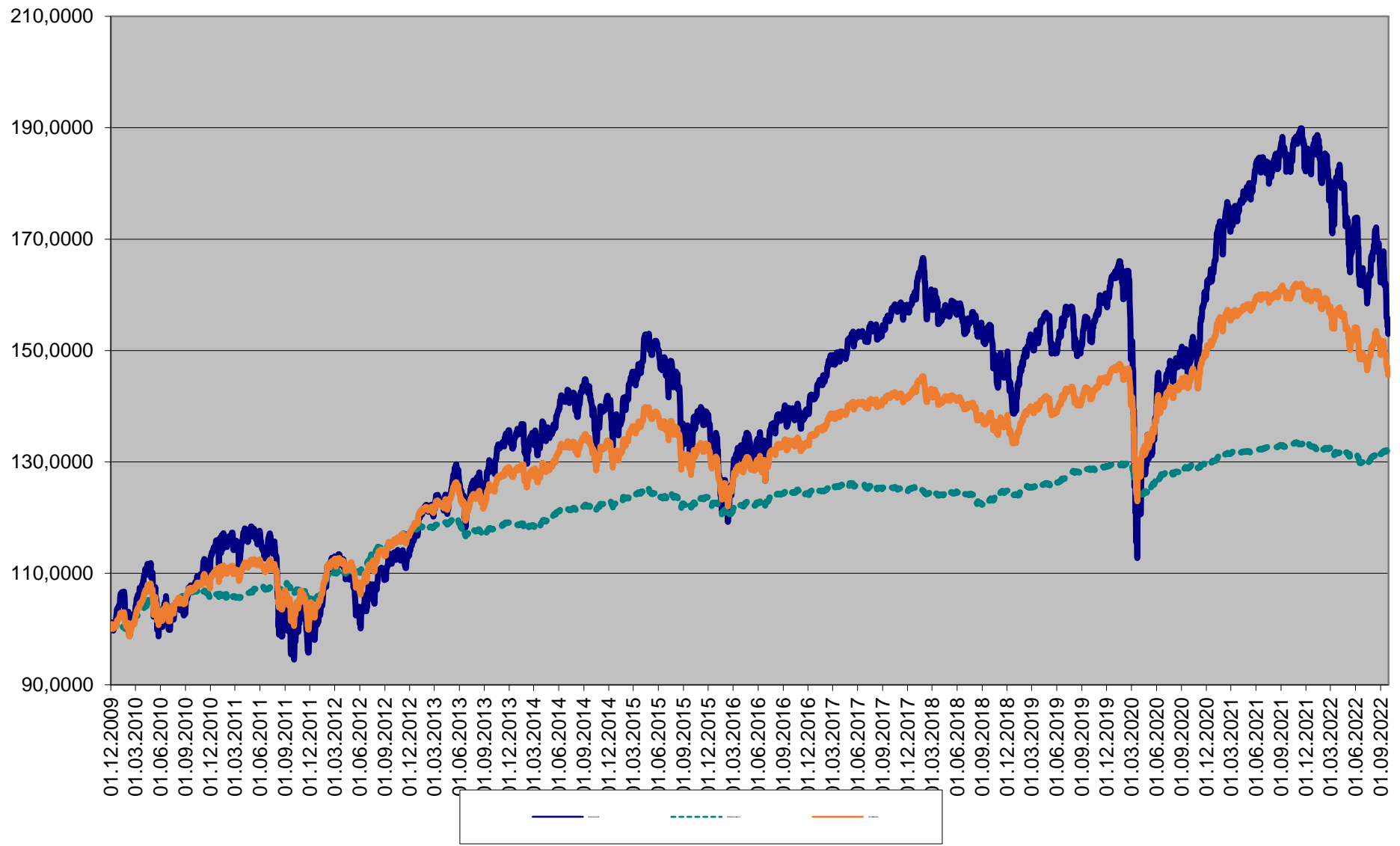
## Vyvážená strategie



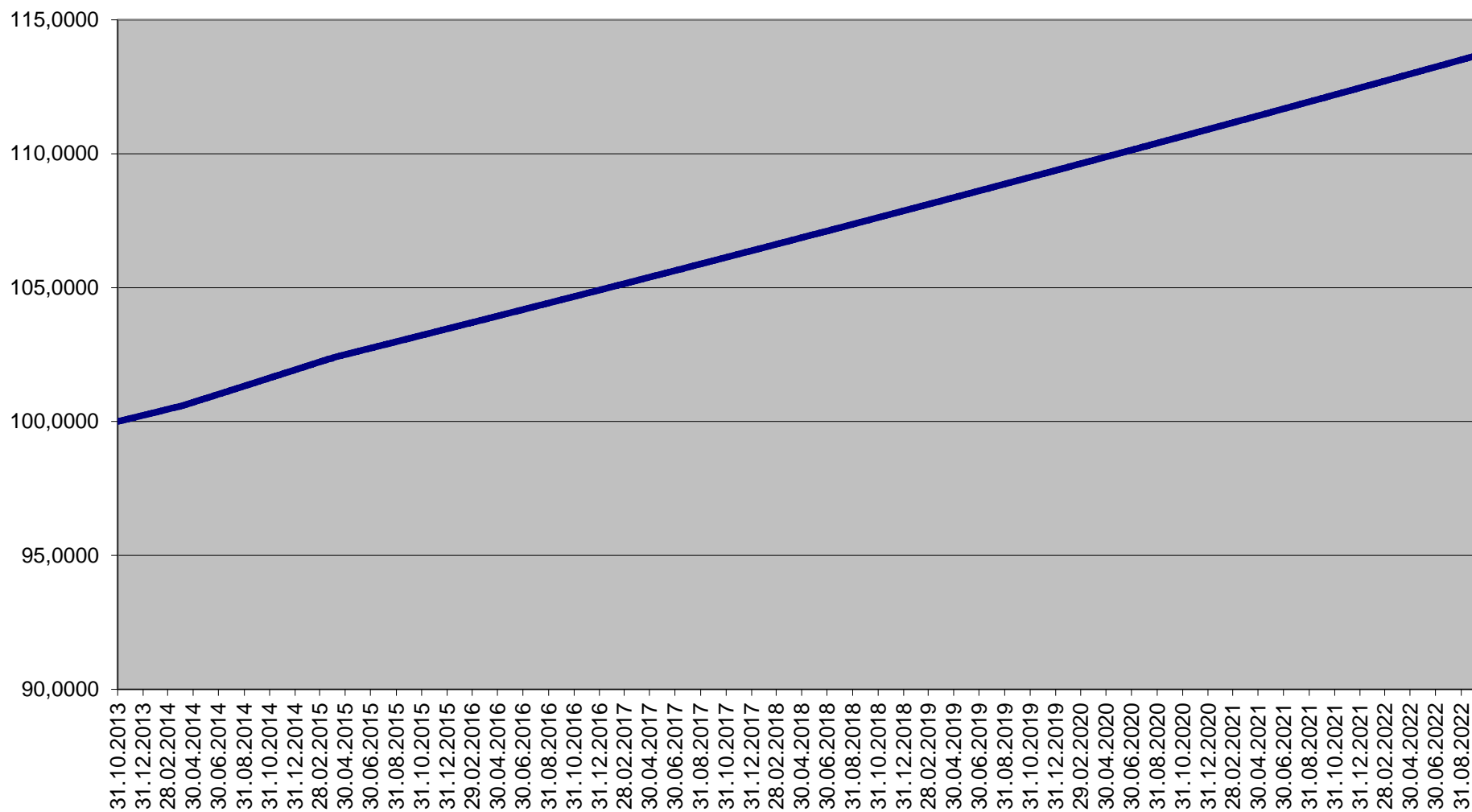


## Konzervativní strategie

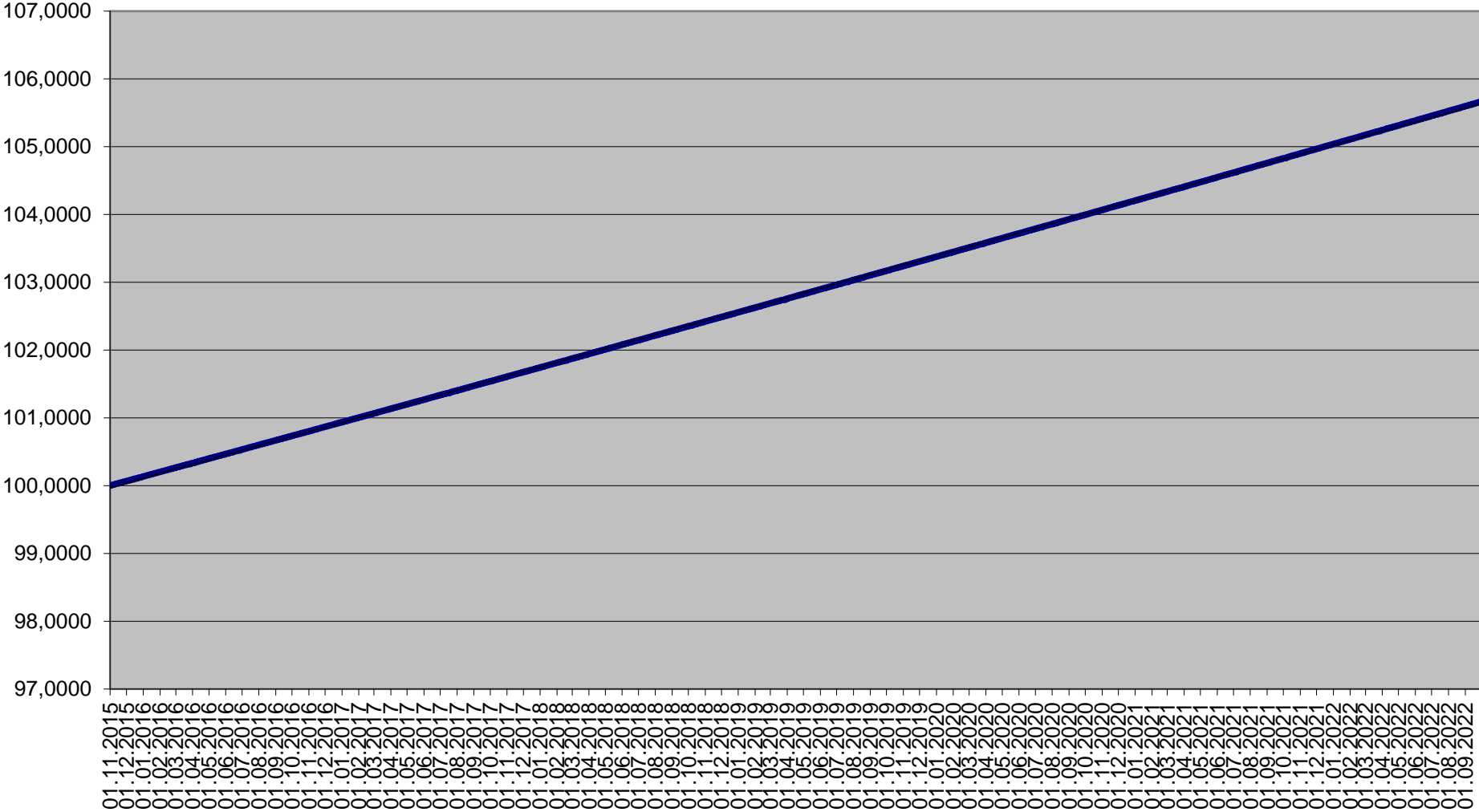




## Garantovaný fond



# Garantovaný fond 2015



## Garantovaný fond 2016

