

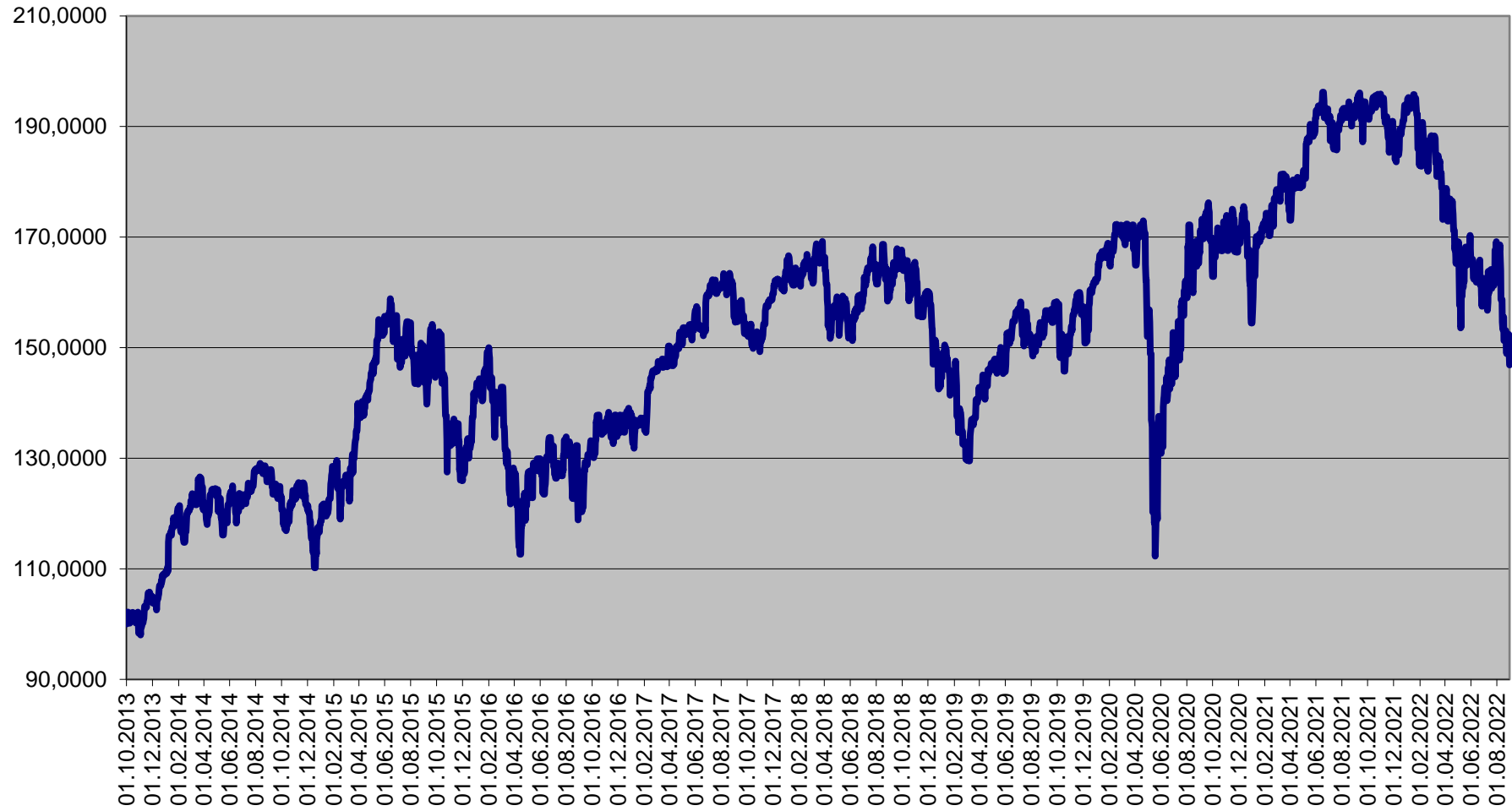
Ceny podílových jednotek
Investiční životní pojištění

Datum	MEAG EuroBalance	Fond MEAG EuroRent	MEAG Proinvest	Dynamická (Conseq)	Strategie Vyvážená (Conseq)	Konzervativní (Conseq)
31.08.2022	133,5336	97,7888	146,1697	164,4647	150,1254	131,4882
30.08.2022	134,7117	98,1819	147,7047	165,0510	150,4777	131,6227
29.08.2022	135,5170	98,3869	146,9245	165,9855	150,8565	131,6501
26.08.2022	136,6066	99,0918	148,1320	167,6847	151,6429	131,8428
25.08.2022	138,8399	99,4429	151,6229	169,3324	152,2999	131,9238
24.08.2022	137,8621	99,2008	151,0024	168,0022	151,7777	131,8845
23.08.2022	137,8049	99,4631	150,7813	168,0551	151,7925	131,8850
22.08.2022	138,0185	99,6973	151,1119	167,7032	151,7014	131,8710
19.08.2022	139,2542	100,0319	154,7784	169,2419	152,2723	131,8348
18.08.2022	140,2065	100,6604	156,5049	170,5942	152,8577	131,7896
17.08.2022	139,6131	100,6213	155,3758	170,7789	152,9021	131,7856
16.08.2022	140,4330	101,1340	158,5331	172,1217	153,5213	131,9456
15.08.2022	139,3519	100,6600	156,8099	171,7575	153,2272	131,7257
12.08.2022	138,8962	100,3308	156,2970	171,6250	153,0542	131,5307
11.08.2022	138,0048	100,3304	155,0720	170,8217	152,5381	131,2474
10.08.2022	138,1687	100,8242	155,2858	169,6751	151,8814	131,0693
09.08.2022	137,6111	101,2375	154,1725	168,1838	151,3015	131,0932
08.08.2022	138,2477	101,3201	156,2337	169,0056	151,6220	131,1315
05.08.2022	138,3734	101,4438	155,6113	167,7879	151,0962	130,9817
04.08.2022	139,7905	102,3557	157,4222	167,8291	151,1292	131,0311
03.08.2022	139,3473	102,0235	156,3628	166,9386	150,7710	131,0154
02.08.2022	138,1838	102,3662	154,1642	166,1748	150,4354	130,9185
01.08.2022	138,5824	102,4128	154,4225	167,1569	150,8670	130,9492
29.07.2022	138,5181	102,0394	154,2443	166,9581	150,6422	130,7861
30.06.2022	131,2484	98,7846	146,8888	161,7919	148,3819	129,9626
31.05.2022	138,4073	101,2118	166,8644	173,2033	131,2747	153,8640
29.04.2022	137,9866	102,1573	162,5498	173,8547	131,6864	154,2119
31.03.2022	142,8708	104,2575	165,2885	179,6136	131,5563	156,4751
28.02.2022	144,6947	108,4101	169,1285	180,4228	132,5572	157,9114
31.01.2022	145,6916	108,6888	177,2662	181,8917	132,1884	157,9199
31.12.2021	154,7436	112,3233	186,6874	187,1589	132,6706	160,4952
30.11.2021	154,3654	116,0415	182,9664	182,1798	132,9439	159,3521
29.10.2021	157,3425	116,2095	192,9417	187,1338	133,4100	161,4257
30.09.2021	150,5643	116,2802	187,7887	182,4943	132,7845	159,5422
31.08.2021	156,5001	117,3559	194,9488	186,5603	133,0214	161,1553
30.07.2021	153,3711	117,6161	191,8672	182,1174	132,5319	159,3808
30.06.2021	150,5548	116,5345	191,5822	183,5068	132,4863	159,7496
31.05.2021	148,4290	116,2717	191,1382	182,4883	131,8389	159,0720
30.04.2021	149,4123	118,5629	191,3880	178,2753	157,8687	131,9113
31.03.2021	148,9640	120,4059	191,6009	175,1412	156,6391	131,7957
26.02.2021	146,4084	120,6361	179,1955	171,3250	155,3742	131,4121
29.01.2021	144,9013	121,3190	173,0237	167,2410	153,4692	130,9906
31.12.2020	145,9256	122,7916	177,4764	166,1230	152,5658	130,2046
30.11.2020	142,3996	122,4190	171,5410	159,1027	149,0504	129,5297
30.10.2020	141,7521	126,7341	154,4578	144,8853	143,1900	128,8783
30.09.2020	142,6505	125,6299	171,5091	147,9257	144,5905	129,1663

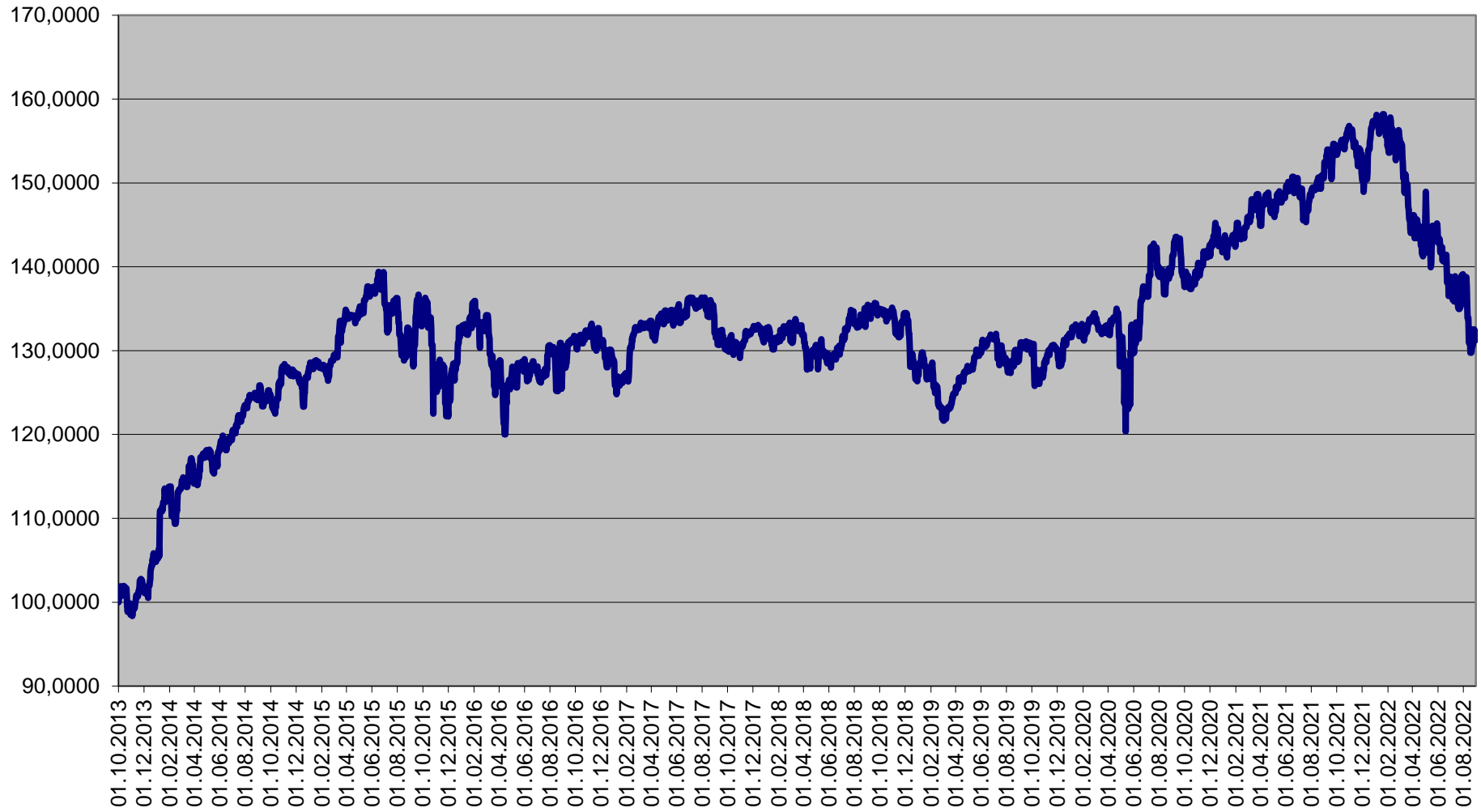
Ceny podílových jednotek
Investiční životní pojištění

Datum	Garantovaný	Garantovaný 2015	Garantovaný 2016
31.08.2022	113,9067	105,8078	105,2873
30.08.2022	113,9023	105,8055	105,2847
29.08.2022	113,8980	105,8032	105,2821
26.08.2022	113,8850	105,7962	105,2744
25.08.2022	113,8807	105,7939	105,2718
24.08.2022	113,8763	105,7916	105,2692
23.08.2022	113,8720	105,7893	105,2666
22.08.2022	113,8677	105,7870	105,2641
19.08.2022	113,8547	105,7801	105,2563
18.08.2022	113,8503	105,7778	105,2537
17.08.2022	113,8460	105,7755	105,2512
16.08.2022	113,8417	105,7732	105,2486
15.08.2022	113,8373	105,7709	105,2460
12.08.2022	113,8243	105,7639	105,2383
11.08.2022	113,8200	105,7616	105,2357
10.08.2022	113,8157	105,7593	105,2331
09.08.2022	113,8114	105,7570	105,2305
08.08.2022	113,8070	105,7547	105,2279
05.08.2022	113,7940	105,7478	105,2202
04.08.2022	113,7897	105,7455	105,2176
03.08.2022	113,7854	105,7432	105,2150
02.08.2022	113,7810	105,7409	105,2124
01.08.2022	113,7767	105,7386	105,2099
29.07.2022	113,7637	105,7317	105,2021
30.06.2022	113,6382	105,6648	105,1273
31.05.2022	113,5086	105,5957	105,0500
29.04.2022	113,3704	105,5220	104,9676
31.03.2022	113,2454	105,4553	104,8930
28.02.2022	113,1119	105,3840	104,8133
31.01.2022	112,9914	105,3197	104,7413
31.12.2021	112,8569	105,2478	104,6609
30.11.2021	112,7239	105,1767	104,5814
29.10.2021	112,5867	105,1033	104,4994
30.09.2021	112,4626	105,0369	104,4251
31.08.2021	112,3344	104,9682	104,3484
30.07.2021	112,1977	104,8950	104,2666
30.06.2021	112,0697	104,8264	104,1899
31.05.2021	111,9419	104,7579	104,1133
30.04.2021	111,8100	104,6871	104,0342
31.03.2021	111,6825	104,6187	103,9577
26.02.2021	111,5403	104,5423	103,8724
29.01.2021	111,4217	104,4786	103,8012
31.12.2020	111,2990	104,4127	103,7276
30.11.2020	111,1680	104,3422	103,6489
30.10.2020	111,0372	104,2718	103,5703
30.09.2020	110,9107	104,2037	103,4942

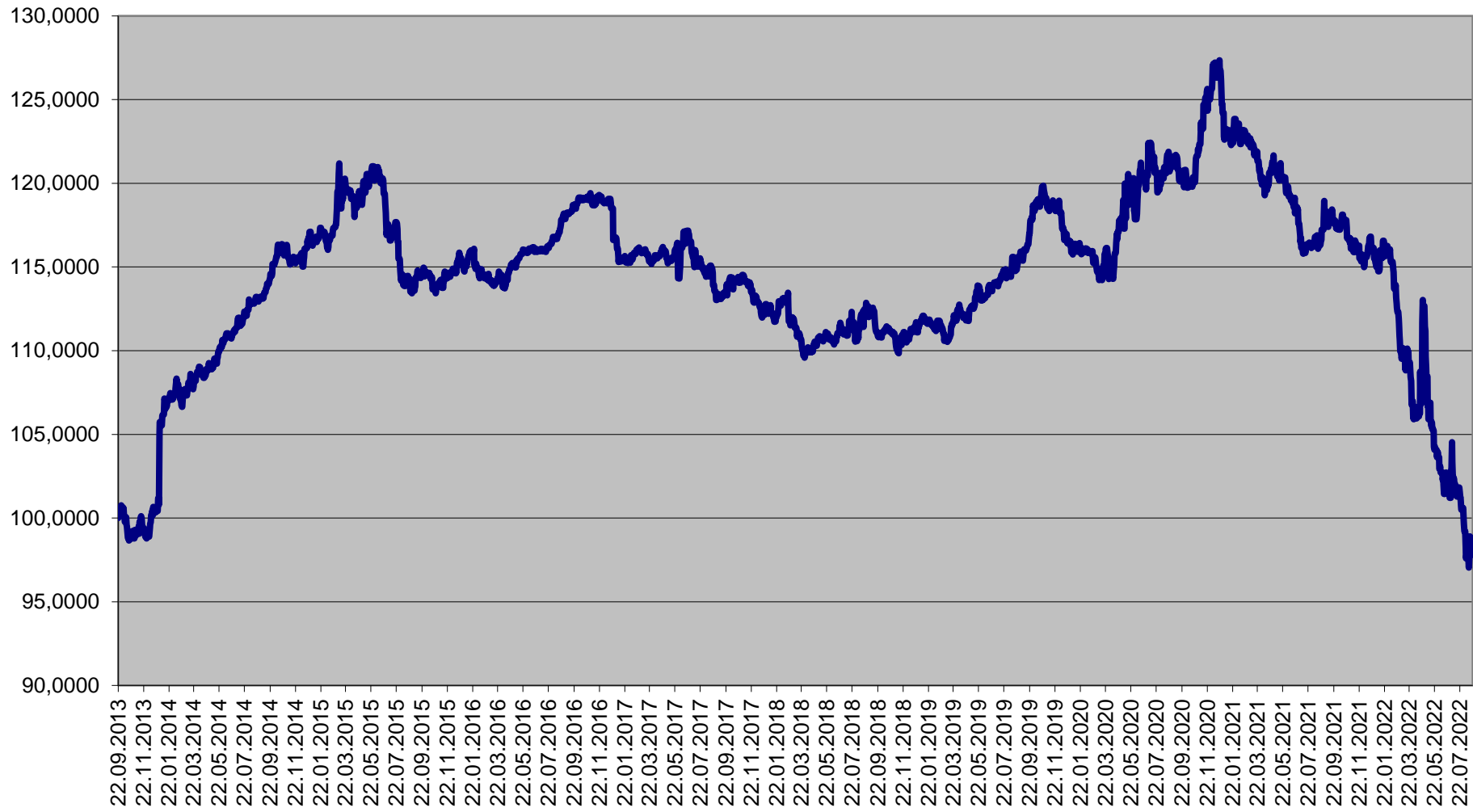
Finanční fond MEAG ProInvest

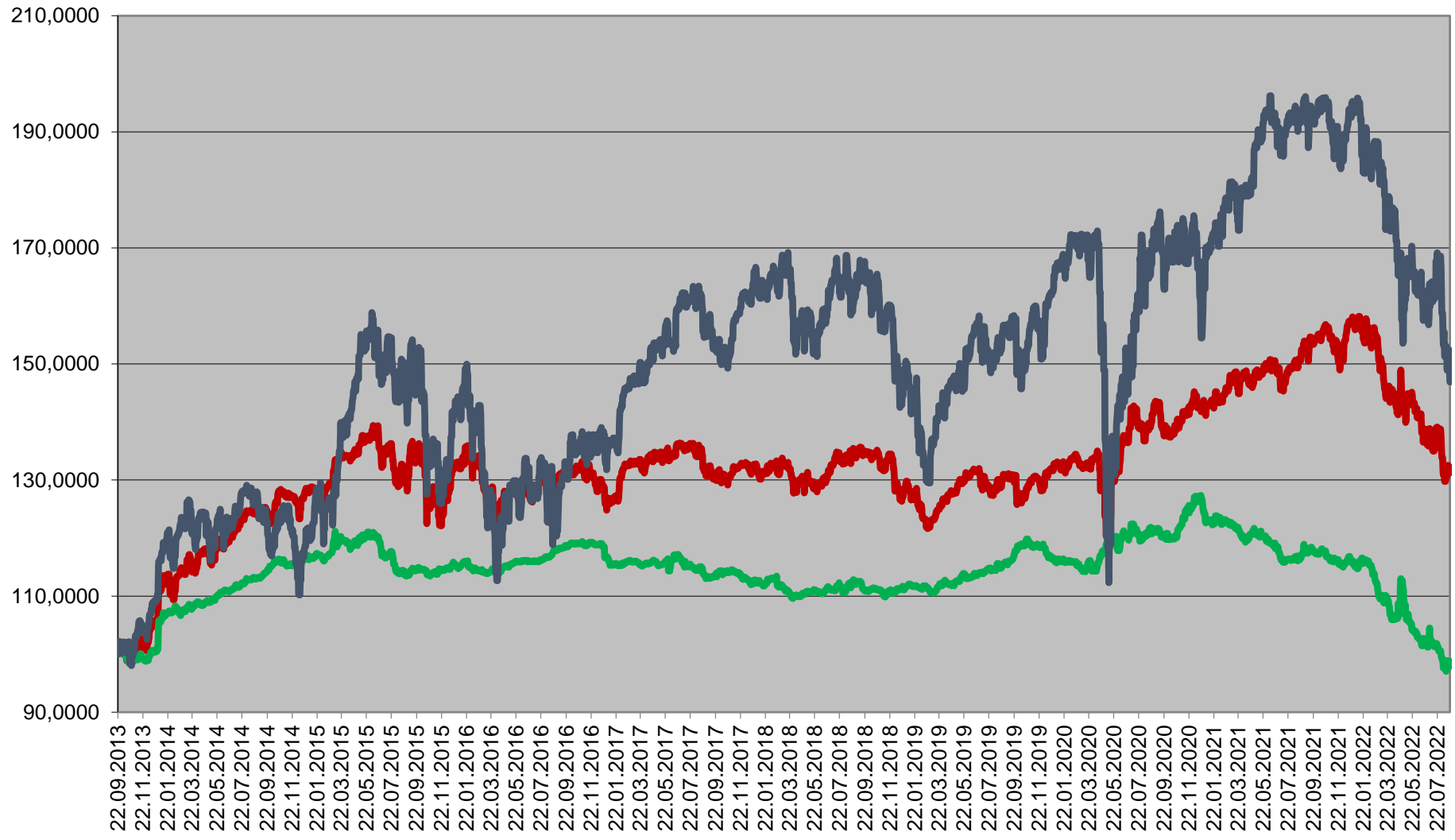


Finanční fond MEAG EuroBalance

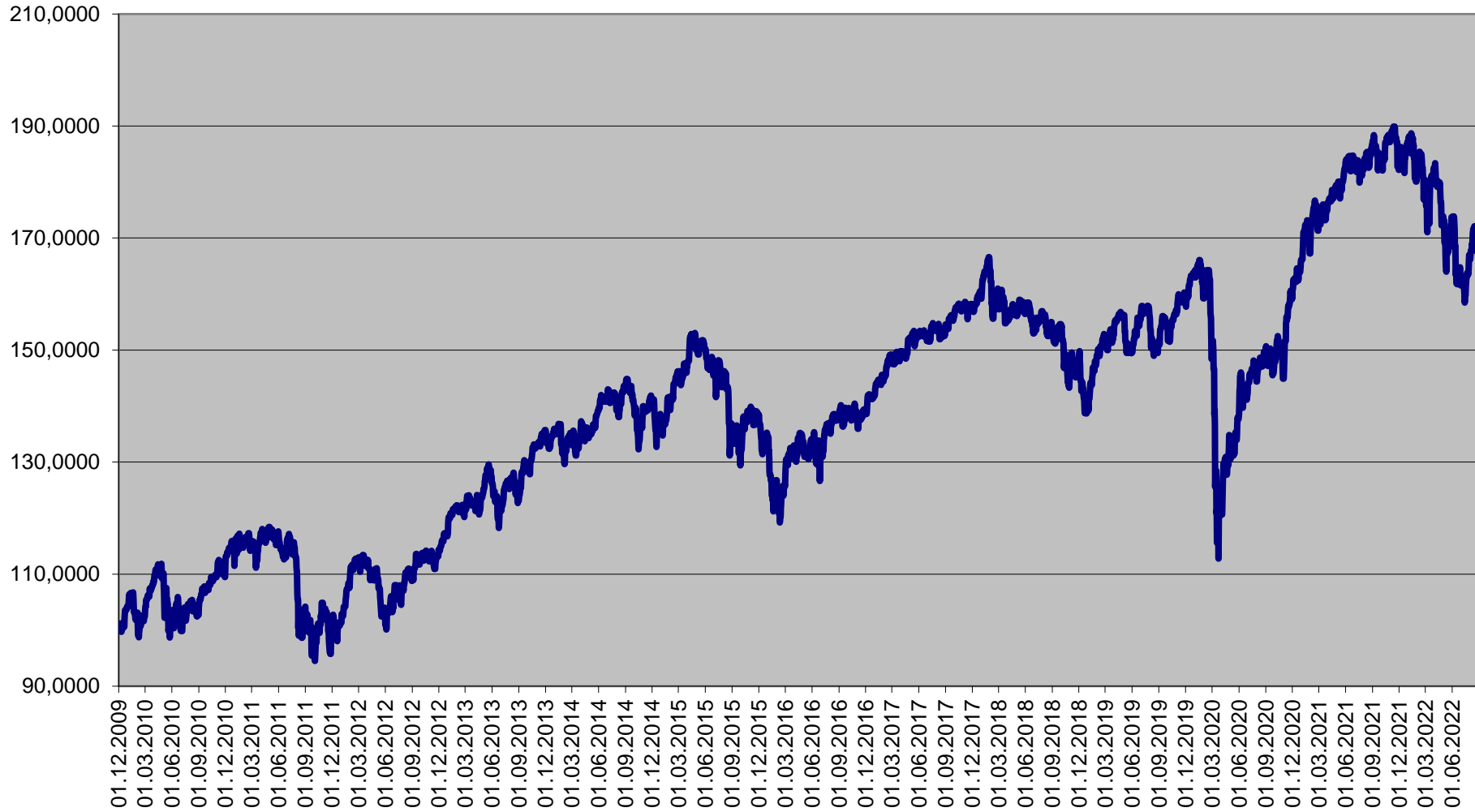


Finanční fond MEAG EuroRent

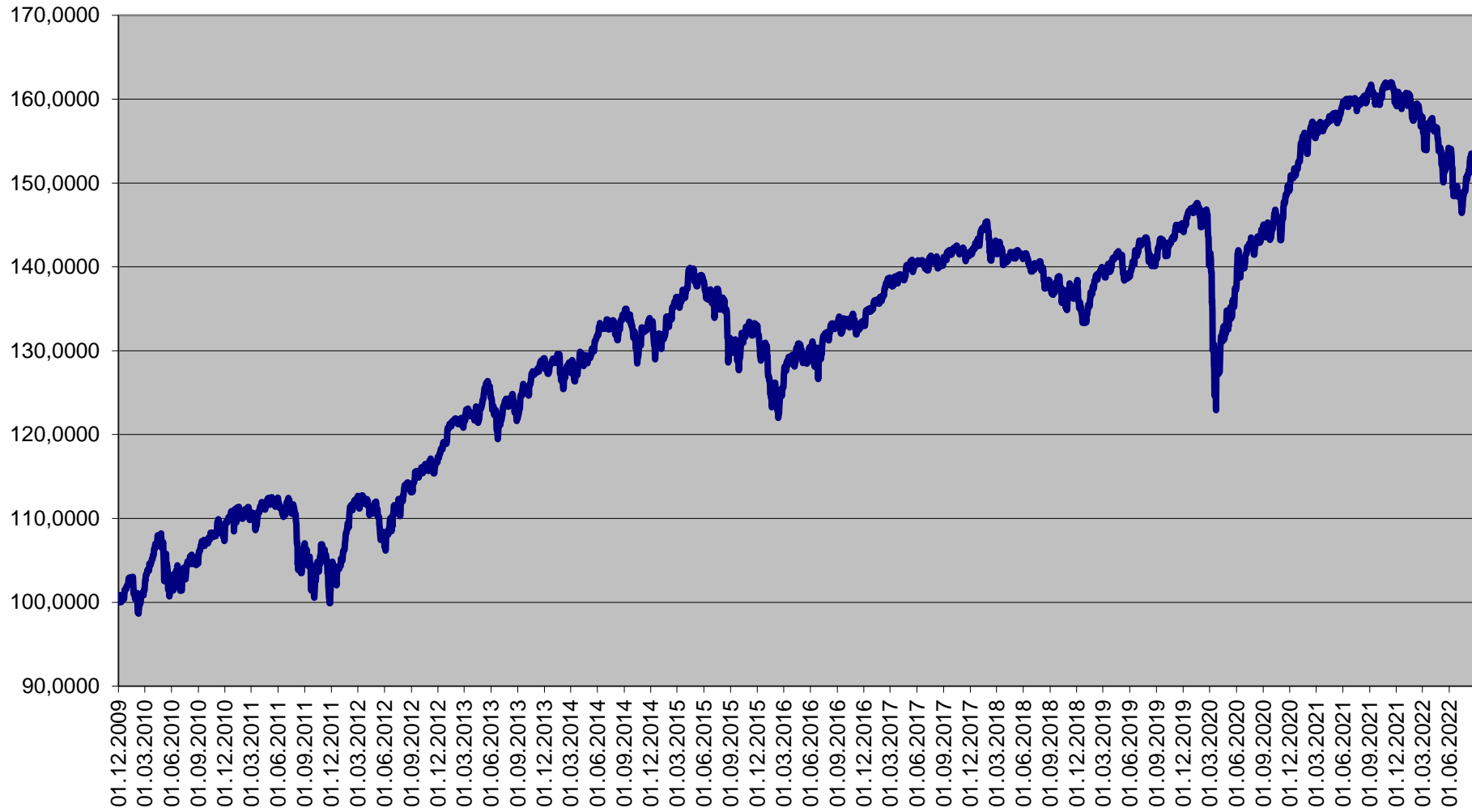




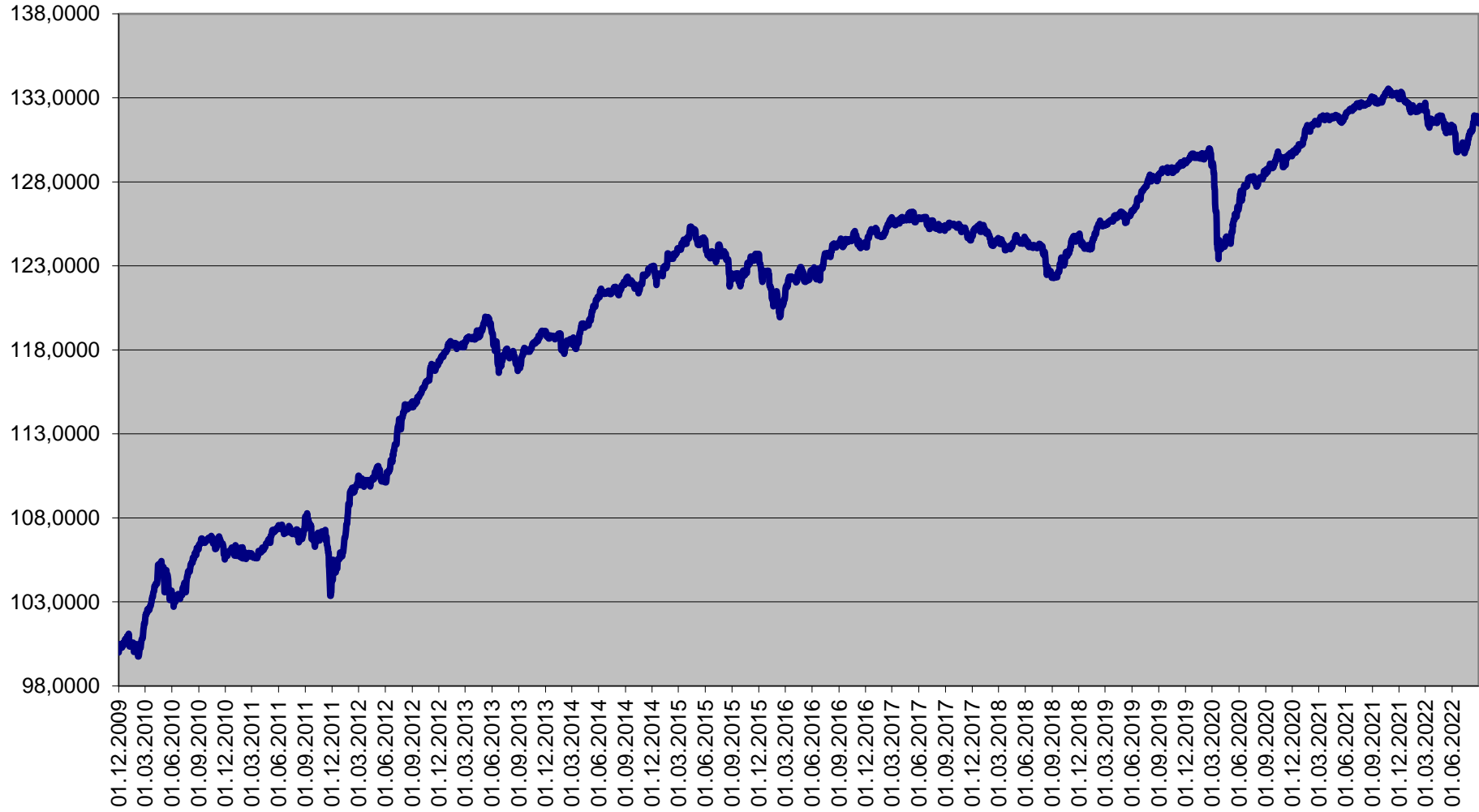
Dynamická strategie

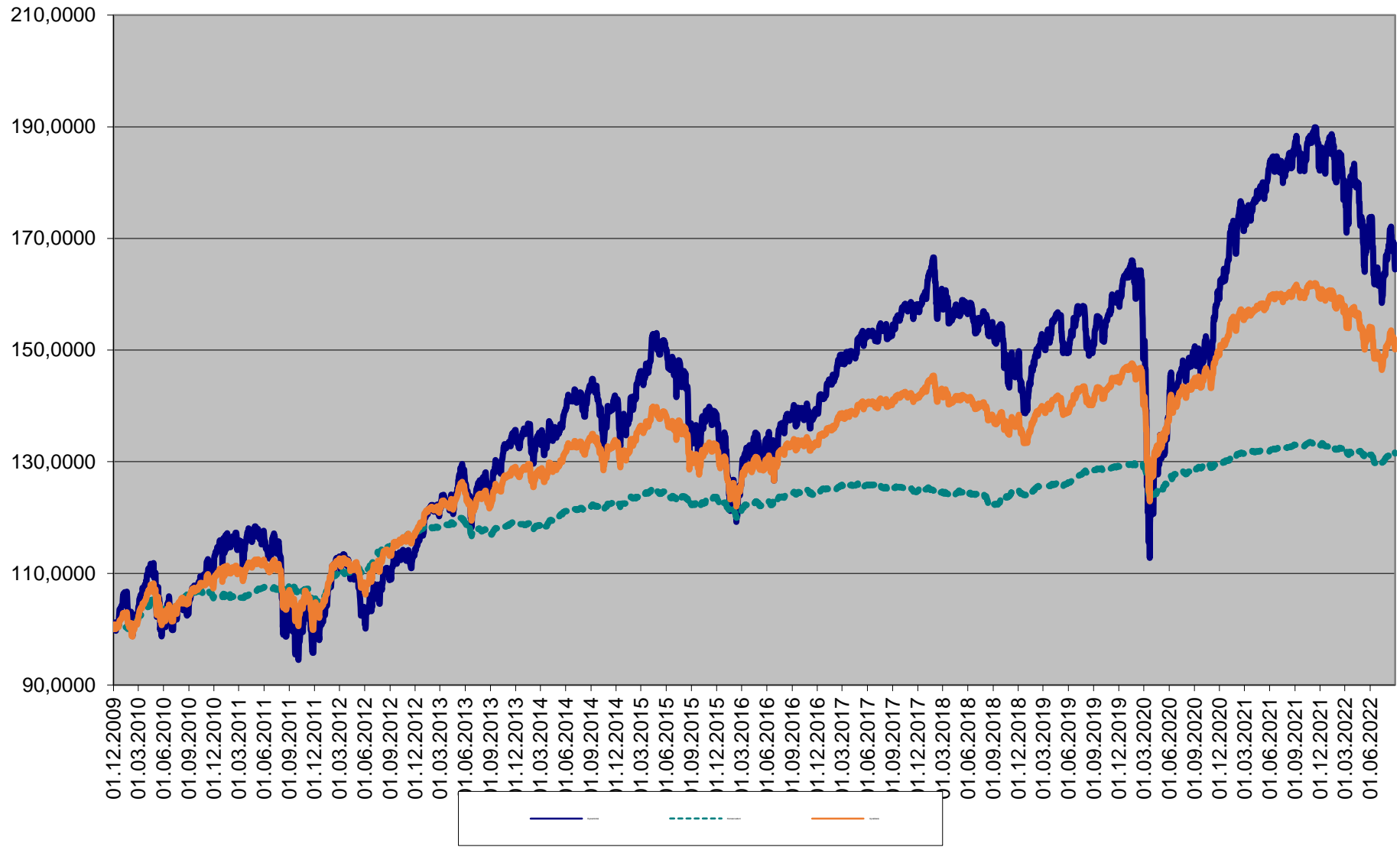


Vyvážená strategie

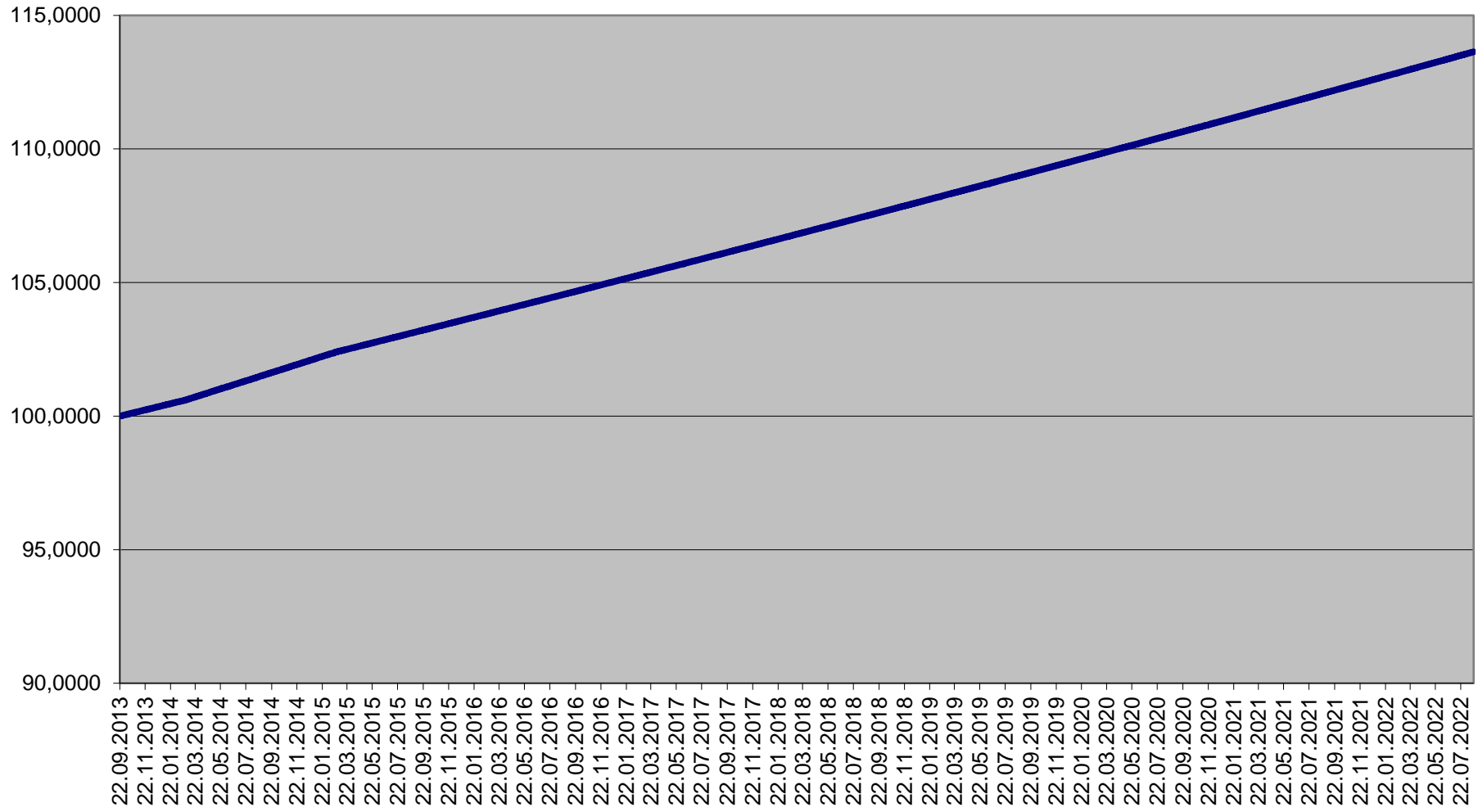


Konzervativní strategie

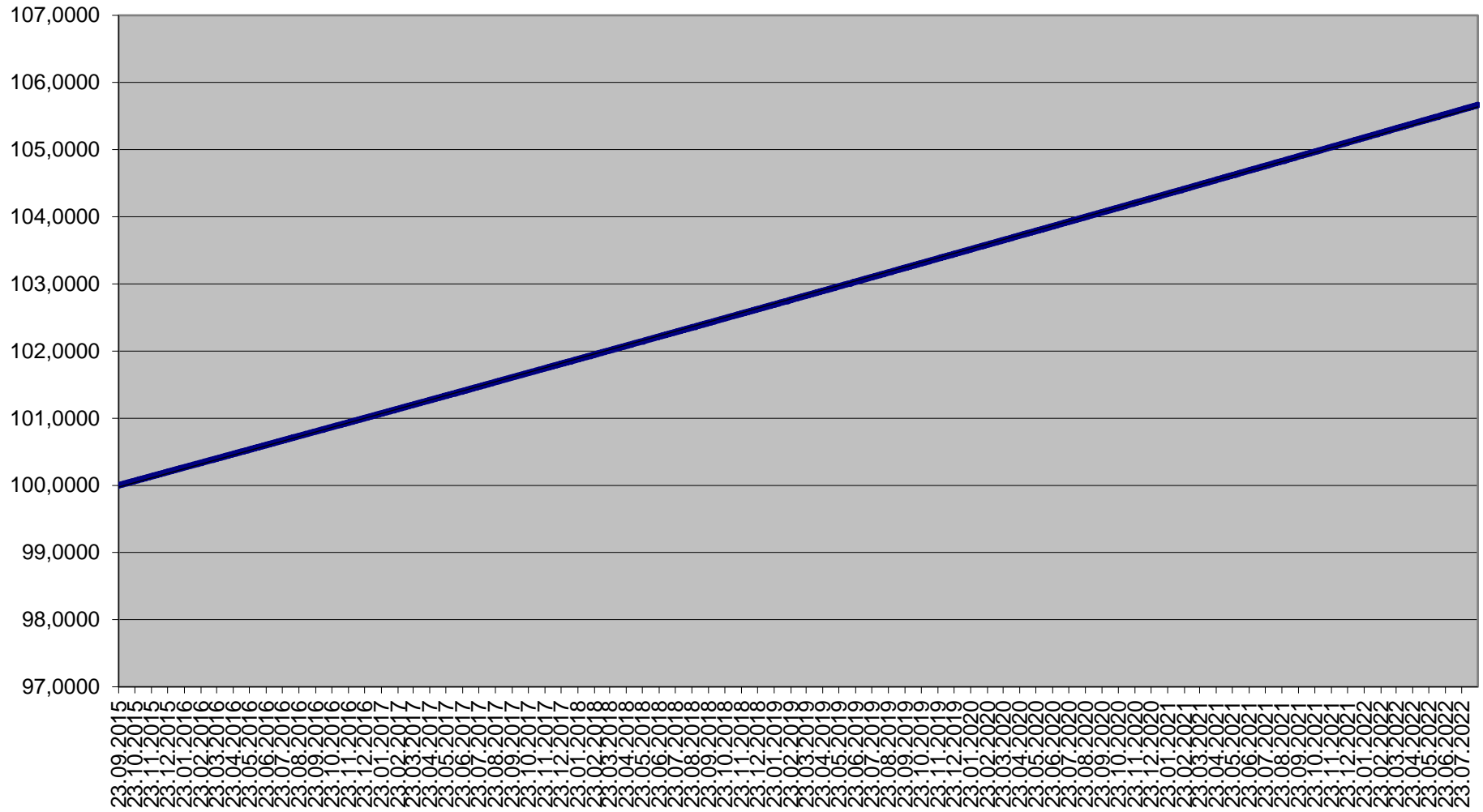




Garantovaný fond



Garantovaný fond 2015



Garantovaný fond 2016

