

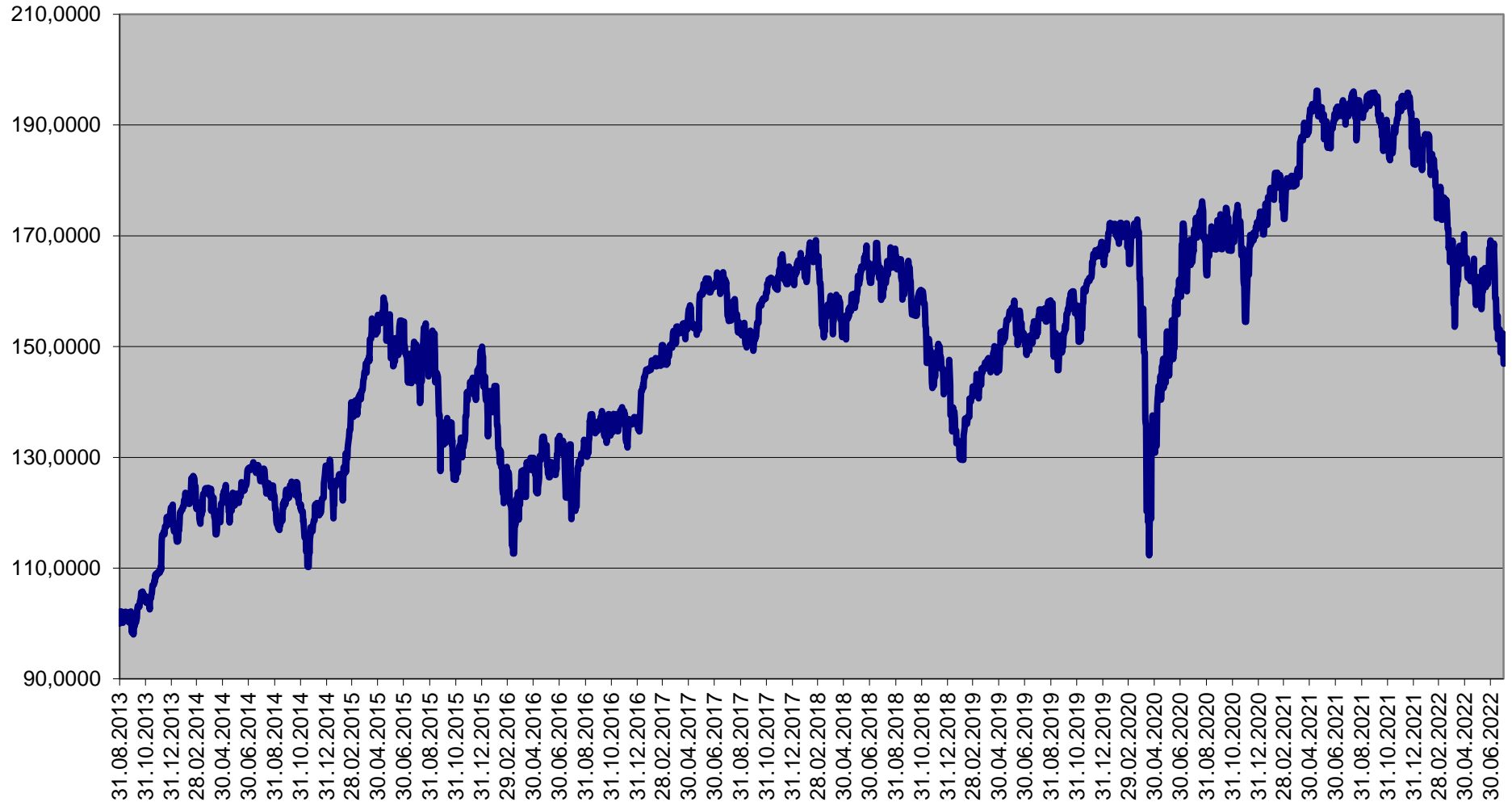
Ceny podílových jednotek
Investiční životní pojištění

Datum	Fond			Strategie		
	MEAG EuroBalance	MEAG EuroRent	MEAG Proinvest	Dynamická (Conseq)	Vyvážená (Conseq)	Konzervativní (Conseq)
29.07.2022	166,9581	130,7861	150,6422	138,5181	102,0394	154,2443
28.07.2022	166,0127	130,7739	150,1893	137,2360	102,0186	151,9090
27.07.2022	164,5447	130,5778	149,4755	135,7199	101,1695	150,2833
26.07.2022	163,4239	130,5442	148,9717	134,3905	101,3656	149,1652
25.07.2022	163,8413	130,3834	149,1580	134,5853	100,6069	150,1000
22.07.2022	163,7800	130,2285	148,9646	134,2627	100,3285	150,3939
21.07.2022	163,5381	130,0736	148,7885	134,3213	99,2351	150,7265
20.07.2022	162,9202	130,0011	148,4787	133,4744	99,0502	151,0064
19.07.2022	162,5768	129,9796	148,3891	133,3473	99,0234	151,4423
18.07.2022	161,2035	129,9700	147,7719	131,7818	99,1672	147,2139
15.07.2022	159,7228	129,8921	147,1108	131,9571	99,7157	146,3766
14.07.2022	158,4573	129,7113	146,4280	129,5721	98,8549	141,6258
13.07.2022	159,8618	129,7091	146,9924	130,3534	99,0460	144,4166
12.07.2022	160,4587	129,9284	147,3716	131,7486	99,9578	147,2918
11.07.2022	161,3518	130,0209	147,8647	131,7058	99,4184	146,7101
08.07.2022	162,9898	130,1598	148,6673	132,4484	99,0879	149,2336
07.07.2022	162,9068	130,3459	148,8464	133,1120	99,7116	147,8614
06.07.2022	162,0223	130,0635	148,6116	131,4447	98,9870	146,4586
05.07.2022	162,0223	130,0635	148,6116	131,4447	98,9870	146,4586
04.07.2022	162,0223	130,0635	148,6116	131,4447	98,9870	146,4586
01.07.2022	161,5250	130,0849	148,4151	131,7889	99,6840	147,1460
30.06.2022	161,7919	129,9626	148,3819	131,2484	98,7846	146,8888
31.05.2022	138,4073	101,2118	166,8644	173,2033	131,2747	153,8640
29.04.2022	137,9866	102,1573	162,5498	173,8547	131,6864	154,2119
31.03.2022	142,8708	104,2575	165,2885	179,6136	131,5563	156,4751
28.02.2022	144,6947	108,4101	169,1285	180,4228	132,5572	157,9114
31.01.2022	145,6916	108,6888	177,2662	181,8917	132,1884	157,9199
31.12.2021	154,7436	112,3233	186,6874	187,1589	132,6706	160,4952
30.11.2021	154,3654	116,0415	182,9664	182,1798	132,9439	159,3521
29.10.2021	157,3425	116,2095	192,9417	187,1338	133,4100	161,4257
30.09.2021	150,5643	116,2802	187,7887	182,4943	132,7845	159,5422
31.08.2021	156,5001	117,3559	194,9488	186,5603	133,0214	161,1553
30.07.2021	153,3711	117,6161	191,8672	182,1174	132,5319	159,3808
30.06.2021	150,5548	116,5345	191,5822	183,5068	132,4863	159,7496
31.05.2021	148,4290	116,2717	191,1382	182,4883	131,8389	159,0720
30.04.2021	97,8133	152,4201	113,6296	129,9282	132,1866	149,6326
31.03.2021	98,2872	152,1373	113,6253	129,9484	132,4289	149,6634
26.02.2021	98,7446	151,2046	113,6123	129,9559	132,5284	149,3803
29.01.2021	98,7446	151,2046	113,6123	129,9559	132,5284	149,3803
31.12.2020	98,7446	151,2046	113,6123	129,9559	132,5284	149,3803
30.11.2020	98,8975	148,9297	113,6080	129,8673	130,8891	148,4960
30.10.2020	97,7175	151,6034	113,6036	129,8653	130,5322	148,6843
30.09.2020	97,0417	153,0822	113,5993	129,8214	130,8498	149,1843
31.08.2020	97,3445	152,7647	113,5950	129,7649	130,0760	148,5882

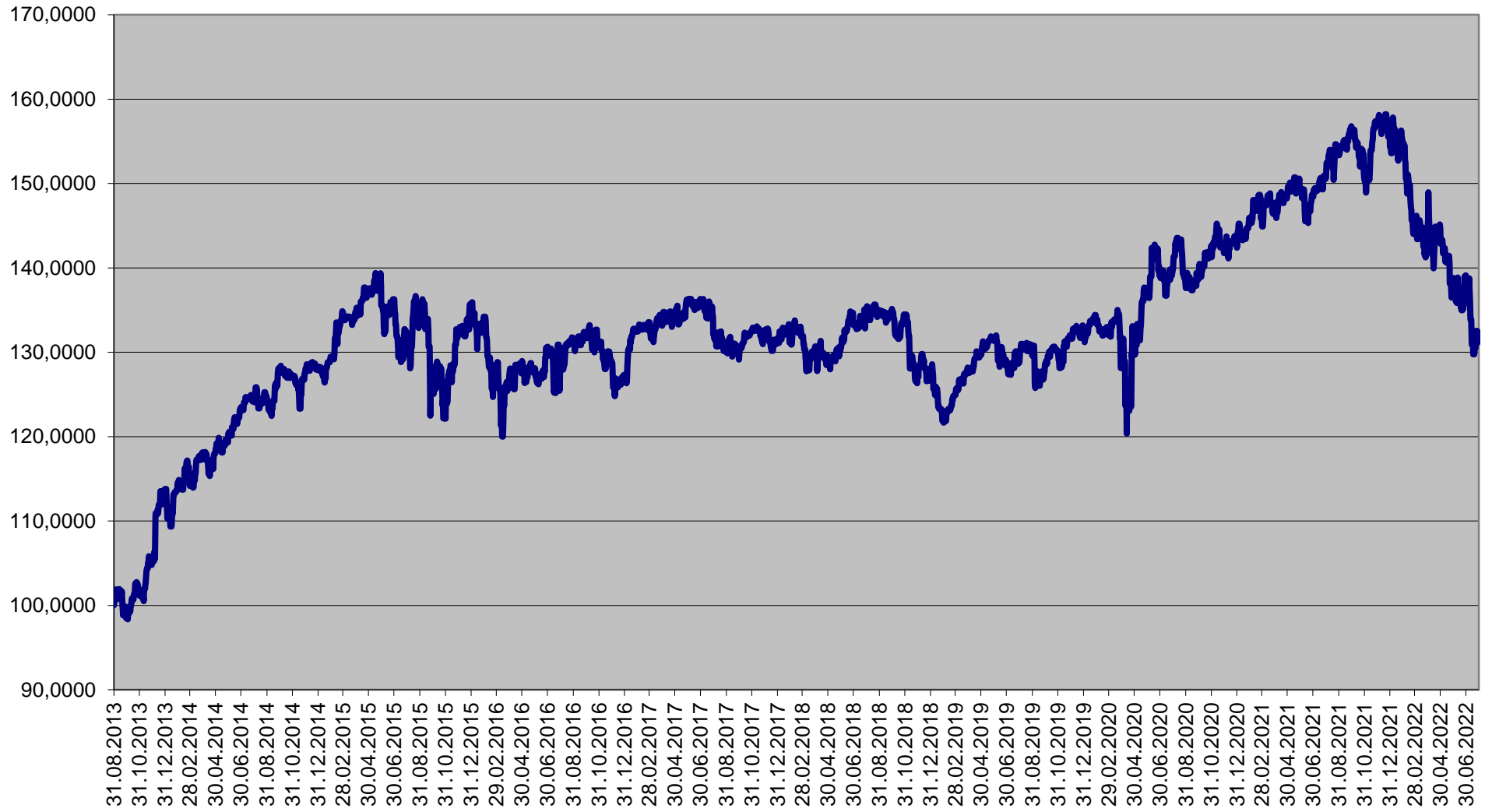
Ceny podílových jednotek
Investiční životní pojištění

Datum	Garantovaný	Garantovaný 2015	Garantovaný 2016
29.07.2022	113,7637	105,7317	105,2021
28.07.2022	113,7594	105,7293	105,1995
27.07.2022	113,7551	105,7270	105,1970
26.07.2022	113,7507	105,7247	105,1944
25.07.2022	113,7464	105,7224	105,1918
22.07.2022	113,7334	105,7155	105,1841
21.07.2022	113,7291	105,7132	105,1815
20.07.2022	113,7248	105,7109	105,1789
19.07.2022	113,7204	105,7086	105,1763
18.07.2022	113,7161	105,7063	105,1737
15.07.2022	113,7031	105,6994	105,1660
14.07.2022	113,6988	105,6971	105,1634
13.07.2022	113,6945	105,6948	105,1609
12.07.2022	113,6901	105,6925	105,1583
11.07.2022	113,6858	105,6902	105,1557
08.07.2022	113,6728	105,6832	105,1480
07.07.2022	113,6685	105,6809	105,1454
06.07.2022	113,6555	105,6740	105,1376
05.07.2022	113,6555	105,6740	105,1376
04.07.2022	113,6555	105,6740	105,1376
01.07.2022	113,6426	105,6671	105,1299
30.06.2022	113,6382	105,6648	105,1273
31.05.2022	113,5086	105,5957	105,0500
29.04.2022	113,3704	105,5220	104,9676
31.03.2022	113,2454	105,4553	104,8930
28.02.2022	113,1119	105,3840	104,8133
31.01.2022	112,9914	105,3197	104,7413
31.12.2021	112,8569	105,2478	104,6609
30.11.2021	112,7239	105,1767	104,5814
29.10.2021	112,5867	105,1033	104,4994
30.09.2021	112,4626	105,0369	104,4251
31.08.2021	112,3344	104,9682	104,3484
30.07.2021	112,1977	104,8950	104,2666
30.06.2021	112,0697	104,8264	104,1899
31.05.2021	111,9419	104,7579	104,1133
30.04.2021	111,8100	104,6871	104,0342
31.03.2021	111,6825	104,6187	103,9577
26.02.2021	111,5403	104,5423	103,8724
29.01.2021	111,4217	104,4786	103,8012
31.12.2020	111,2990	104,4127	103,7276
30.11.2020	111,1680	104,3422	103,6489
30.10.2020	111,0372	104,2718	103,5703
30.09.2020	110,9107	104,2037	103,4942
31.08.2020	110,7844	104,1357	103,4183

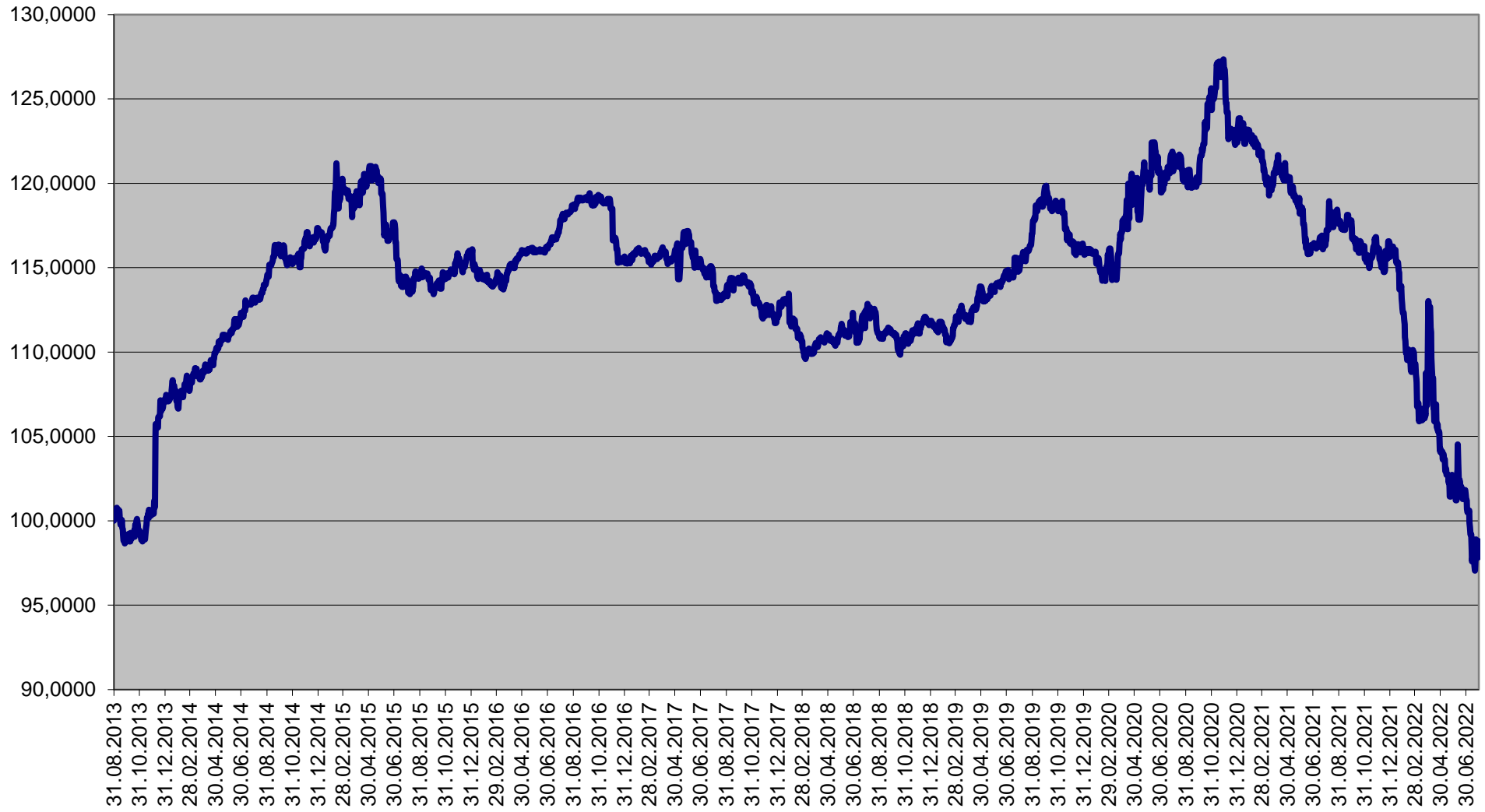
Finanční fond MEAG ProInvest


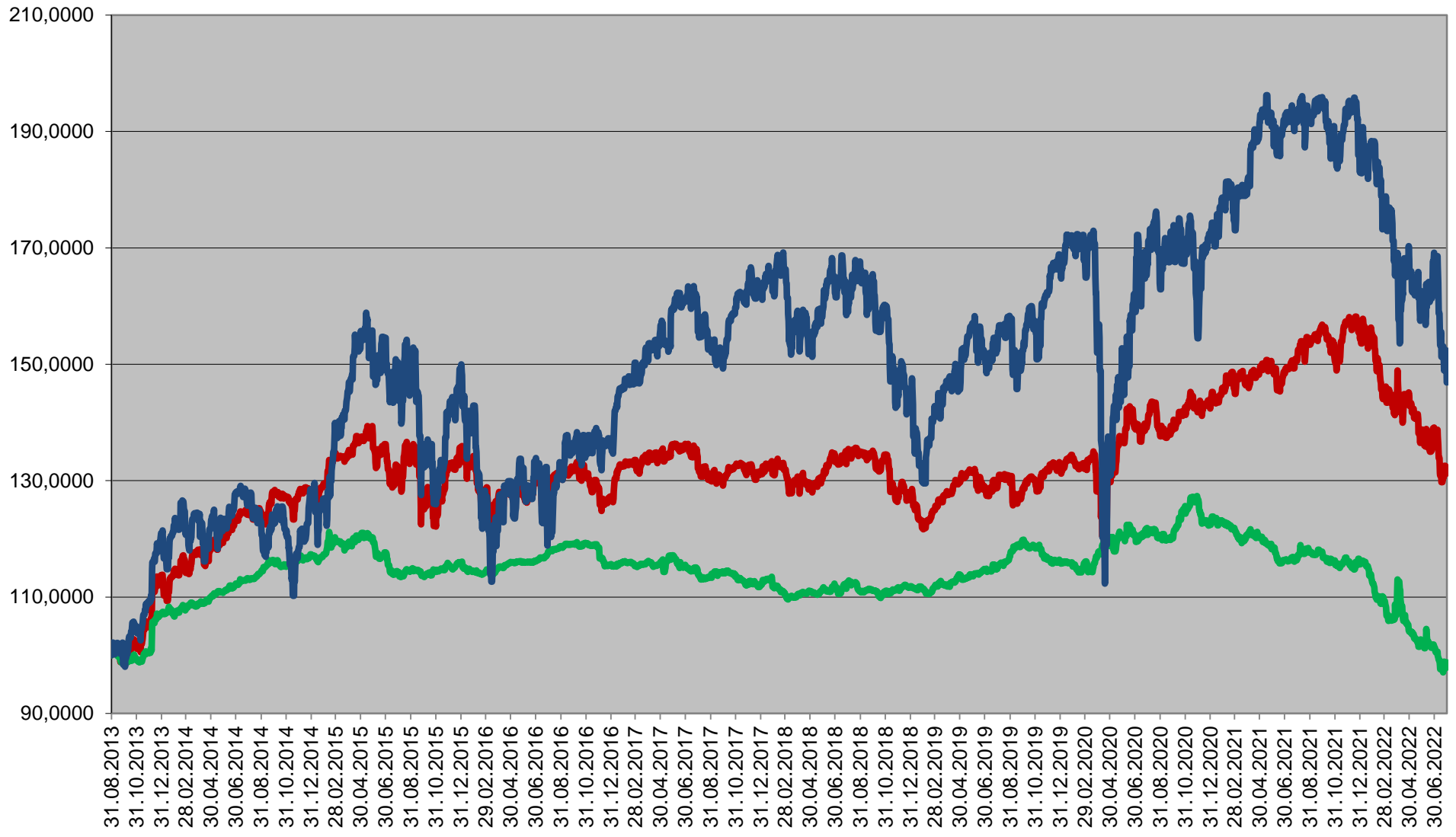


Finanční fond MEAG EuroBalance

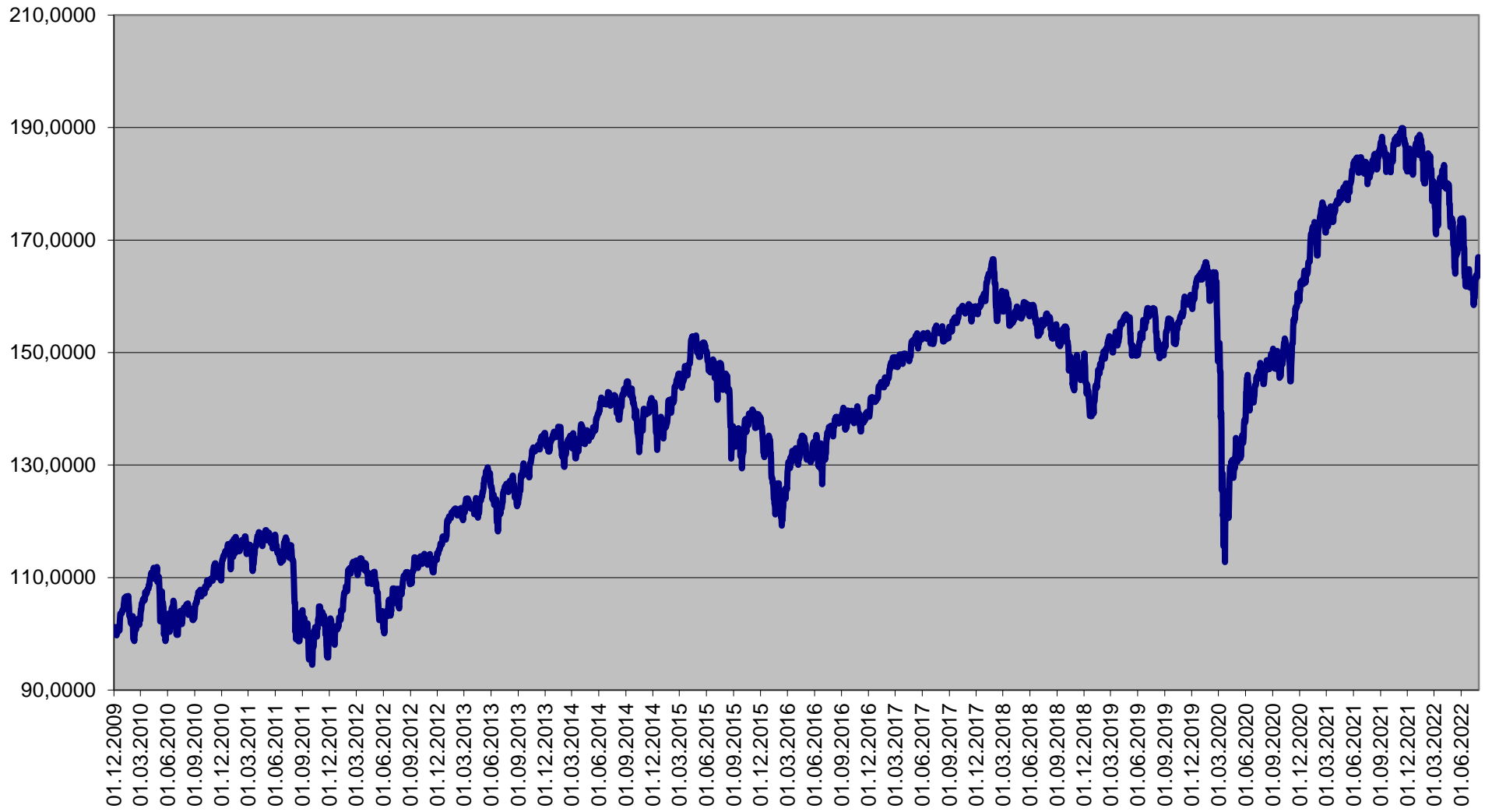


Finanční fond MEAG EuroRent

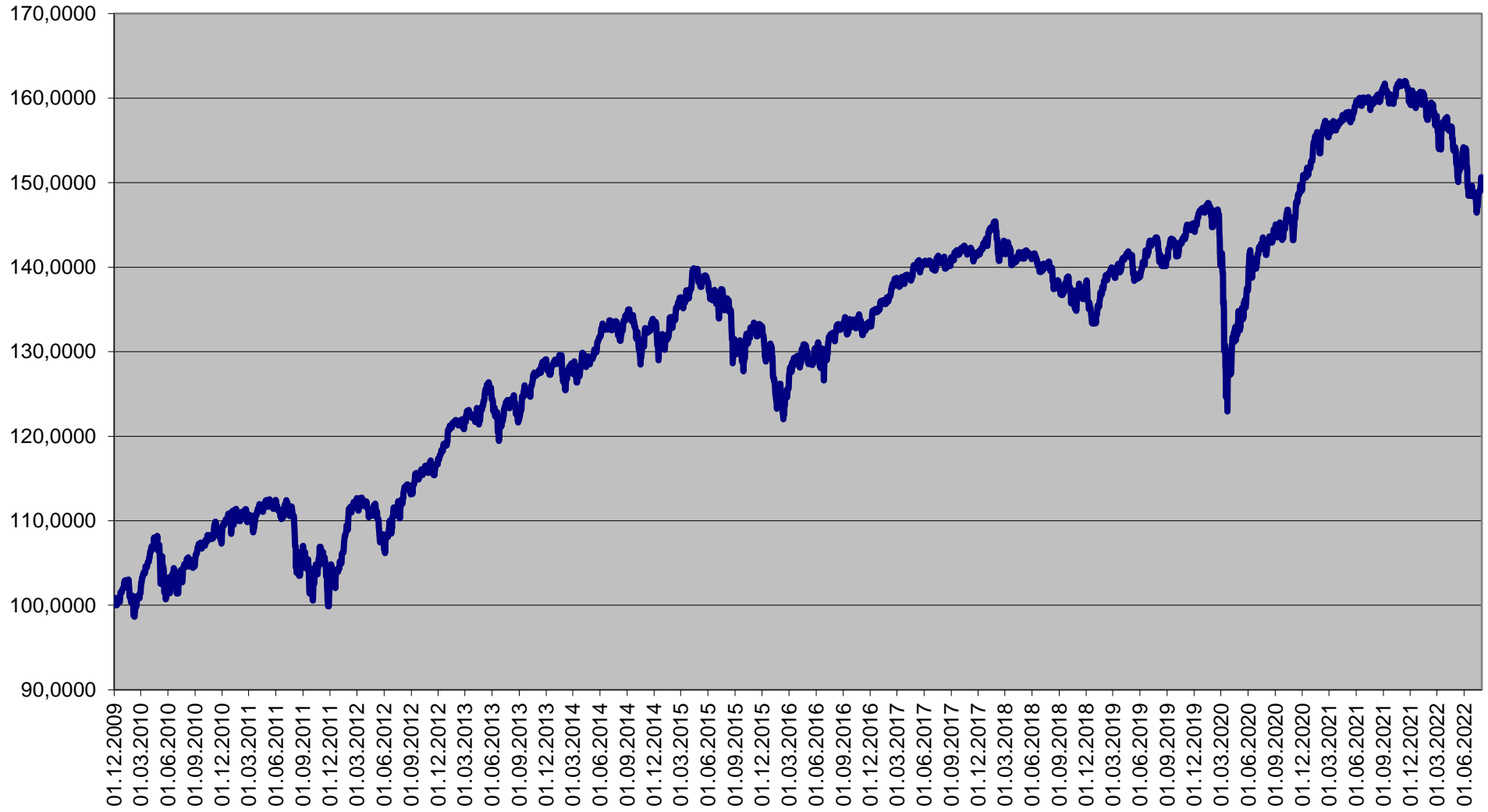




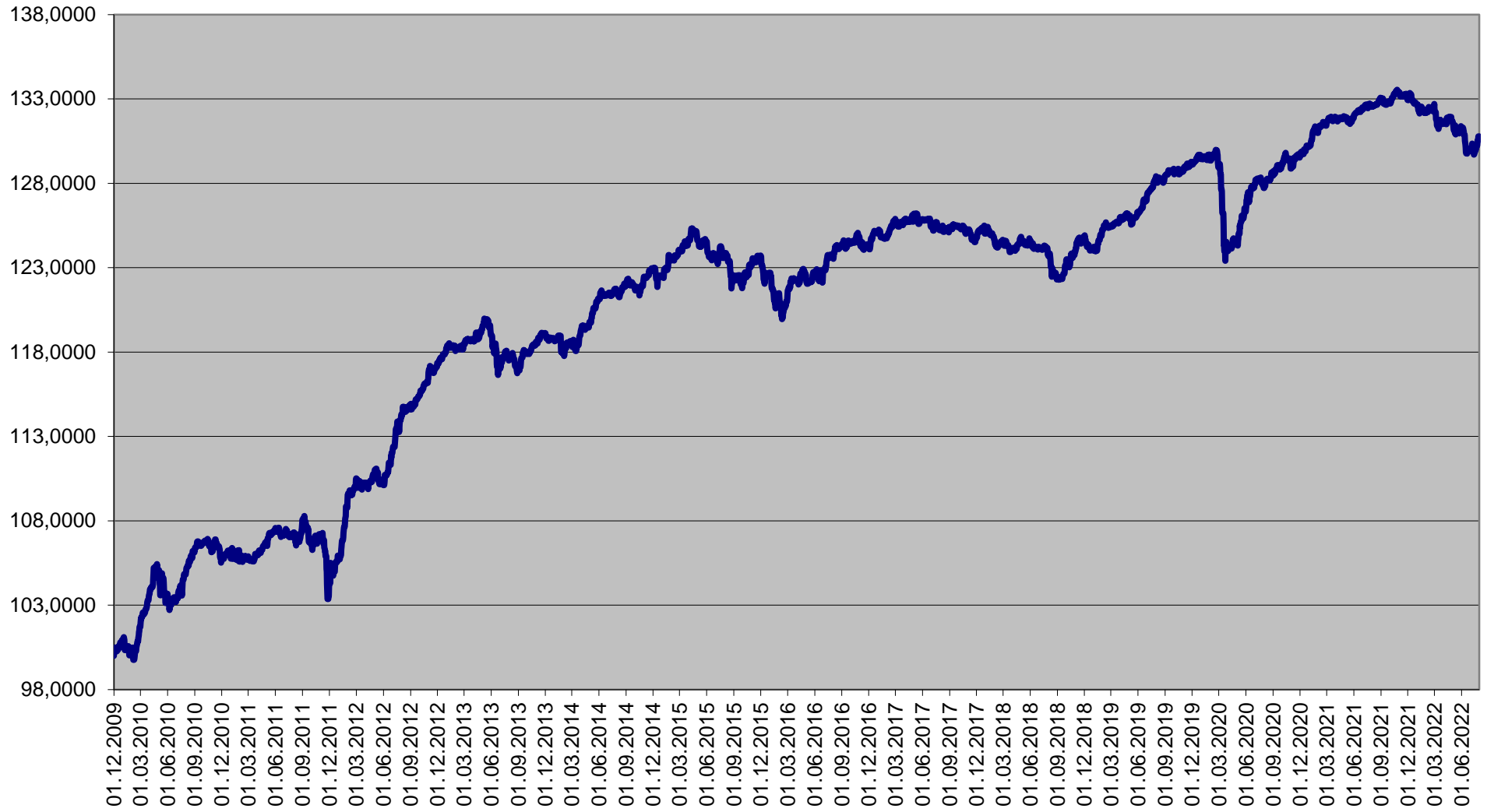
Dynamická strategie

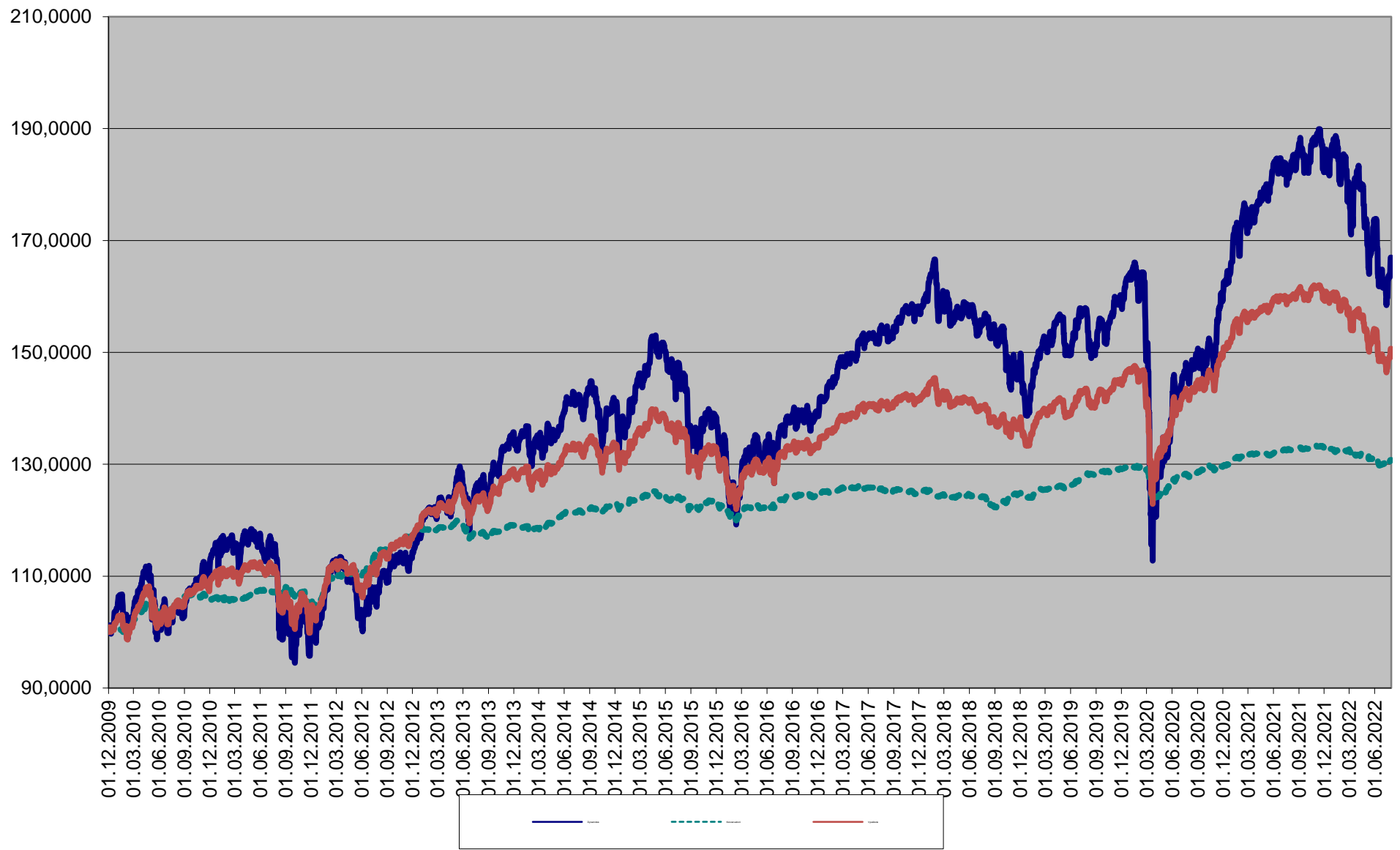


Vyvážená strategie

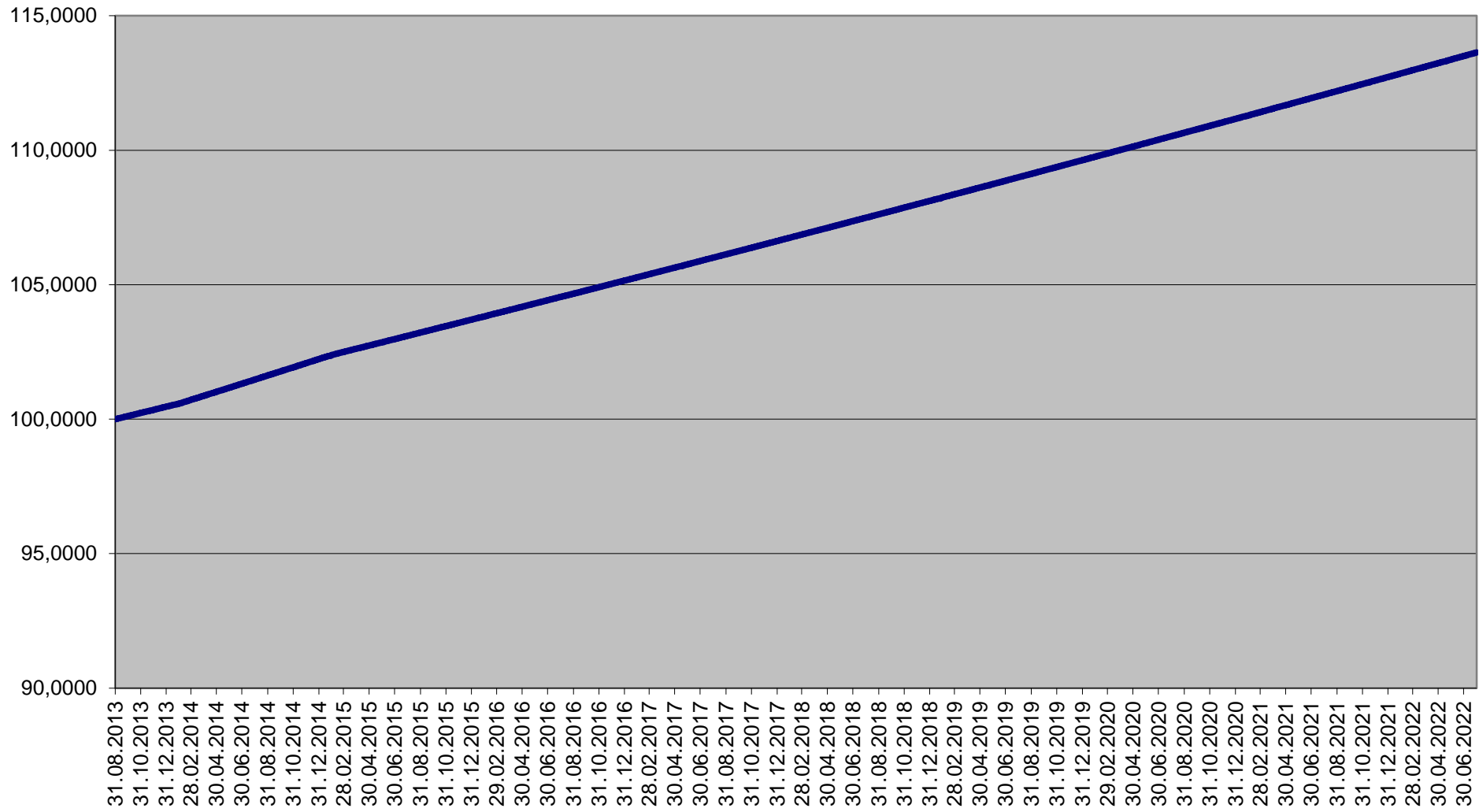


Konzervativní strategie

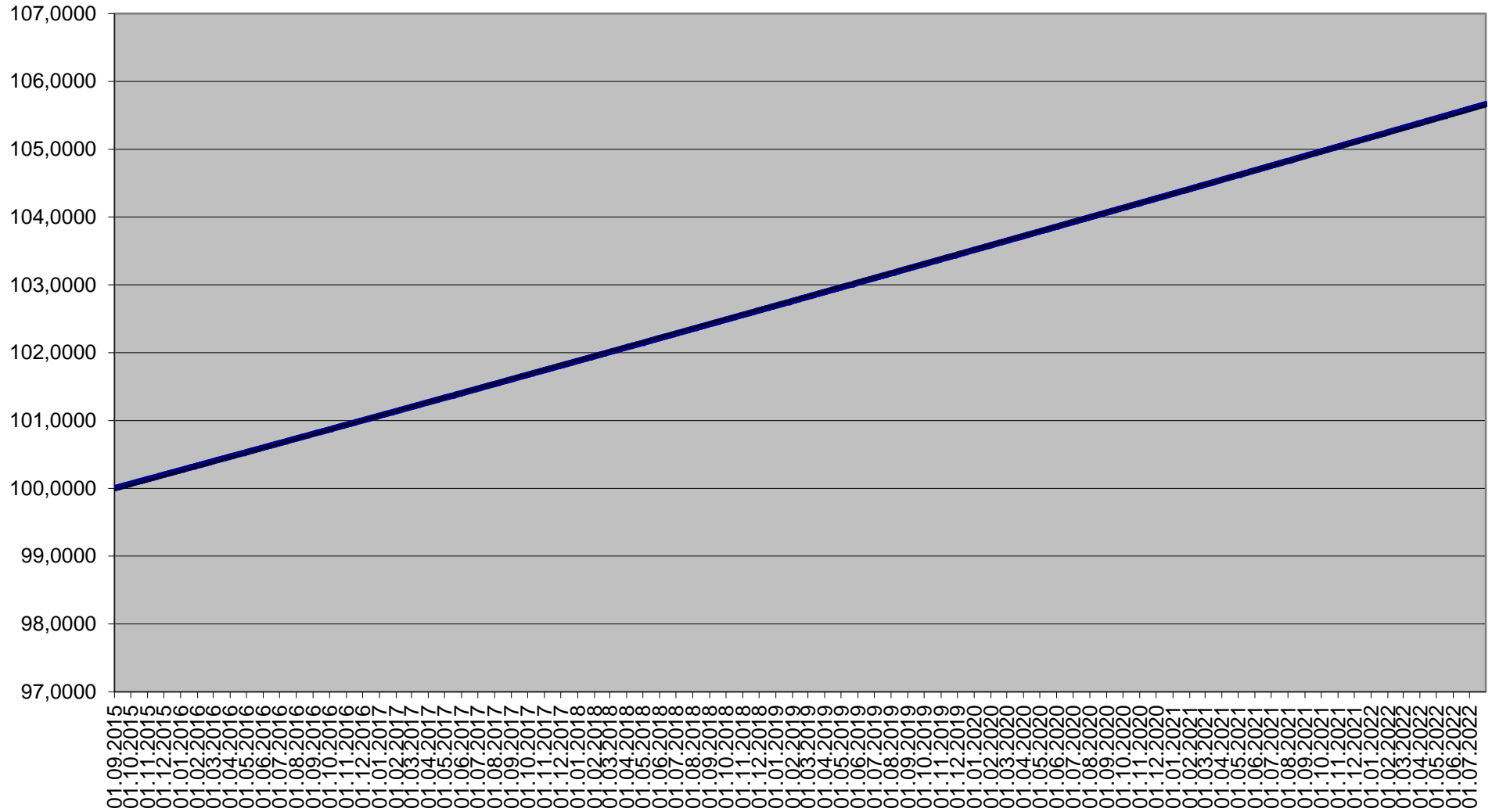




Garantovaný fond



Garantovaný fond 2015



Garantovaný fond 2016

