

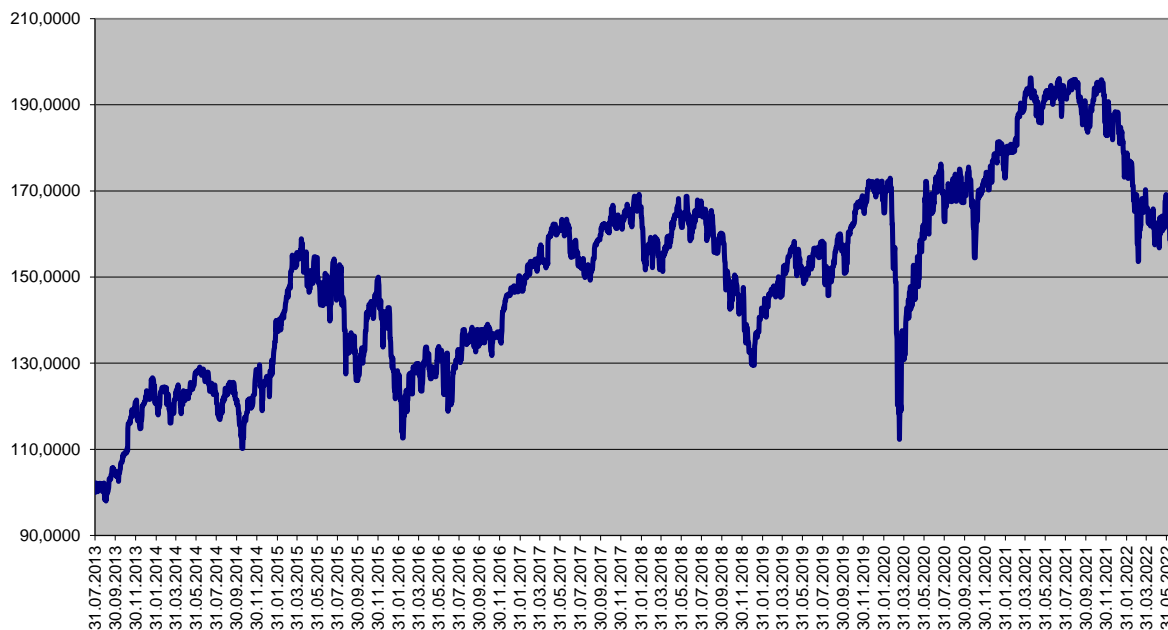
Ceny podílových jednotek
Investiční životní pojištění

Datum	MEAG EuroBalance	Fond MEAG EuroRent	MEAG Proinvest	Dynamická (Conseq)	Strategie Vyvážená (Conseq)	Konzervativní (Conseq)
30.06.2022	161,7919	129,9626	148,3819	131,2484	98,7846	146,8888
29.06.2022	163,5133	129,9800	149,1530	132,0970	98,3103	149,6476
28.06.2022	164,8075	129,9282	149,6326	132,1866	97,8133	152,4201
27.06.2022	164,7567	129,9484	149,6634	132,4289	98,2872	152,1373
24.06.2022	164,0372	129,9559	149,3803	132,5284	98,7446	151,2046
23.06.2022	161,7758	129,8673	148,4960	130,8891	98,8975	148,9297
22.06.2022	162,2139	129,8653	148,6843	130,5322	97,7175	151,6034
21.06.2022	163,5767	129,8214	149,1843	130,8498	97,0417	153,0822
20.06.2022	162,1253	129,7649	148,5882	130,0760	97,3445	152,7647
17.06.2022	161,7852	129,7752	148,4371	129,7534	97,7184	151,2671
16.06.2022	161,8909	129,8504	148,4457	132,1999	97,9495	155,5366
15.06.2022	164,3377	130,1313	149,5493	131,9862	97,7912	155,2851
14.06.2022	163,3311	130,3079	149,3490	130,8815	97,5886	153,2642
13.06.2022	164,1130	130,5080	149,7953	131,2301	98,2539	154,6735
10.06.2022	168,5921	130,8661	151,7880	133,8868	99,1922	158,7160
09.06.2022	171,5162	130,9398	153,0214	136,1584	99,6042	164,0291
08.06.2022	173,5347	131,0876	153,8461	137,5799	99,8897	166,7630
07.06.2022	173,8796	131,2370	154,0601	138,7678	100,6067	168,5967
06.06.2022	173,6419	131,2968	154,0466	137,8104	100,5414	167,4547
03.06.2022	173,0501	131,2424	153,8027	137,7547	100,5007	167,3869
02.06.2022	173,8192	131,2630	154,0782	138,5194	100,6984	167,8121
01.06.2022	172,4860	131,2252	153,5802	138,0018	101,2095	166,4728
31.05.2022	138,4073	101,2118	166,8644	173,2033	131,2747	153,8640
29.04.2022	137,9866	102,1573	162,5498	173,8547	131,6864	154,2119
31.03.2022	142,8708	104,2575	165,2885	179,6136	131,5563	156,4751
28.02.2022	144,6947	108,4101	169,1285	180,4228	132,5572	157,9114
31.01.2022	145,6916	108,6888	177,2662	181,8917	132,1884	157,9199
31.12.2021	154,7436	112,3233	186,6874	187,1589	132,6706	160,4952
30.11.2021	154,3654	116,0415	182,9664	182,1798	132,9439	159,3521
29.10.2021	157,3425	116,2095	192,9417	187,1338	133,4100	161,4257
30.09.2021	150,5643	116,2802	187,7887	182,4943	132,7845	159,5422
31.08.2021	156,5001	117,3559	194,9488	186,5603	133,0214	161,1553
30.07.2021	153,3711	117,6161	191,8672	182,1174	132,5319	159,3808
30.06.2021	150,5548	116,5345	191,5822	183,5068	132,4863	159,7496
31.05.2021	148,4290	116,2717	191,1382	182,4883	131,8389	159,0720
30.04.2021	149,4123	118,5629	191,3880	178,2753	157,8687	131,9113
31.03.2021	148,9640	120,4059	191,6009	175,1412	156,6391	131,7957
26.02.2021	146,4084	120,6361	179,1955	171,3250	155,3742	131,4121
29.01.2021	144,9013	121,3190	173,0237	167,2410	153,4692	130,9906
31.12.2020	145,9256	122,7916	177,4764	166,1230	152,5658	130,2046
30.11.2020	142,3996	122,4190	171,5410	159,1027	149,0504	129,5297
30.10.2020	141,7521	126,7341	154,4578	144,8853	143,1900	128,8783
30.09.2020	142,6505	125,6299	171,5091	147,9257	144,5905	129,1663
31.08.2020	139,1588	120,0515	169,4177	148,9464	144,0753	128,4978
31.07.2020	137,6045	120,1600	162,8729	144,3895	141,4587	127,7209

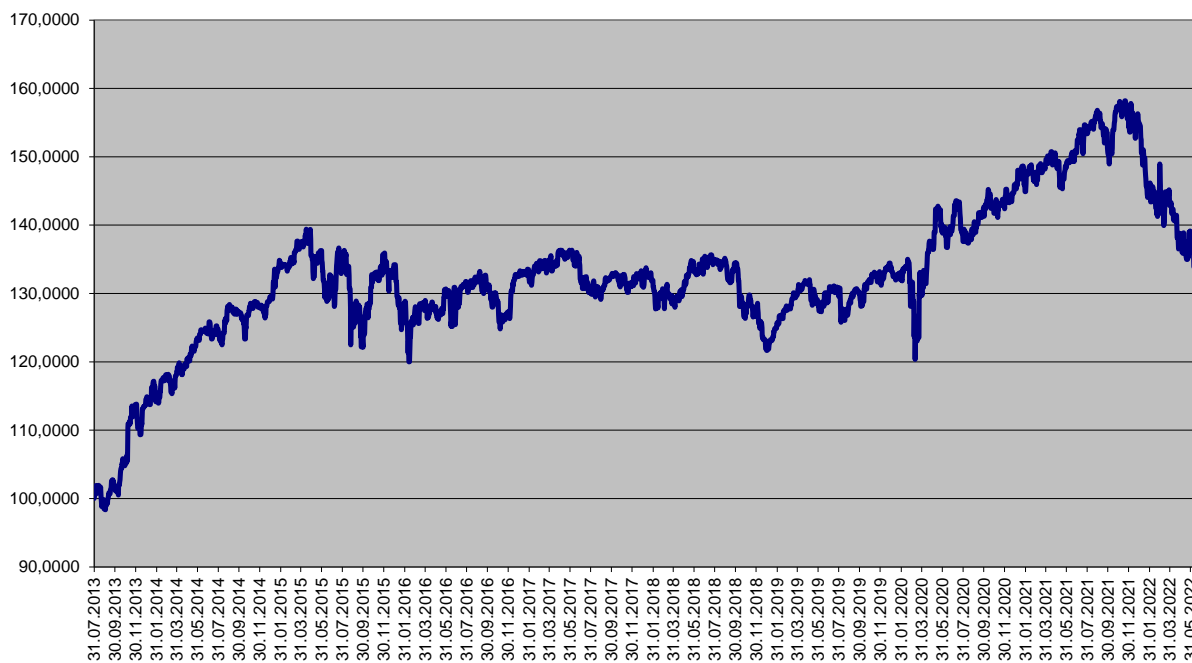
Ceny podílových jednotek
Investiční životní pojištění

Datum	Garantovaný	Garantovaný 2015	Garantovaný 2016
30.06.2022	113,6382	105,6648	105,1273
29.06.2022	113,6339	105,6625	105,1248
28.06.2022	113,6296	105,6602	105,1222
27.06.2022	113,6253	105,6579	105,1196
24.06.2022	113,6123	105,6510	105,1119
23.06.2022	113,6080	105,6487	105,1093
22.06.2022	113,6036	105,6464	105,1067
21.06.2022	113,5993	105,6441	105,1041
20.06.2022	113,5950	105,6418	105,1015
17.06.2022	113,5820	105,6348	105,0938
16.06.2022	113,5777	105,6325	105,0912
15.06.2022	113,5734	105,6302	105,0887
14.06.2022	113,5691	105,6279	105,0861
13.06.2022	113,5647	105,6256	105,0835
10.06.2022	113,5518	105,6187	105,0758
09.06.2022	113,5475	105,6164	105,0732
08.06.2022	113,5431	105,6141	105,0706
07.06.2022	113,5388	105,6118	105,0680
06.06.2022	113,5345	105,6095	105,0655
03.06.2022	113,5215	105,6026	105,0577
02.06.2022	113,5172	105,6003	105,0552
01.06.2022	113,5129	105,5980	105,0526
31.05.2022	113,5086	105,5957	105,0500
29.04.2022	113,3704	105,5220	104,9676
31.03.2022	113,2454	105,4553	104,8930
28.02.2022	113,1119	105,3840	104,8133
31.01.2022	112,9914	105,3197	104,7413
31.12.2021	112,8569	105,2478	104,6609
30.11.2021	112,7239	105,1767	104,5814
29.10.2021	112,5867	105,1033	104,4994
30.09.2021	112,4626	105,0369	104,4251
31.08.2021	112,3344	104,9682	104,3484
30.07.2021	112,1977	104,8950	104,2666
30.06.2021	112,0697	104,8264	104,1899
31.05.2021	111,9419	104,7579	104,1133
30.04.2021	111,8100	104,6871	104,0342
31.03.2021	111,6825	104,6187	103,9577
26.02.2021	111,5403	104,5423	103,8724
29.01.2021	111,4217	104,4786	103,8012
31.12.2020	111,2990	104,4127	103,7276
30.11.2020	111,1680	104,3422	103,6489
30.10.2020	111,0372	104,2718	103,5703
30.09.2020	110,9107	104,2037	103,4942
31.08.2020	110,7844	104,1357	103,4183
31.07.2020	110,6540	104,0655	103,3398

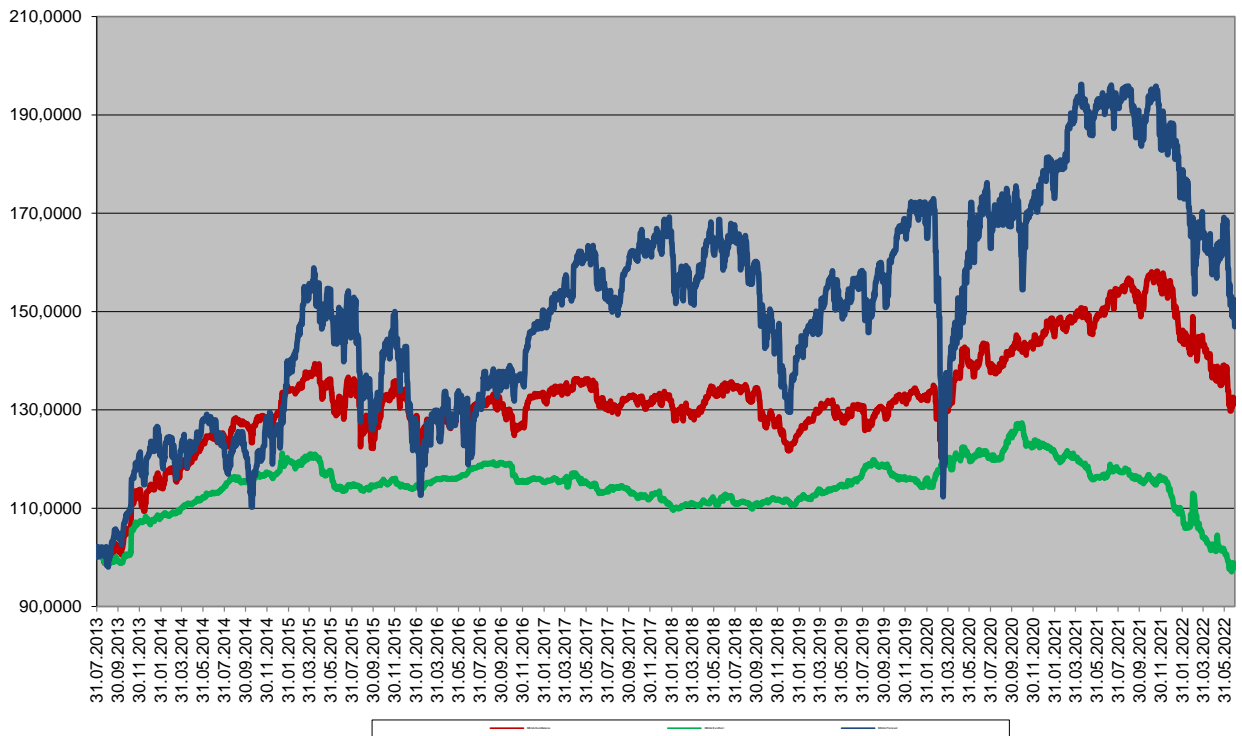
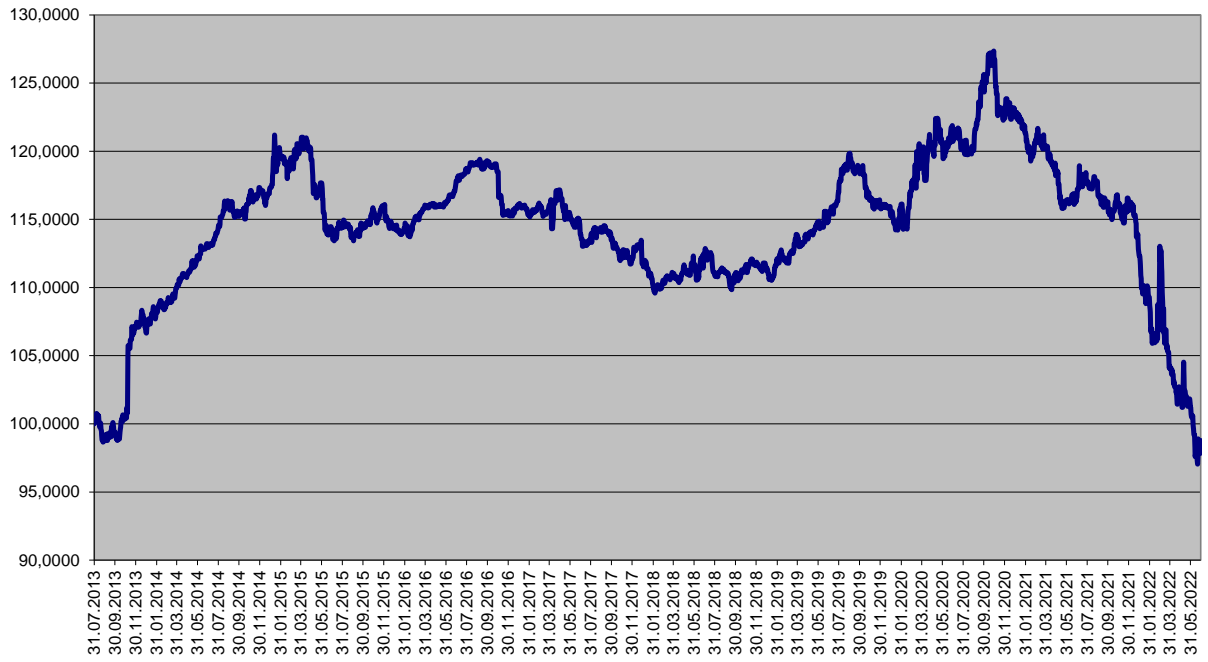
Finanční fond MEAG ProInvest



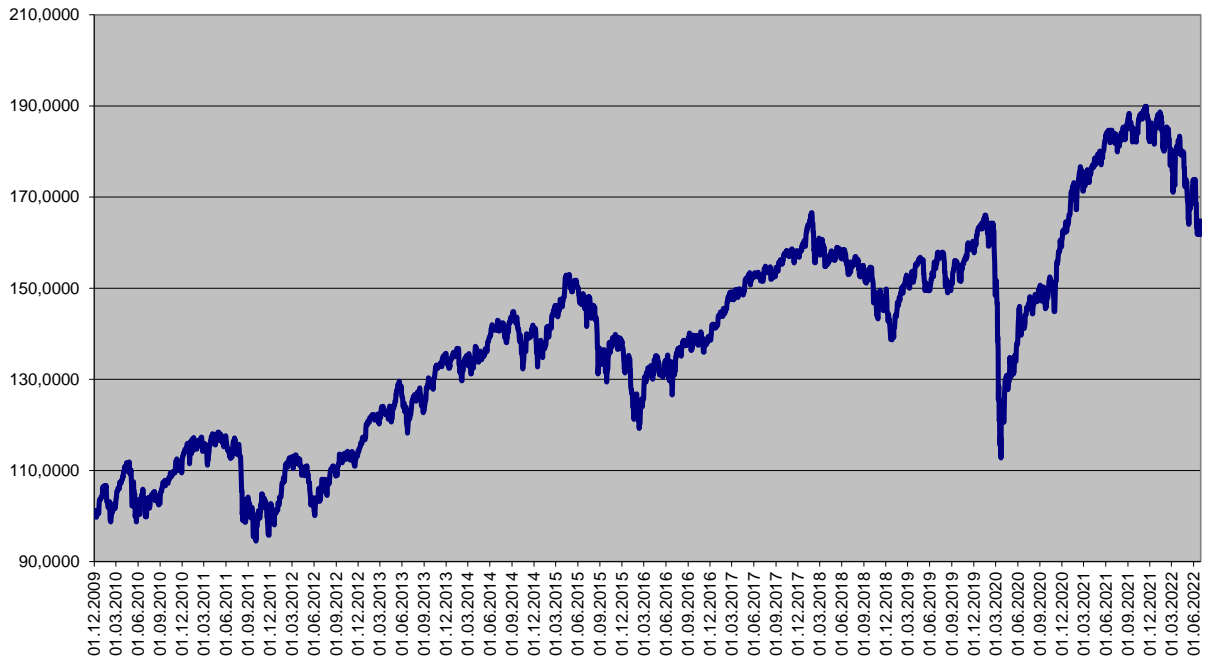
Finanční fond MEAG EuroBalance



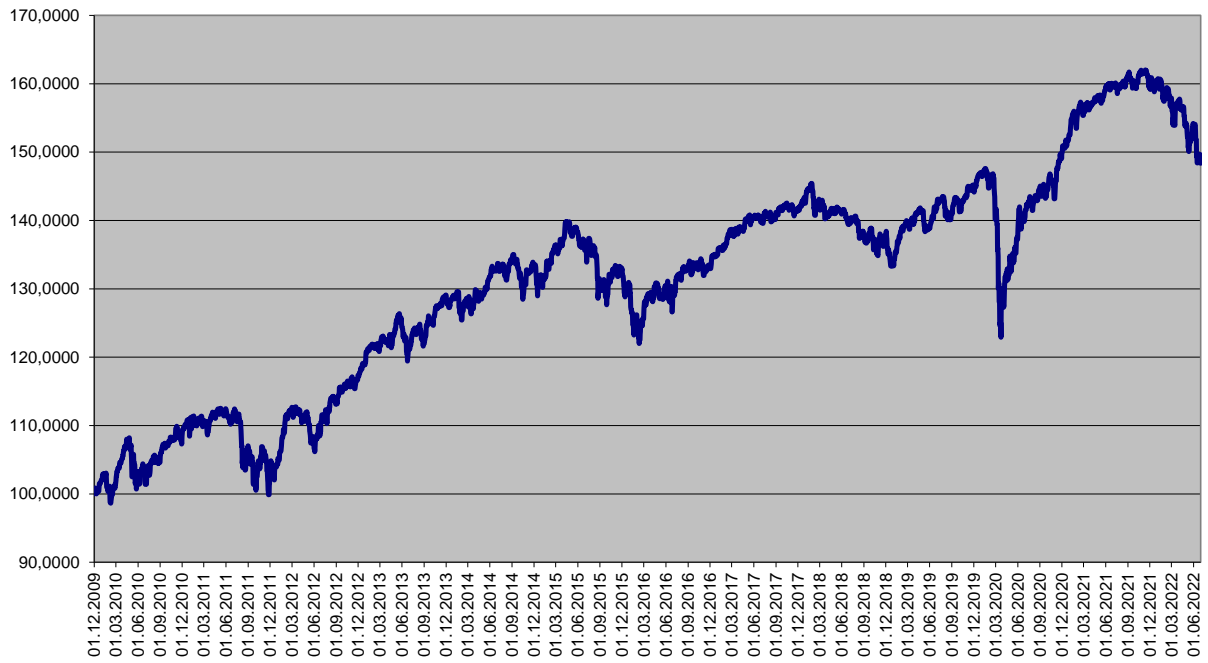
Finanční fond MEAG EuroRent



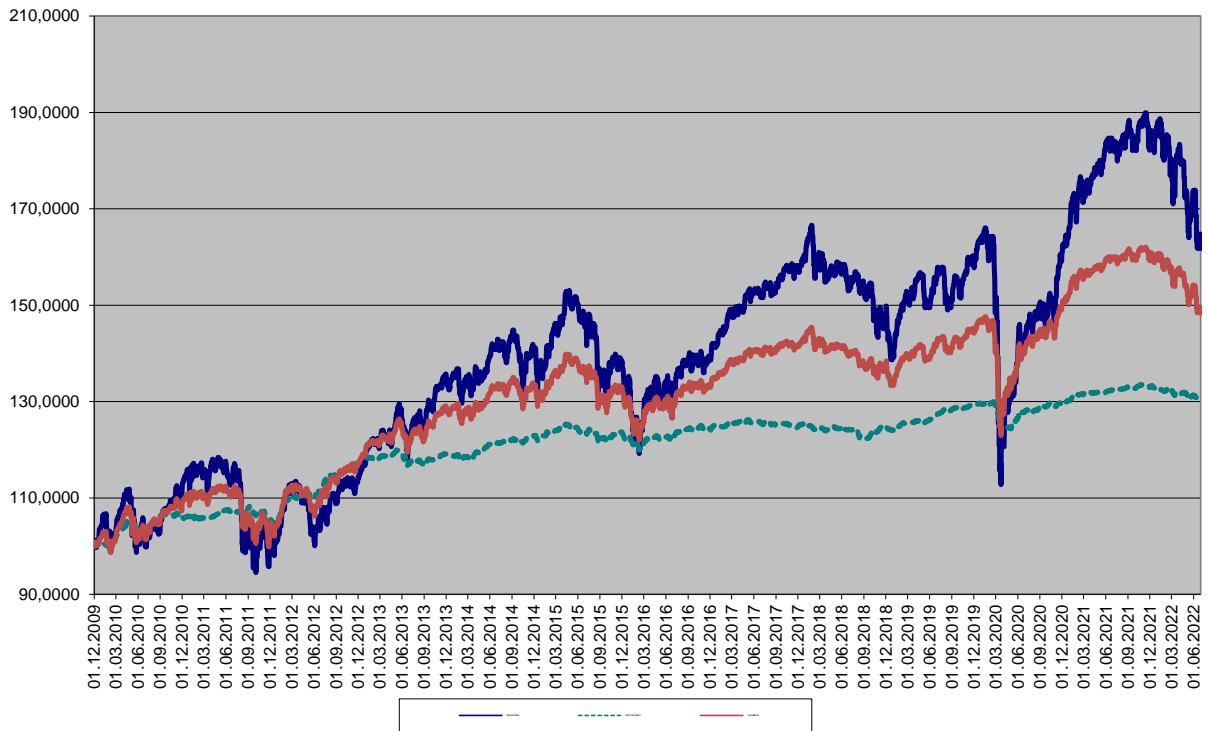
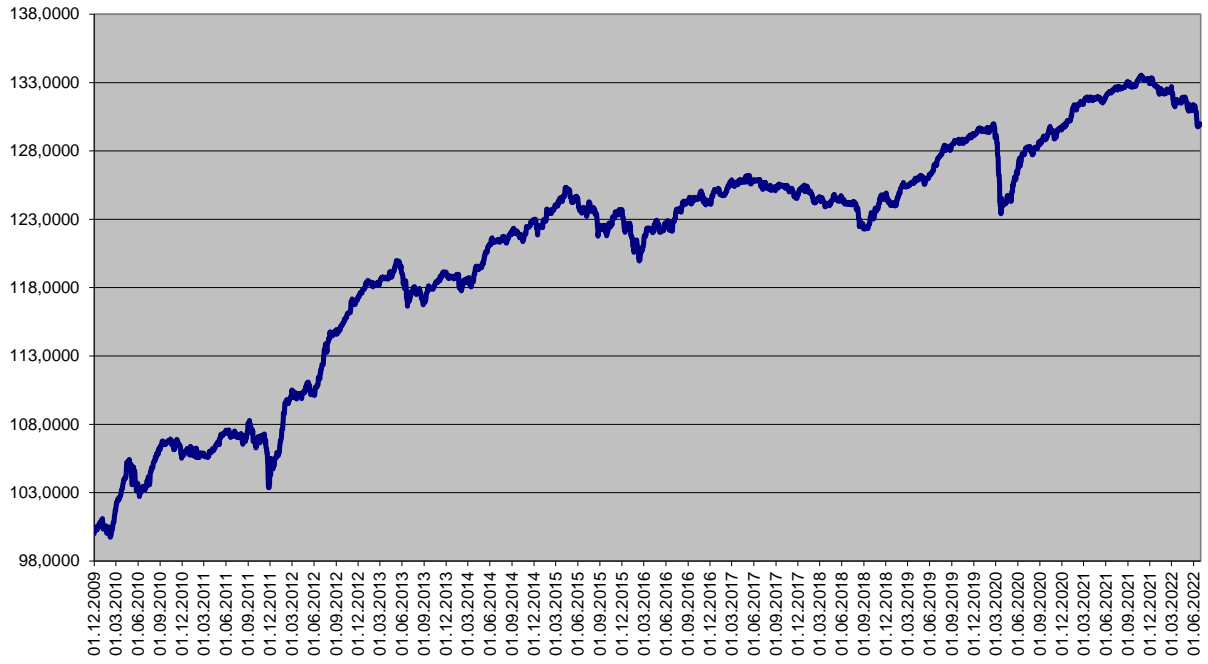
Dynamická strategie



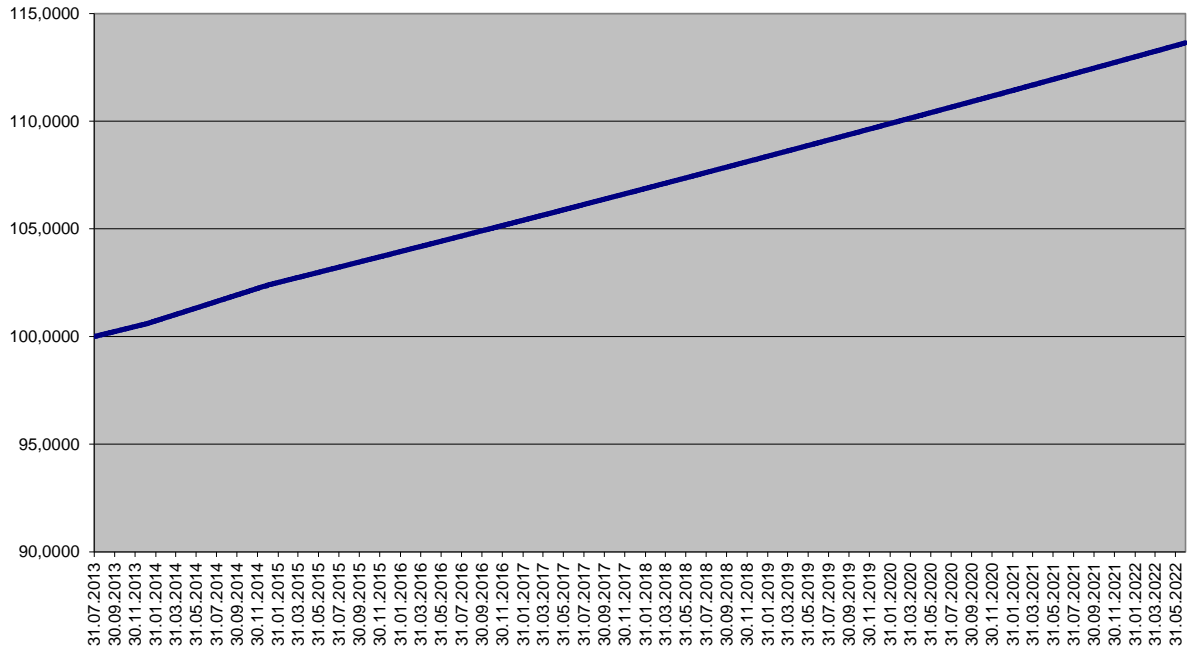
Vyvážená strategie



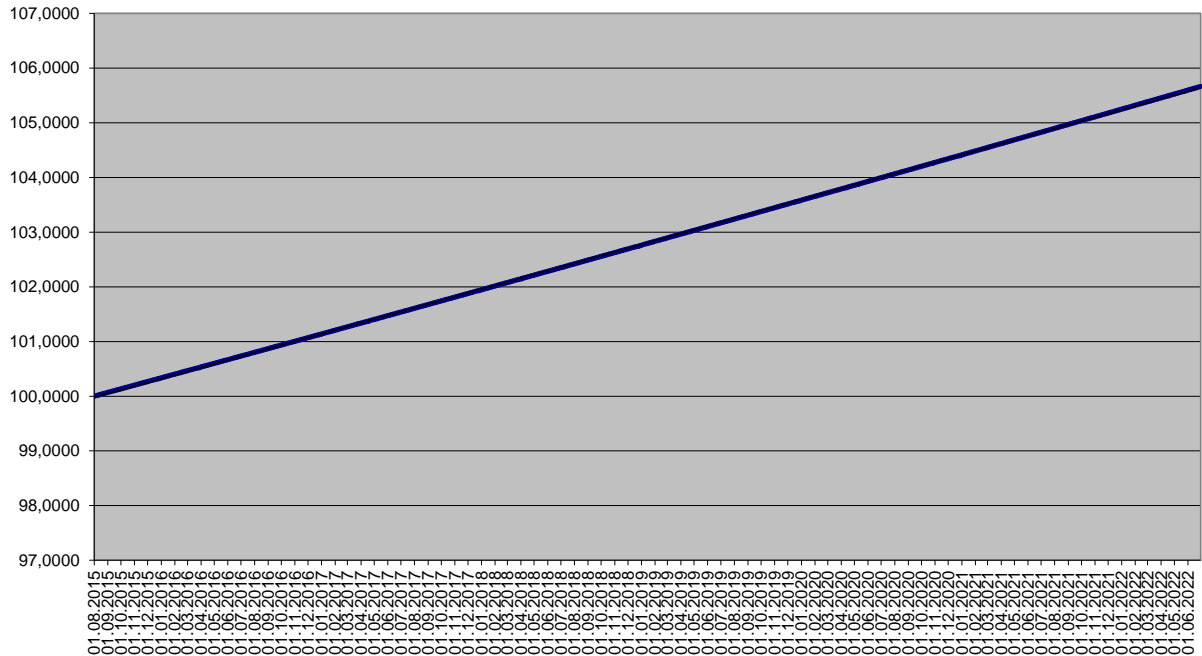
Konzervativní strategie



Garantovaný fond



Garantovaný fond 2015



Garantovaný fond 2016

