

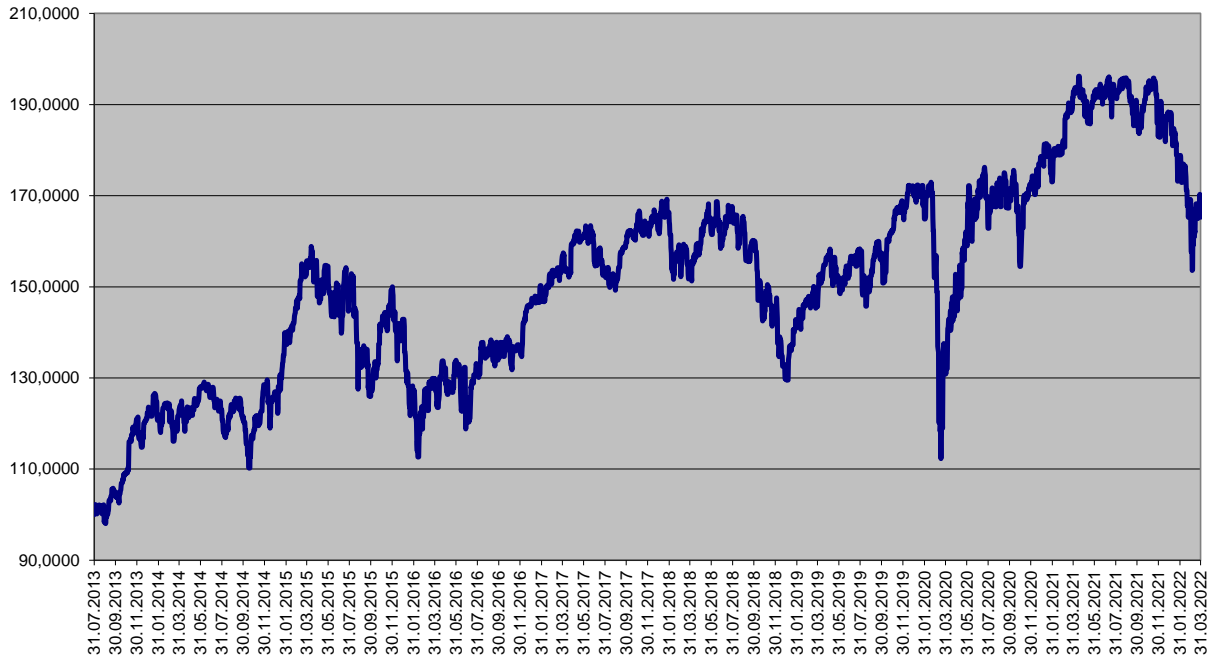
Ceny podílových jednotek
Investiční životní pojištění

Datum	MEAG EuroBalance	Fond MEAG EuroRent	MEAG Proinvest	Dynamická (Conseq)	Strategie Vyvážená (Conseq)	Konzervativní (Conseq)
31.03.2022	142,8708	104,2575	165,2885	179,6136	131,5563	156,4751
30.03.2022	144,5947	104,0744	168,0262	182,524	131,6607	157,5686
29.03.2022	145,1594	104,2462	170,2986	182,2547	131,6124	157,4209
28.03.2022	144,3276	105,2092	166,8557	180,3135	131,5748	156,7152
25.03.2022	144,0586	105,2966	165,4654	180,7736	131,507	156,8455
24.03.2022	144,1365	105,7262	165,5978	180,7746	131,6282	156,9461
23.03.2022	143,1549	105,4515	164,9858	180,5273	131,5957	156,8104
22.03.2022	144,7432	105,5914	167,6674	181,1538	131,7542	157,1795
21.03.2022	143,5003	105,9397	166,2015	179,907	131,69	156,7317
18.03.2022	144,8845	106,8972	168,2040	179,9949	131,7533	156,8373
17.03.2022	143,3007	106,3988	167,3388	178,3172	131,6307	156,1898
16.03.2022	142,1320	105,9033	167,2161	176,309	131,4705	155,3269
15.03.2022	140,4845	106,7853	161,9657	172,567	131,2257	153,914
14.03.2022	139,9480	106,6730	162,2798	172,9027	131,351	154,1054
11.03.2022	141,5757	108,4524	160,9783	174,2293	131,5317	154,8162
10.03.2022	142,3623	108,9786	159,2330	174,2552	131,4082	154,825
09.03.2022	144,3207	109,6417	164,4702	174,5012	131,6549	155,0601
08.03.2022	141,7465	111,1699	153,8177	171,0391	131,7194	153,9626
07.03.2022	142,3381	111,4584	153,5792	171,5958	131,8037	154,2023
04.03.2022	144,6992	112,6798	157,6621	175,7678	132,2171	155,9952
03.03.2022	146,4126	111,9462	164,1409	177,9666	132,1761	156,7683
02.03.2022	148,9514	113,0207	169,1266	178,6124	132,3013	157,1198
01.03.2022	145,6821	111,6849	165,4826	179,6897	132,7032	157,9083
28.02.2022	144,6947	108,4101	169,1285	180,4228	132,5572	157,9114
31.01.2022	145,6916	108,6888	177,2662	181,8917	132,1884	157,9199
31.12.2021	154,7436	112,3233	186,6874	187,1589	132,6706	160,4952
30.11.2021	154,3654	116,0415	182,9664	182,1798	132,9439	159,3521
29.10.2021	157,3425	116,2095	192,9417	187,1338	133,4100	161,4257
30.09.2021	150,5643	116,2802	187,7887	182,4943	132,7845	159,5422
31.08.2021	156,5001	117,3559	194,9488	186,5603	133,0214	161,1553
30.07.2021	153,3711	117,6161	191,8672	182,1174	132,5319	159,3808
30.06.2021	150,5548	116,5345	191,5822	183,5068	132,4863	159,7496
31.05.2021	148,4290	116,2717	191,1382	182,4883	131,8389	159,0720
30.04.2021	149,4123	118,5629	191,3880	178,2753	157,8687	131,9113
31.03.2021	148,9640	120,4059	191,6009	175,1412	156,6391	131,7957
26.02.2021	146,4084	120,6361	179,1955	171,3250	155,3742	131,4121
29.01.2021	144,9013	121,3190	173,0237	167,2410	153,4692	130,9906
31.12.2020	145,9256	122,7916	177,4764	166,1230	152,5658	130,2046
30.11.2020	142,3996	122,4190	171,5410	159,1027	149,0504	129,5297
30.10.2020	141,7521	126,7341	154,4578	144,8853	143,1900	128,8783
30.09.2020	142,6505	125,6299	171,5091	147,9257	144,5905	129,1663
31.08.2020	139,1588	120,0515	169,4177	148,9464	144,0753	128,4978
31.07.2020	137,6045	120,1600	162,8729	144,3895	141,4587	127,7209
30.06.2020	139,7981	121,3806	167,3824	142,1708	140,4209	127,9283
29.05.2020	139,0954	120,6837	159,3228	137,6487	137,2123	126,3200
30.04.2020	137,1052	120,6210	149,5225	133,6407	134,1356	124,5731

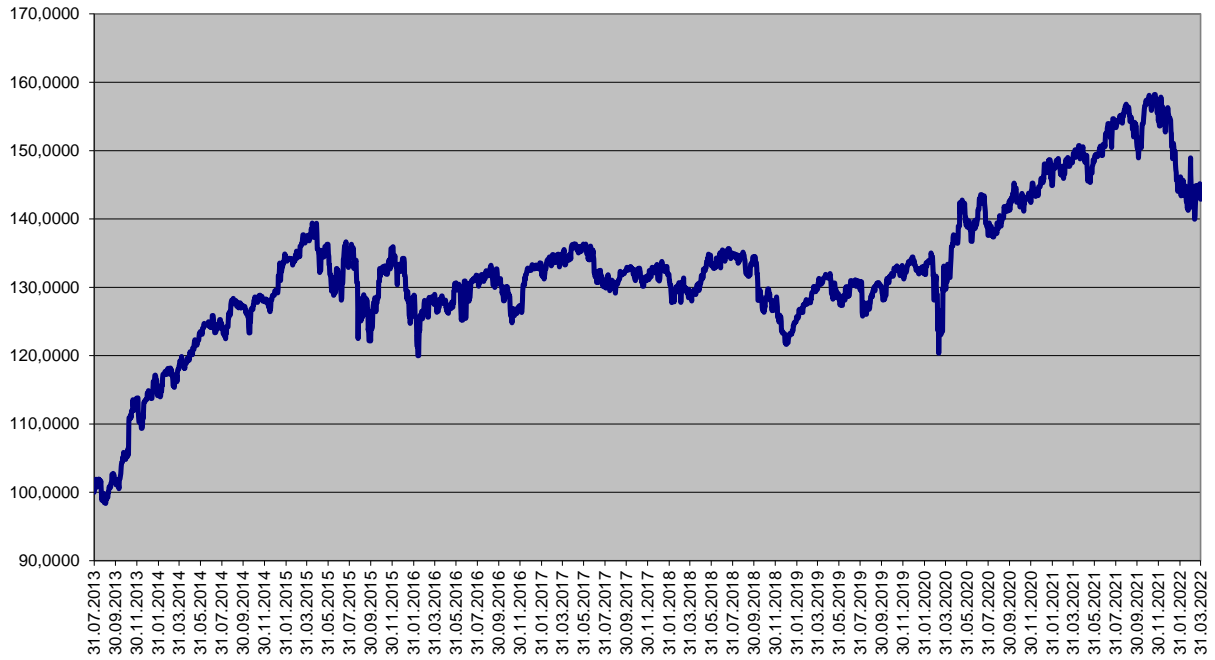
Ceny podílových jednotek
Investiční životní pojištění

Datum	Garantovaný	Garantovaný 2015	Garantovaný 2016
31.03.2022	113,2454	105,4553	104,8930
30.03.2022	113,2411	105,4530	104,8904
29.03.2022	113,2368	105,4507	104,8878
28.03.2022	113,2325	105,4484	104,8853
25.03.2022	113,2195	105,4415	104,8775
24.03.2022	113,2152	105,4392	104,8750
23.03.2022	113,2109	105,4369	104,8724
22.03.2022	113,2066	105,4346	104,8698
21.03.2022	113,2023	105,4323	104,8672
18.03.2022	113,1894	105,4254	104,8595
17.03.2022	113,1851	105,4231	104,8570
16.03.2022	113,1808	105,4208	104,8544
15.03.2022	113,1765	105,4185	104,8518
14.03.2022	113,1721	105,4162	104,8492
11.03.2022	113,1592	105,4093	104,8415
10.03.2022	113,1549	105,4070	104,8390
09.03.2022	113,1506	105,4047	104,8364
08.03.2022	113,1463	105,4024	104,8338
07.03.2022	113,1420	105,4001	104,8312
04.03.2022	113,1291	105,3932	104,8235
03.03.2022	113,1248	105,3909	104,8210
02.03.2022	113,1205	105,3886	104,8184
01.03.2022	113,1162	105,3863	104,8158
28.02.2022	113,1119	105,3840	104,8133
31.01.2022	112,9914	105,3197	104,7413
31.12.2021	112,8569	105,2478	104,6609
30.11.2021	112,7239	105,1767	104,5814
29.10.2021	112,5867	105,1033	104,4994
30.09.2021	112,4626	105,0369	104,4251
31.08.2021	112,3344	104,9682	104,3484
30.07.2021	112,1977	104,8950	104,2666
30.06.2021	112,0697	104,8264	104,1899
31.05.2021	111,9419	104,7579	104,1133
30.04.2021	111,8100	104,6871	104,0342
31.03.2021	111,6825	104,6187	103,9577
26.02.2021	111,5403	104,5423	103,8724
29.01.2021	111,4217	104,4786	103,8012
31.12.2020	111,2990	104,4127	103,7276
30.11.2020	111,1680	104,3422	103,6489
30.10.2020	111,0372	104,2718	103,5703
30.09.2020	110,9107	104,2037	103,4942
31.08.2020	110,7844	104,1357	103,4183
31.07.2020	110,6540	104,0655	103,3398
30.06.2020	110,5238	103,9952	103,2614
29.05.2020	110,3896	103,9228	103,1805
30.04.2020	110,2680	103,8572	103,1073

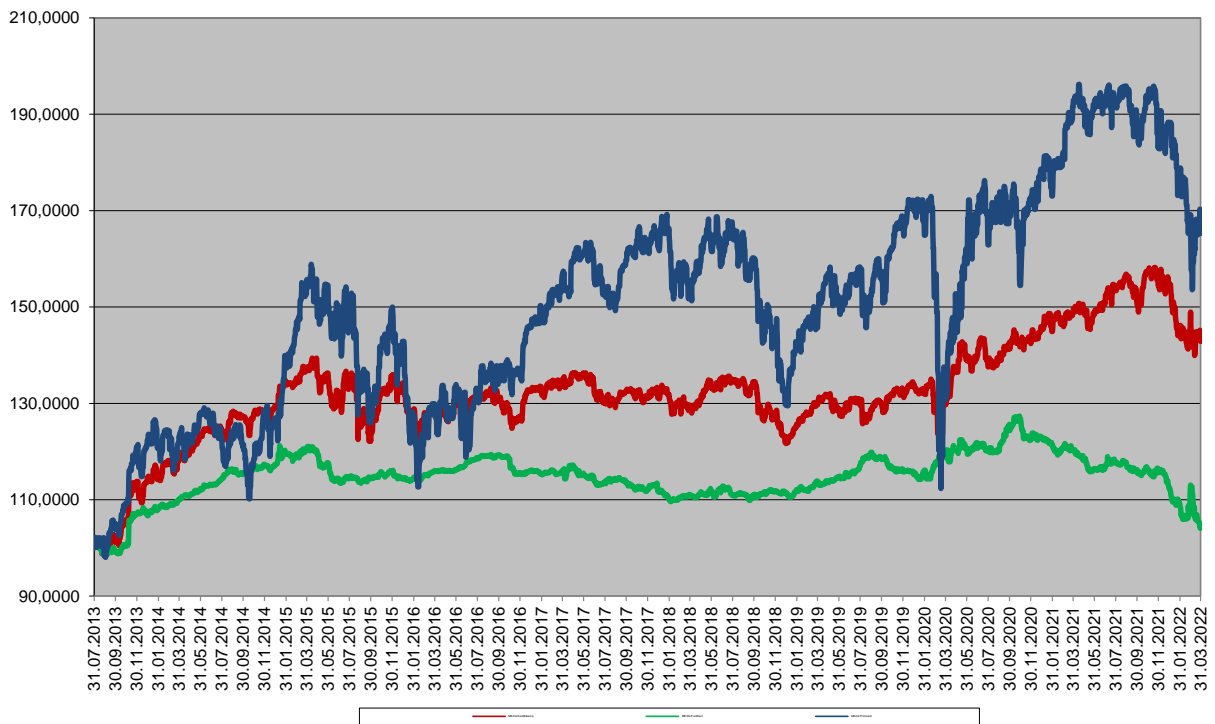
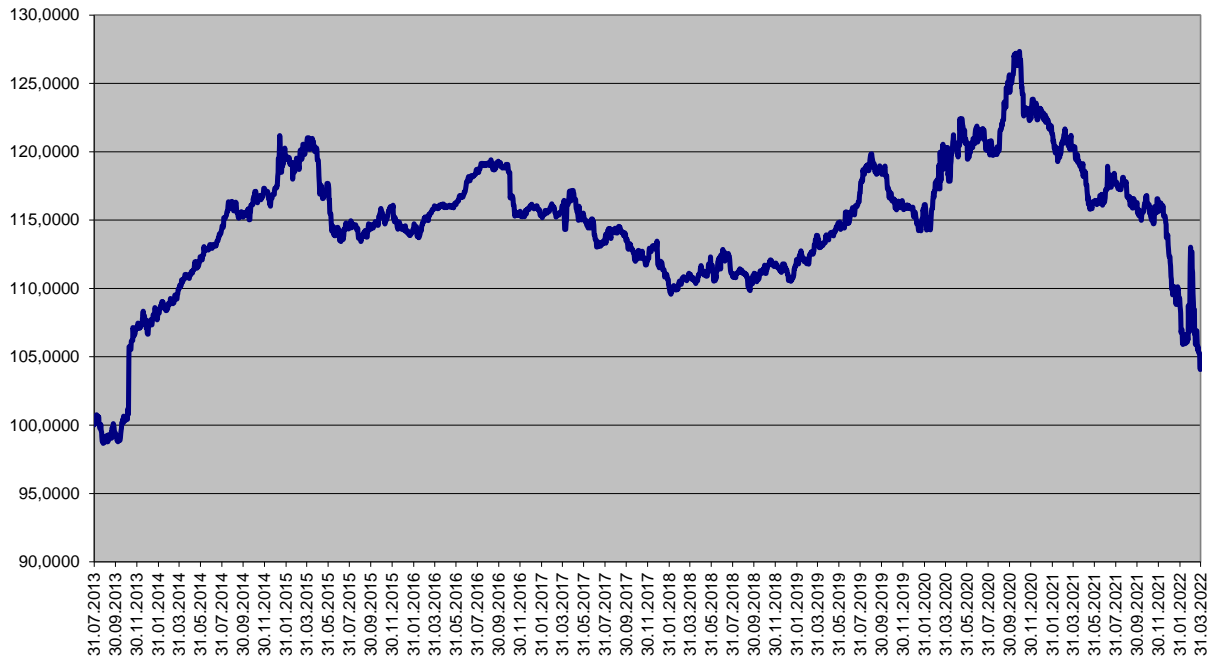
Finanční fond MEAG ProInvest



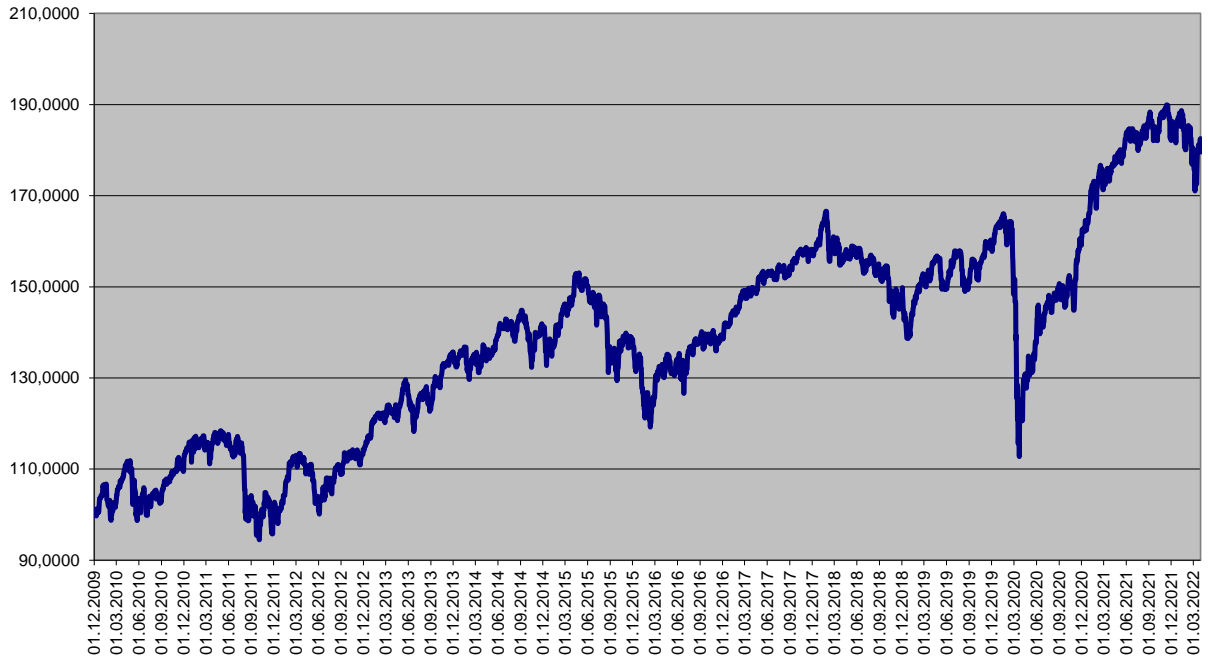
Finanční fond MEAG EuroBalance



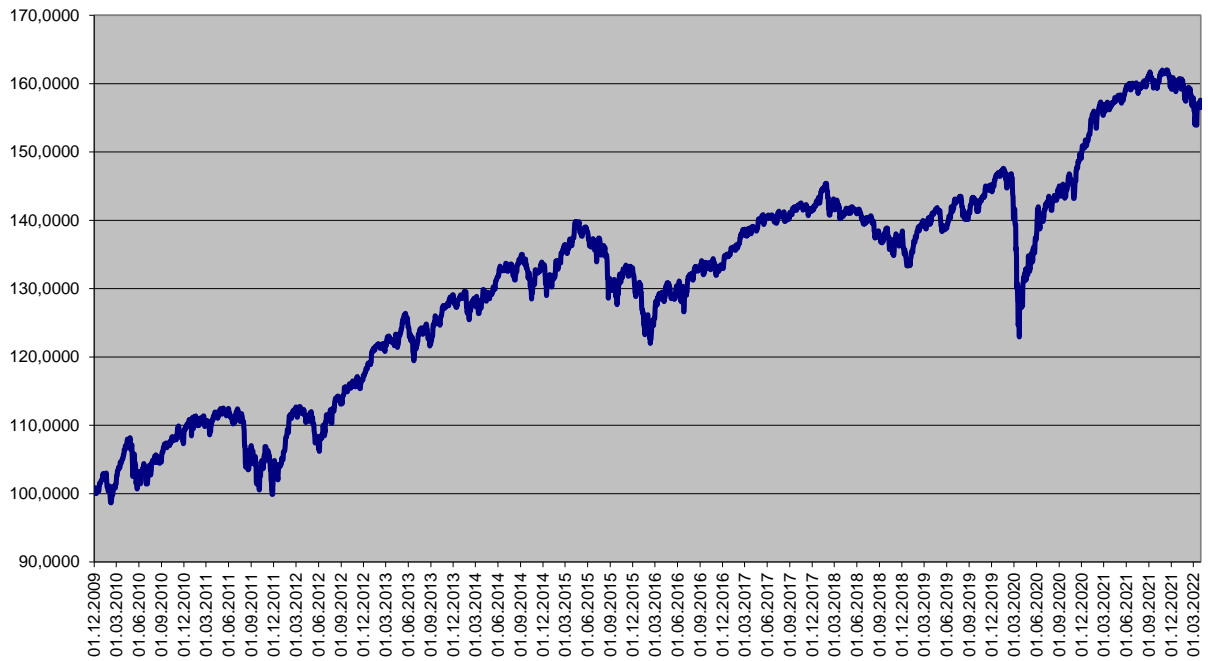
Finanční fond MEAG EuroRent



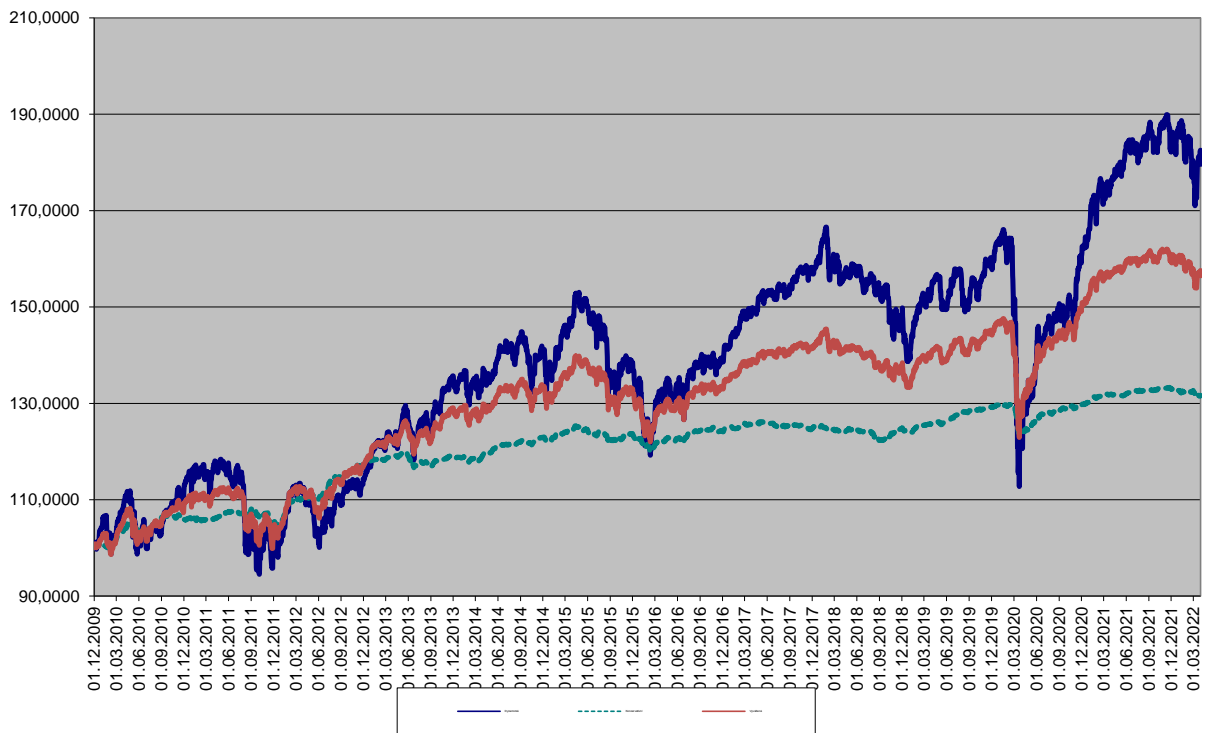
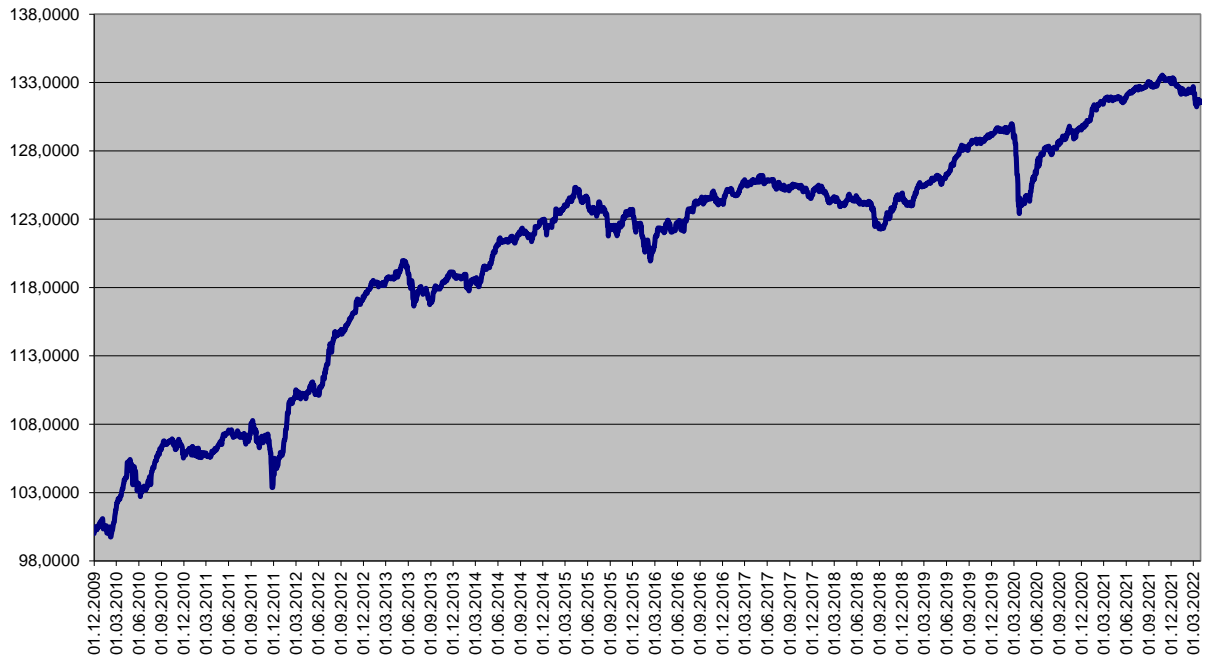
Dynamická strategie



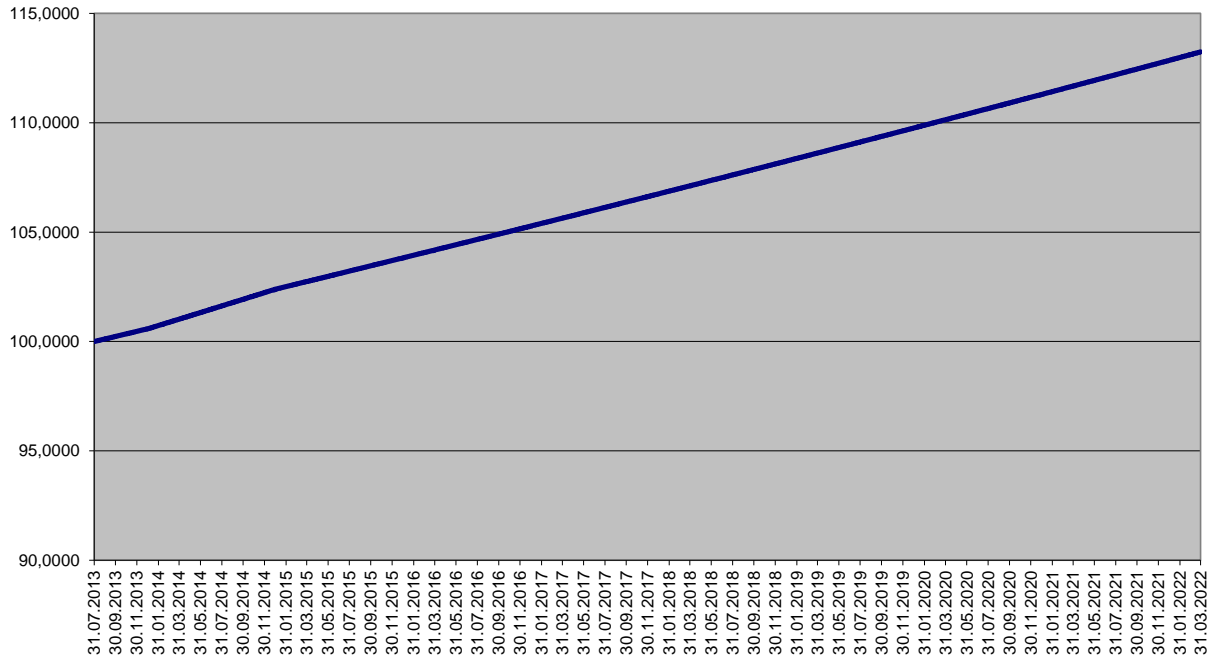
Vyvážená strategie



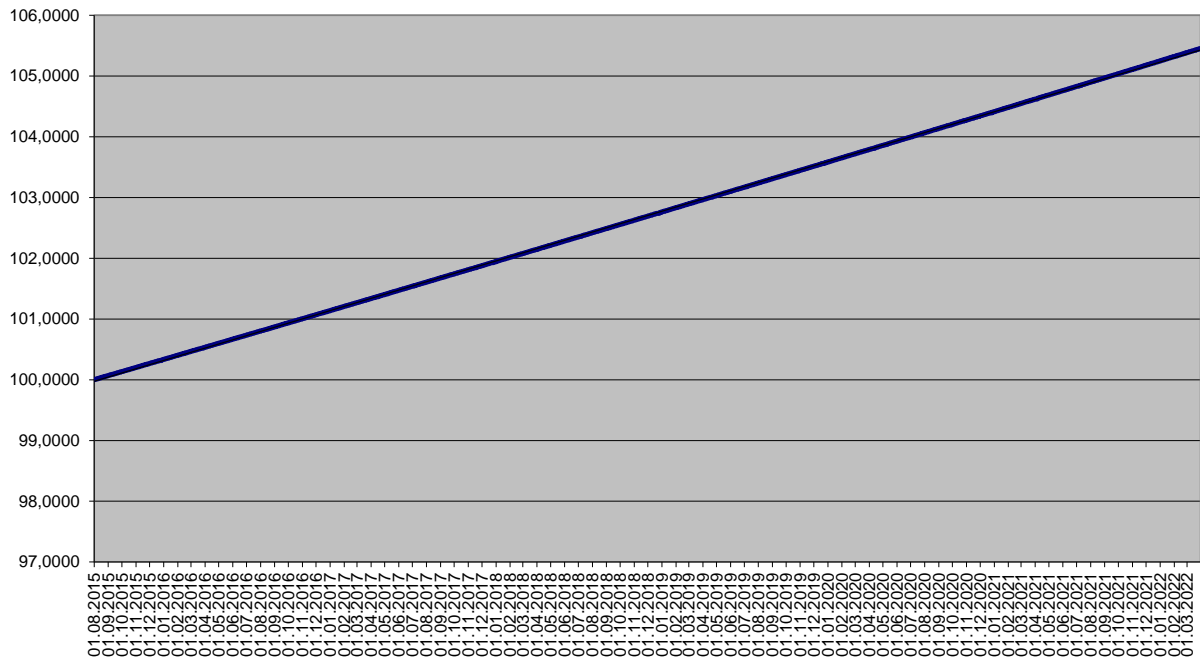
Konzervativní strategie



Garantovaný fond



Garantovaný fond 2015



Garantovaný fond 2016

