

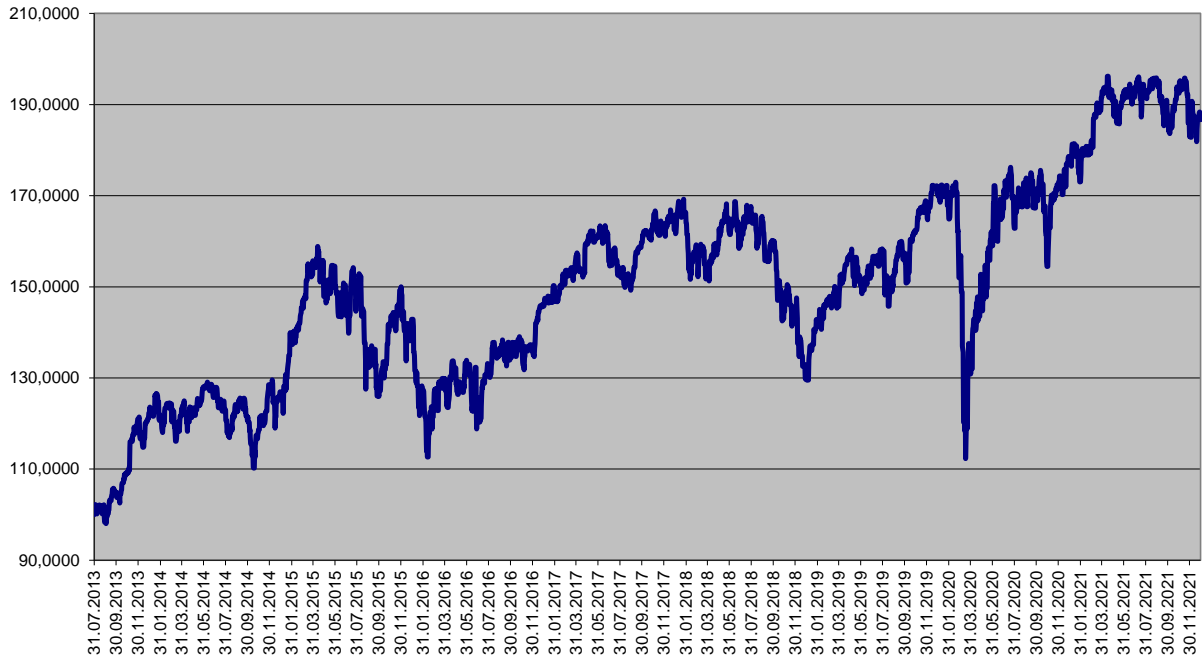
Ceny podílových jednotek  
Investiční životní pojištění

Datum	MEAG EuroBalance	Fond MEAG EuroRent	MEAG Proinvest	Dynamická (Conseq)	Strategie Vyvážená (Conseq)	Konzervativní (Conseq)
31.12.2021	154,7436	112,3233	186,6874	187,1589	132,6706	160,4952
30.12.2021	155,0860	112,5718	187,1004	187,2059	132,6900	160,5454
29.12.2021	155,2690	112,8119	186,9031	186,5675	132,7335	160,3557
28.12.2021	155,5877	113,1595	188,3653	186,7182	132,7588	160,4348
27.12.2021	156,2909	113,9213	188,1970	186,4039	132,7859	160,3920
24.12.2021	155,1440	113,7090	186,9246	185,5836	132,7185	160,0558
23.12.2021	155,1440	113,7090	186,9246	185,5836	132,7185	160,0558
22.12.2021	155,4707	114,6943	186,3393	184,5327	132,7671	159,7918
21.12.2021	154,3600	114,8201	184,5794	183,6856	132,7785	159,5123
20.12.2021	152,7098	115,1686	181,8822	181,6072	132,8014	158,8207
17.12.2021	153,9664	115,3199	185,3396	183,7355	132,8898	159,6302
16.12.2021	155,0963	115,2624	186,6880	184,7735	132,9683	160,0523
15.12.2021	155,1086	115,3283	184,9253	183,4814	132,9137	159,5479
14.12.2021	154,4729	115,6995	185,1746	184,0406	132,9787	159,8278
13.12.2021	156,1102	116,0566	187,5203	184,7818	133,2199	160,2668
10.12.2021	156,4317	115,7246	187,3248	185,6363	133,2831	160,5813
09.12.2021	156,6161	116,0065	188,2054	185,8112	133,2754	160,6714
08.12.2021	157,3826	116,0016	189,2298	186,2672	133,3495	160,8820
07.12.2021	157,8161	116,2557	190,7441	186,0381	133,3014	160,7382
06.12.2021	154,3979	116,0503	185,2580	183,1824	133,0572	159,6076
03.12.2021	153,6013	115,8779	182,8462	182,2400	132,9295	159,1795
02.12.2021	154,1507	115,8633	184,1288	183,2091	132,9631	159,5546
01.12.2021	154,6734	115,6403	186,8779	182,9115	133,0243	159,5535
30.11.2021	154,3654	116,0415	182,9664	182,1798	132,9439	159,3521
29.10.2021	157,3425	116,2095	192,9417	187,1338	133,4100	161,4257
30.09.2021	150,5643	116,2802	187,7887	182,4943	132,7845	159,5422
31.08.2021	156,5001	117,3559	194,9488	186,5603	133,0214	161,1553
30.07.2021	153,3711	117,6161	191,8672	182,1174	132,5319	159,3808
30.06.2021	150,5548	116,5345	191,5822	183,5068	132,4863	159,7496
31.05.2021	148,4290	116,2717	191,1382	182,4883	131,8389	159,0720
30.04.2021	149,4123	118,5629	191,3880	178,2753	157,8687	131,9113
31.03.2021	148,9640	120,4059	191,6009	175,1412	156,6391	131,7957
26.02.2021	146,4084	120,6361	179,1955	171,3250	155,3742	131,4121
29.01.2021	144,9013	121,3190	173,0237	167,2410	153,4692	130,9906
31.12.2020	145,9256	122,7916	177,4764	166,1230	152,5658	130,2046
30.11.2020	142,3996	122,4190	171,5410	159,1027	149,0504	129,5297
30.10.2020	141,7521	126,7341	154,4578	144,8853	143,1900	128,8783
30.09.2020	142,6505	125,6299	171,5091	147,9257	144,5905	129,1663
31.08.2020	139,1588	120,0515	169,4177	148,9464	144,0753	128,4978
31.07.2020	137,6045	120,1600	162,8729	144,3895	141,4587	127,7209
30.06.2020	139,7981	121,3806	167,3824	142,1708	140,4209	127,9283
29.05.2020	139,0954	120,6837	159,3228	137,6487	137,2123	126,3200
30.04.2020	137,1052	120,6210	149,5225	133,6407	134,1356	124,5731
31.03.2020	130,7366	119,3723	135,0752	123,5891	128,8503	124,0940
28.02.2020	128,1386	117,1059	151,9941	148,4079	140,1762	128,9553
31.01.2020	131,9432	116,1285	164,9080	159,2110	144,7315	129,3551

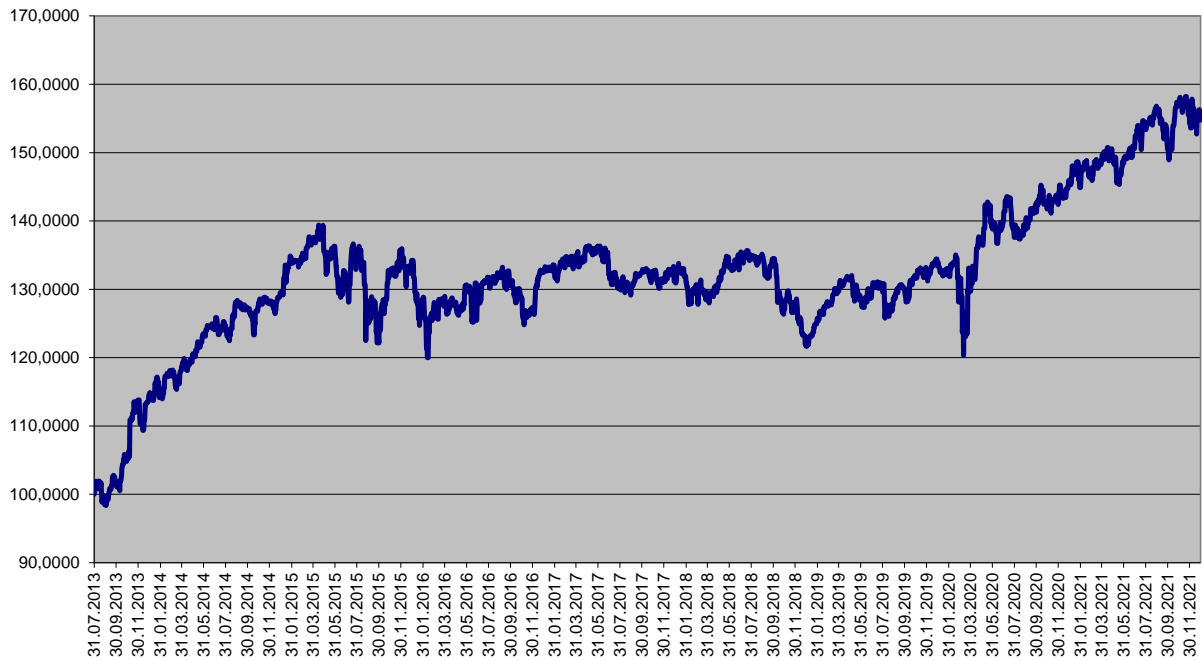
Ceny podílových jednotek  
**Investiční životní pojištění**

Datum	Garantovaný	Garantovaný 2015	Garantovaný 2016
31.12.2021	112,8569	105,2478	104,6609
30.12.2021	112,8526	105,2455	104,6584
29.12.2021	112,8483	105,2432	104,6558
28.12.2021	112,8440	105,2409	104,6532
27.12.2021	112,8397	105,2386	104,6507
24.12.2021	112,8225	105,2294	104,6404
23.12.2021	112,8225	105,2294	104,6404
22.12.2021	112,8182	105,2271	104,6378
21.12.2021	112,8139	105,2248	104,6353
20.12.2021	112,8097	105,2225	104,6327
17.12.2021	112,7968	105,2157	104,6250
16.12.2021	112,7925	105,2134	104,6224
15.12.2021	112,7882	105,2111	104,6199
14.12.2021	112,7839	105,2088	104,6173
13.12.2021	112,7796	105,2065	104,6147
10.12.2021	112,7668	105,1996	104,6071
09.12.2021	112,7625	105,1973	104,6045
08.12.2021	112,7582	105,1950	104,6019
07.12.2021	112,7539	105,1927	104,5994
06.12.2021	112,7496	105,1904	104,5968
03.12.2021	112,7367	105,1836	104,5891
02.12.2021	112,7324	105,1813	104,5865
01.12.2021	112,7282	105,1790	104,5840
30.11.2021	112,7239	105,1767	104,5814
29.10.2021	112,5867	105,1033	104,4994
30.09.2021	112,4626	105,0369	104,4251
31.08.2021	112,3344	104,9682	104,3484
30.07.2021	112,1977	104,8950	104,2666
30.06.2021	112,0697	104,8264	104,1899
31.05.2021	111,9419	104,7579	104,1133
30.04.2021	111,8100	104,6871	104,0342
31.03.2021	111,6825	104,6187	103,9577
26.02.2021	111,5403	104,5423	103,8724
29.01.2021	111,4217	104,4786	103,8012
31.12.2020	111,2990	104,4127	103,7276
30.11.2020	111,1680	104,3422	103,6489
30.10.2020	111,0372	104,2718	103,5703
30.09.2020	110,9107	104,2037	103,4942
31.08.2020	110,7844	104,1357	103,4183
31.07.2020	110,6540	104,0655	103,3398
30.06.2020	110,5238	103,9952	103,2614
29.05.2020	110,3896	103,9228	103,1805
30.04.2020	110,2680	103,8572	103,1073
31.03.2020	110,1424	103,7894	103,0316
28.02.2020	110,0086	103,7171	102,9509
31.01.2020	109,8917	103,6539	102,8804

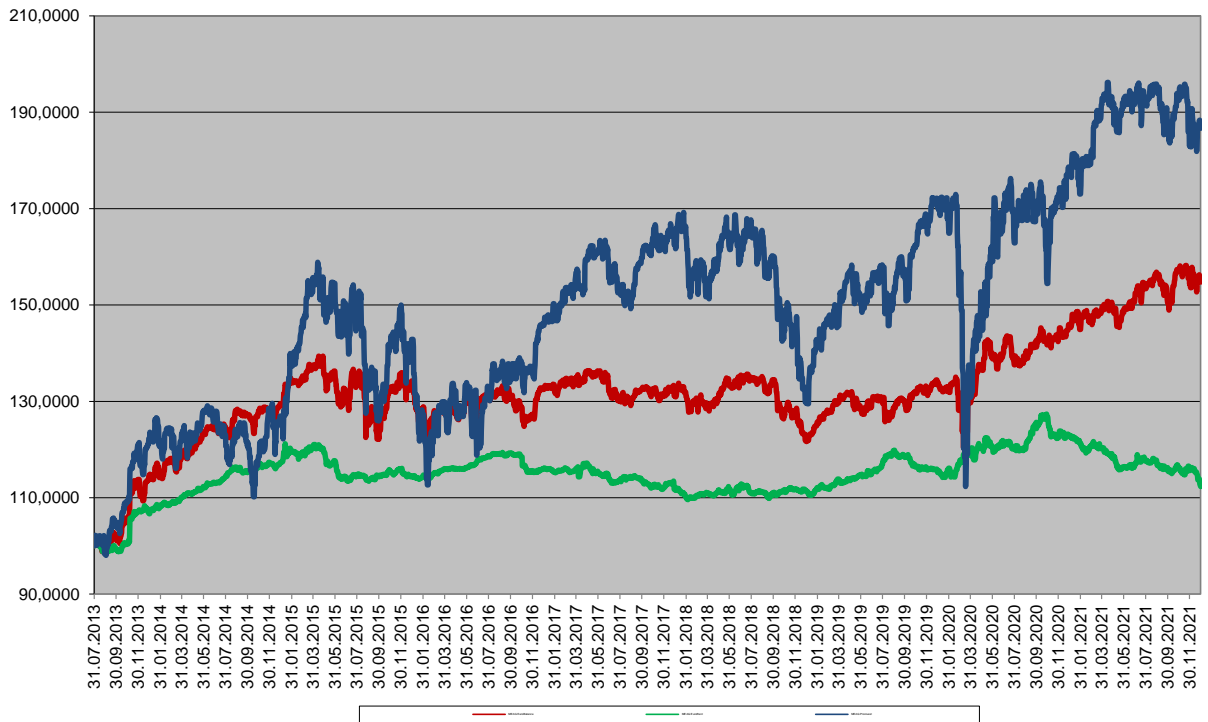
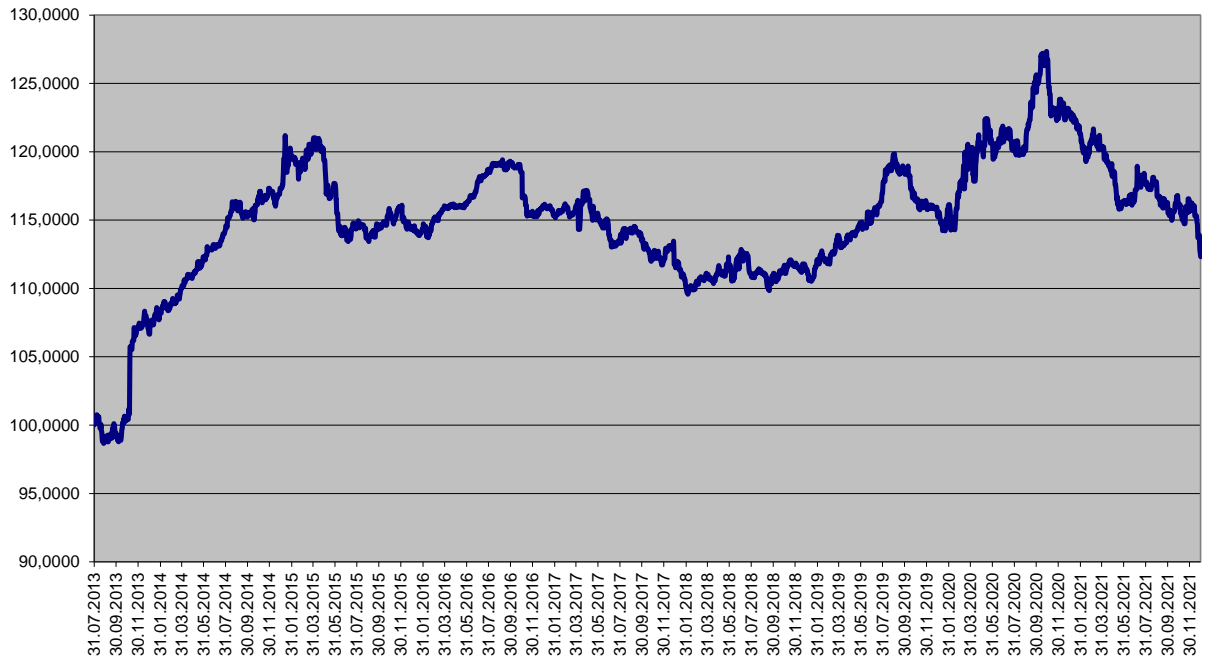
### Finanční fond MEAG ProInvest



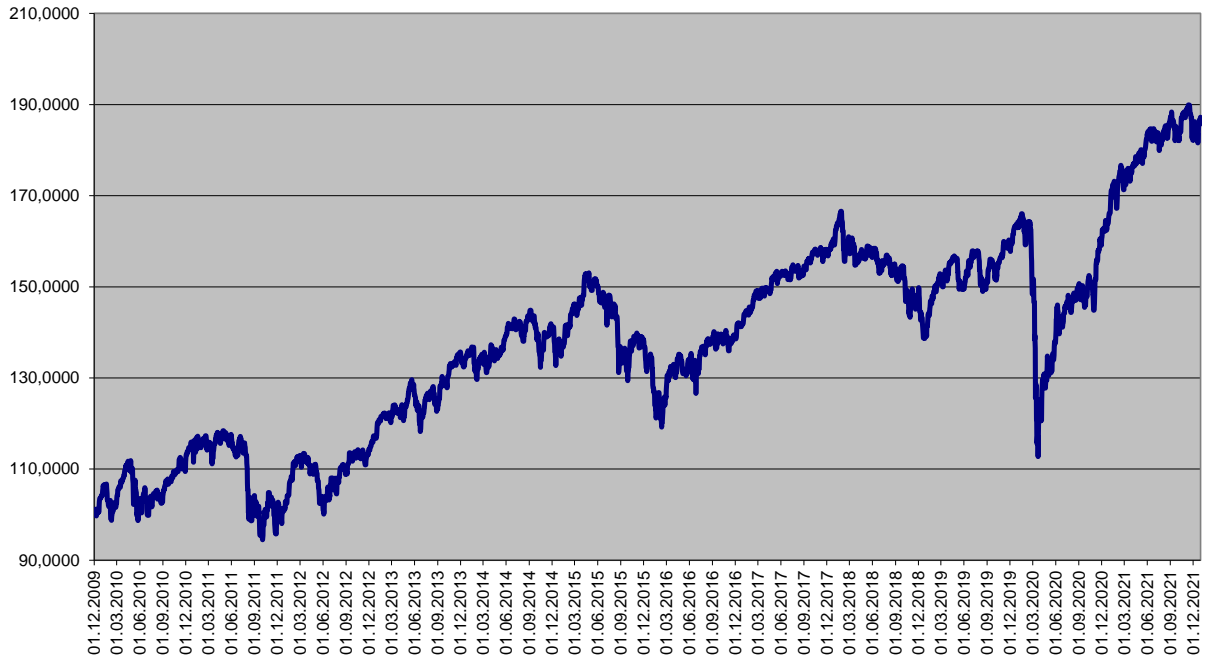
### Finanční fond MEAG EuroBalance



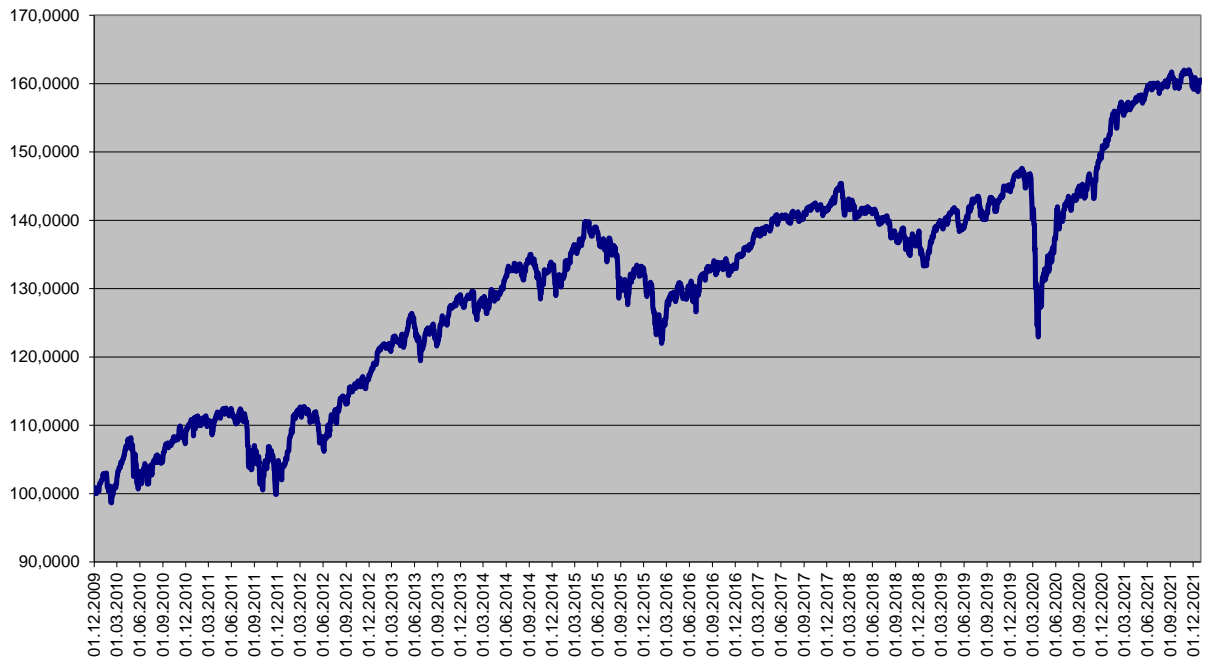
### Finanční fond MEAG EuroRent



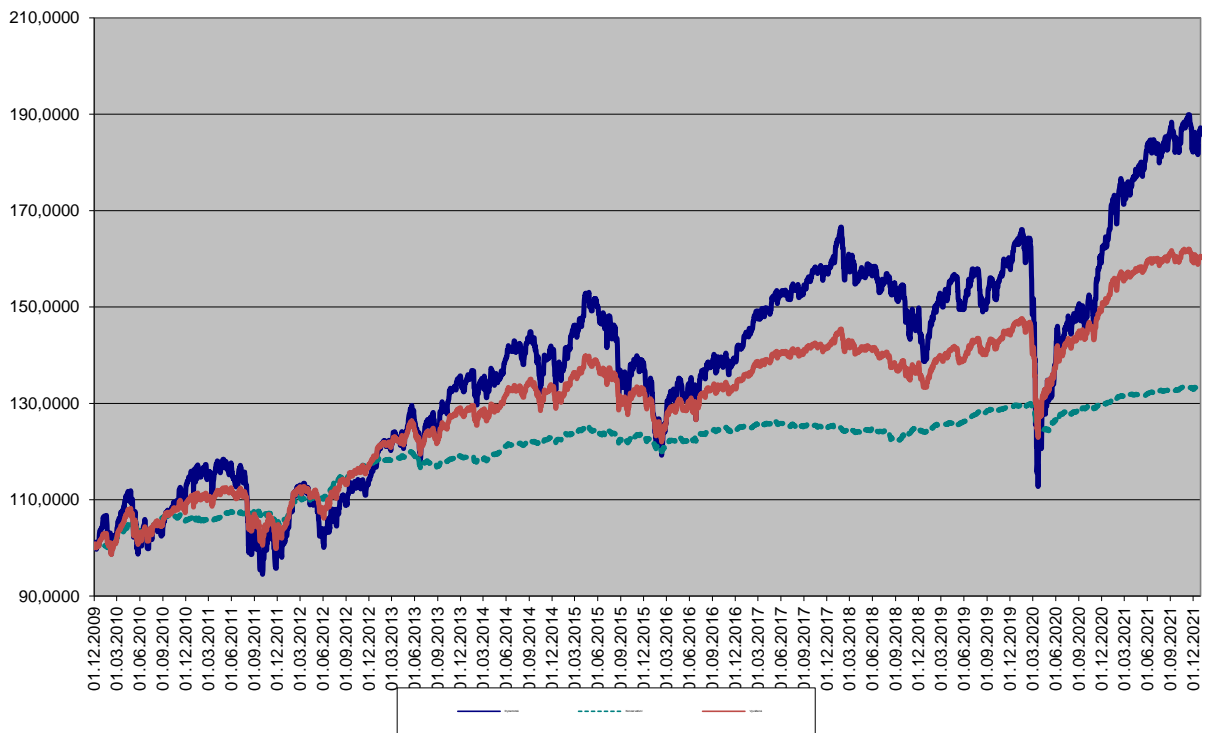
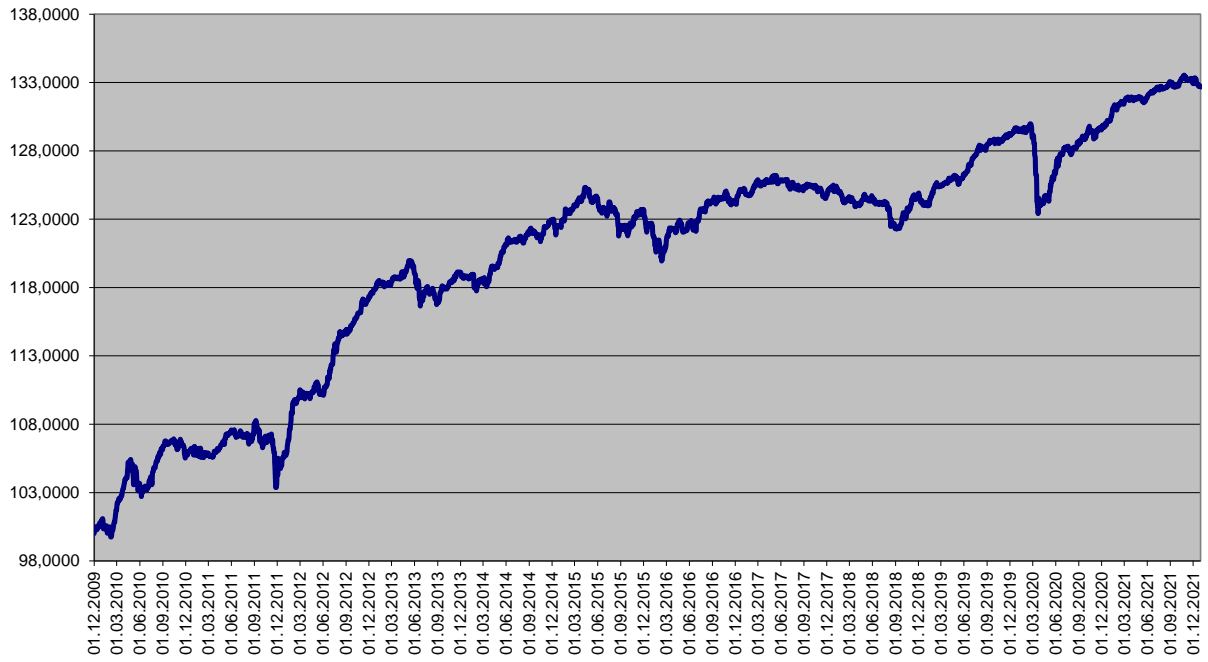
### Dynamická strategie



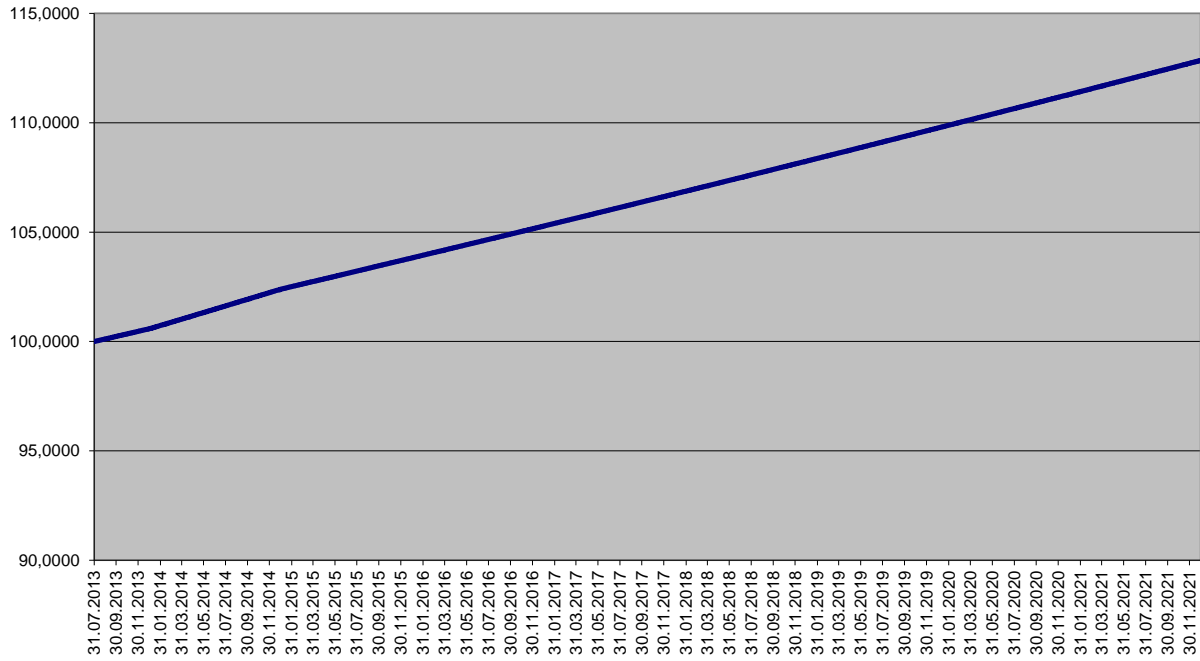
### Vyvážená strategie



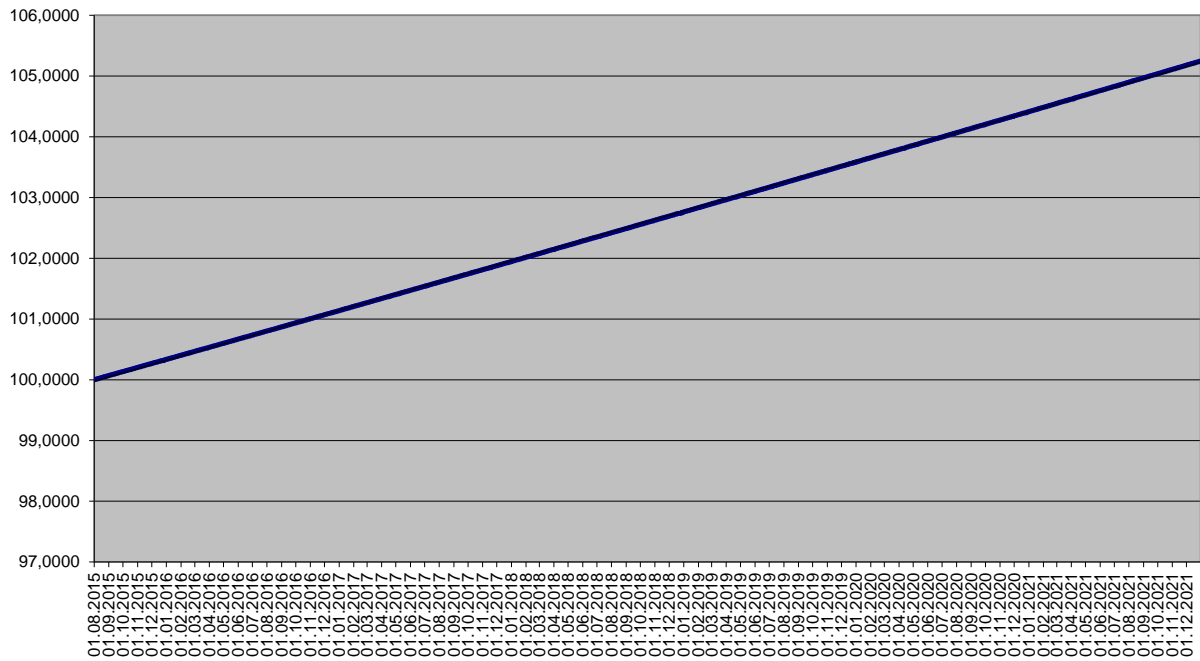
### Konzervativní strategie



### Garantovaný fond



### Garantovaný fond 2015



### Garantovaný fond 2016

