

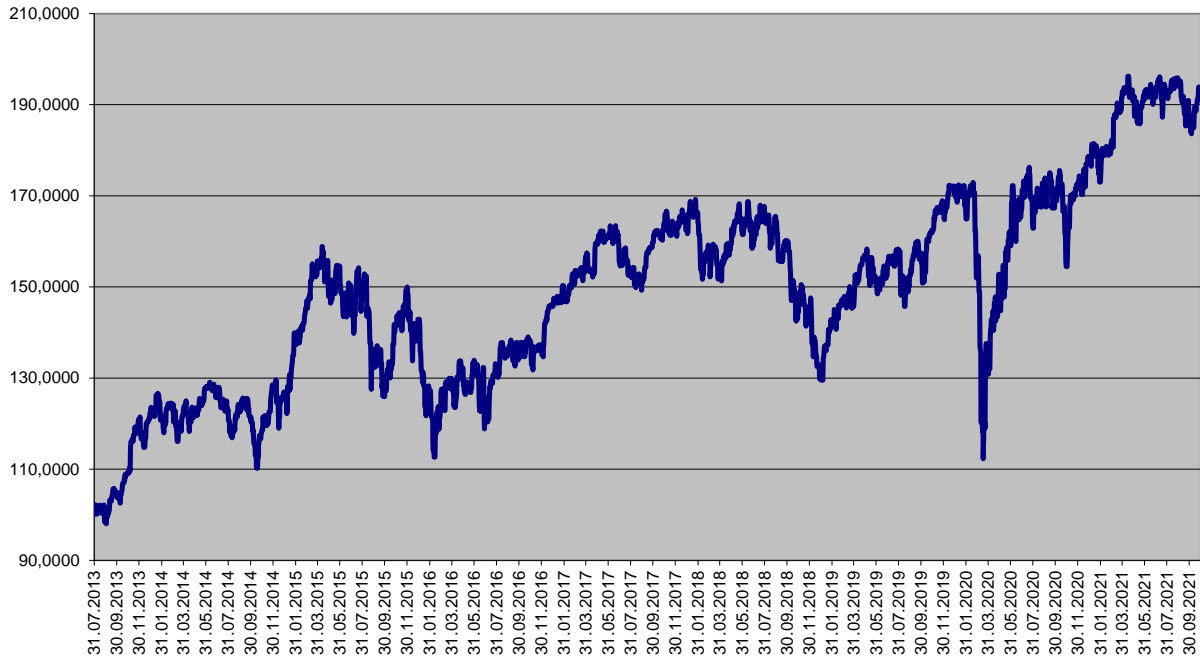
Ceny podílových jednotek  
Investiční životní pojištění

Datum	MEAG EuroBalance	Fond MEAG EuroRent	MEAG Proinvest	Dynamická (Conseq)	Strategie Vyvážená (Conseq)	Konzervativní (Conseq)
29.10.2021	157,3425	116,2095	192,9417	187,1338	133,4100	161,4257
28.10.2021	157,1814	116,8066	193,1313	187,5179	133,4863	161,6702
27.10.2021	157,1814	116,8066	193,1313	187,5179	133,4863	161,6702
26.10.2021	157,3731	116,5724	193,8743	188,4100	133,5468	161,9923
25.10.2021	157,1370	116,7311	192,3275	188,2424	133,5072	161,9169
22.10.2021	156,5487	116,2550	191,1097	187,6893	133,4554	161,6912
21.10.2021	156,0555	116,0738	190,1108	187,4197	133,4164	161,5609
20.10.2021	155,2534	115,7935	189,9136	188,0001	133,3806	161,6831
19.10.2021	154,9389	115,6503	189,7476	187,6028	133,3271	161,5331
18.10.2021	154,0851	115,5882	188,5426	186,8598	133,2588	161,1998
15.10.2021	153,9362	115,5707	189,5905	187,0968	133,2854	161,2808
14.10.2021	153,0497	115,5170	188,0791	186,0064	133,2362	160,8899
13.10.2021	151,2323	115,1502	185,7951	184,4663	133,1230	160,3078
12.10.2021	150,4232	114,9862	184,8849	183,9391	133,1157	160,1393
11.10.2021	150,6949	115,2863	185,6177	184,4273	133,0622	160,2631
08.10.2021	151,2983	115,6697	186,0452	184,1952	133,0633	160,1958
07.10.2021	151,8167	115,7430	186,6028	184,1518	132,9764	160,1150
06.10.2021	150,3390	115,7283	183,6229	182,0767	132,8372	159,3444
05.10.2021	150,1363	115,3247	185,7335	182,9643	132,8053	159,5942
04.10.2021	148,9399	115,5193	184,0073	182,1358	132,7448	159,3170
01.10.2021	150,2840	115,5109	185,3288	182,7445	132,7253	159,4707
30.09.2021	150,5643	116,2802	187,7887	182,4943	132,7845	159,5422
31.08.2021	156,5001	117,3559	194,9488	186,5603	133,0214	161,1553
30.07.2021	153,3711	117,6161	191,8672	182,1174	132,5319	159,3808
30.06.2021	150,5548	116,5345	191,5822	183,5068	132,4863	159,7496
31.05.2021	148,4290	116,2717	191,1382	182,4883	131,8389	159,0720
30.04.2021	149,4123	118,5629	191,3880	178,2753	157,8687	131,9113
31.03.2021	148,9640	120,4059	191,6009	175,1412	156,6391	131,7957
26.02.2021	146,4084	120,6361	179,1955	171,3250	155,3742	131,4121
29.01.2021	144,9013	121,3190	173,0237	167,2410	153,4692	130,9906
31.12.2020	145,9256	122,7916	177,4764	166,1230	152,5658	130,2046
30.11.2020	142,3996	122,4190	171,5410	159,1027	149,0504	129,5297
30.10.2020	141,7521	126,7341	154,4578	144,8853	143,1900	128,8783
30.09.2020	142,6505	125,6299	171,5091	147,9257	144,5905	129,1663
31.08.2020	139,1588	120,0515	169,4177	148,9464	144,0753	128,4978
31.07.2020	137,6045	120,1600	162,8729	144,3895	141,4587	127,7209
30.06.2020	139,7981	121,3806	167,3824	142,1708	140,4209	127,9283
29.05.2020	139,0954	120,6837	159,3228	137,6487	137,2123	126,3200
30.04.2020	137,1052	120,6210	149,5225	133,6407	134,1356	124,5731
31.03.2020	130,7366	119,3723	135,0752	123,5891	128,8503	124,0940
28.02.2020	128,1386	117,1059	151,9941	148,4079	140,1762	128,9553
31.01.2020	131,9432	116,1285	164,9080	159,2110	144,7315	129,3551
31.12.2019	133,4263	115,2331	170,0926	162,9799	146,4867	129,4348
29.11.2019	132,3957	116,0816	168,4510	159,4856	144,8681	129,2294

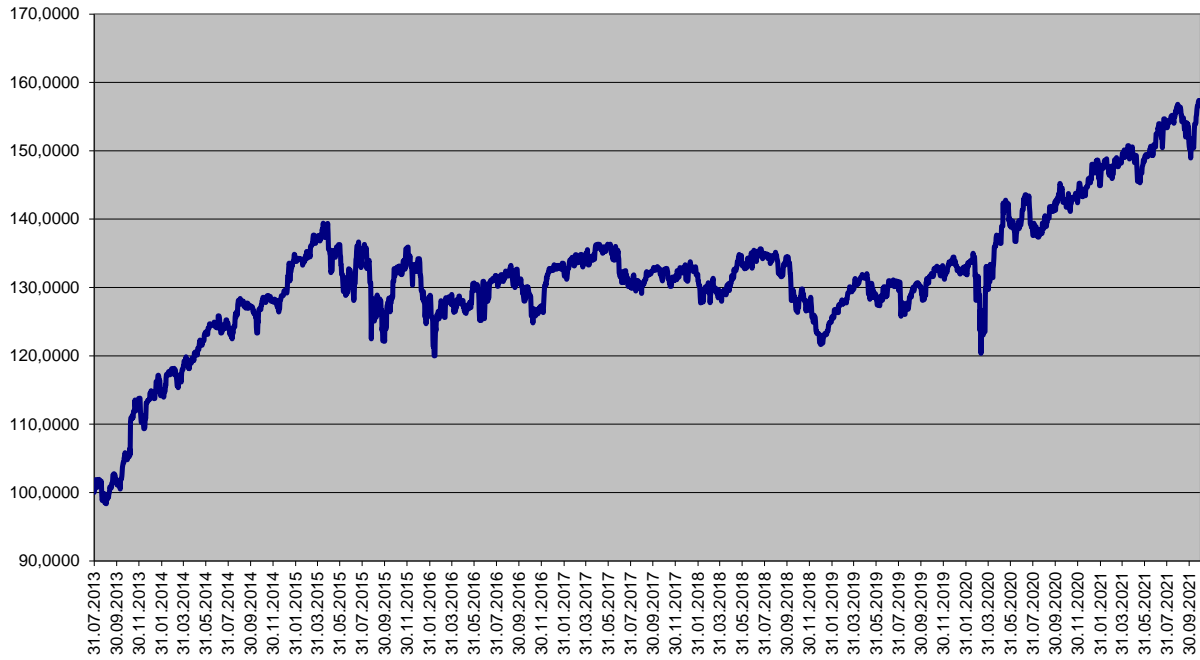
Ceny podílových jednotek  
**Investiční životní pojištění**

Datum	Garantovaný	Garantovaný 2015	Garantovaný 2016
29.10.2021	112,5867	105,1033	104,4994
28.10.2021	112,5782	105,0987	104,4943
27.10.2021	112,5782	105,0987	104,4943
26.10.2021	112,5739	105,0965	104,4917
25.10.2021	112,5696	105,0942	104,4892
22.10.2021	112,5568	105,0873	104,4815
21.10.2021	112,5525	105,0850	104,4789
20.10.2021	112,5482	105,0827	104,4764
19.10.2021	112,5439	105,0804	104,4738
18.10.2021	112,5396	105,0781	104,4712
15.10.2021	112,5268	105,0713	104,4636
14.10.2021	112,5225	105,0690	104,4610
13.10.2021	112,5182	105,0667	104,4584
12.10.2021	112,5140	105,0644	104,4559
11.10.2021	112,5097	105,0621	104,4533
08.10.2021	112,4968	105,0552	104,4456
07.10.2021	112,4926	105,0529	104,4431
06.10.2021	112,4883	105,0506	104,4405
05.10.2021	112,4840	105,0484	104,4379
04.10.2021	112,4797	105,0461	104,4354
01.10.2021	112,4669	105,0392	104,4277
30.09.2021	112,4626	105,0369	104,4251
31.08.2021	112,3344	104,9682	104,3484
30.07.2021	112,1977	104,8950	104,2666
30.06.2021	112,0697	104,8264	104,1899
31.05.2021	111,9419	104,7579	104,1133
30.04.2021	111,8100	104,6871	104,0342
31.03.2021	111,6825	104,6187	103,9577
26.02.2021	111,5403	104,5423	103,8724
29.01.2021	111,4217	104,4786	103,8012
31.12.2020	111,2990	104,4127	103,7276
30.11.2020	111,1680	104,3422	103,6489
30.10.2020	111,0372	104,2718	103,5703
30.09.2020	110,9107	104,2037	103,4942
31.08.2020	110,7844	104,1357	103,4183
31.07.2020	110,6540	104,0655	103,3398
30.06.2020	110,5238	103,9952	103,2614
29.05.2020	110,3896	103,9228	103,1805
30.04.2020	110,2680	103,8572	103,1073
31.03.2020	110,1424	103,7894	103,0316
28.02.2020	110,0086	103,7171	102,9509
31.01.2020	109,8917	103,6539	102,8804
31.12.2019	109,7624	103,5840	102,8024
29.11.2019	109,6287	103,5117	102,7216

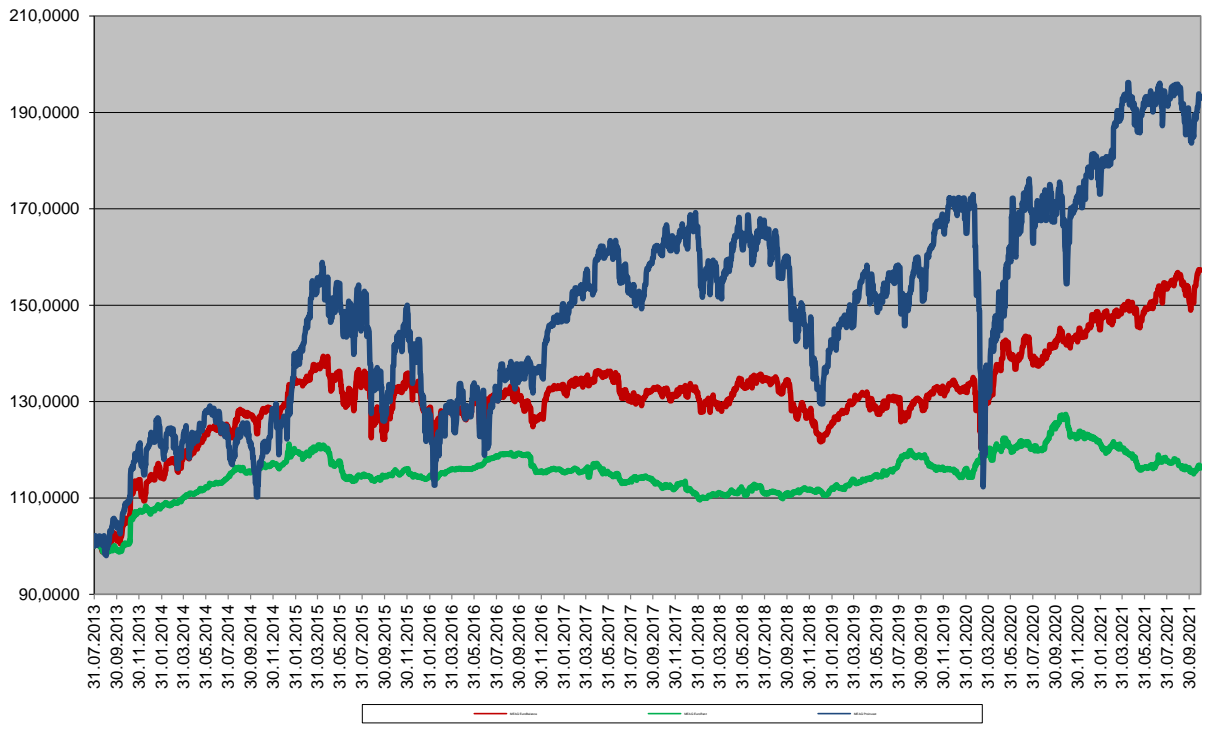
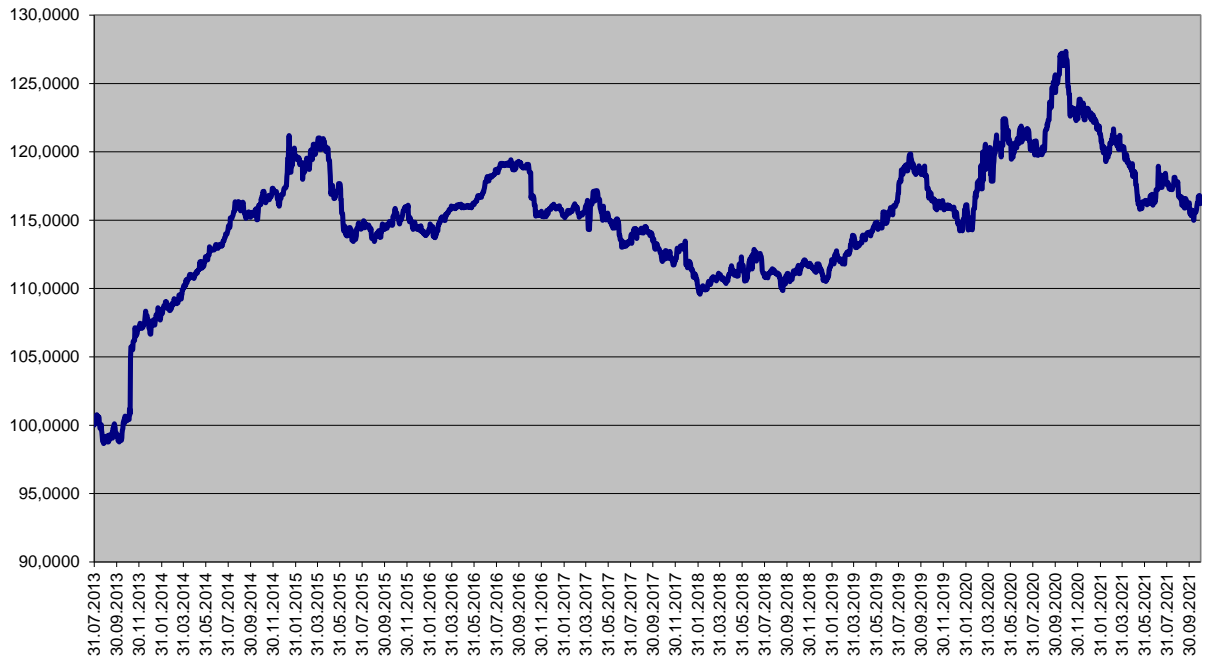
**Finanční fond MEAG ProInvest**



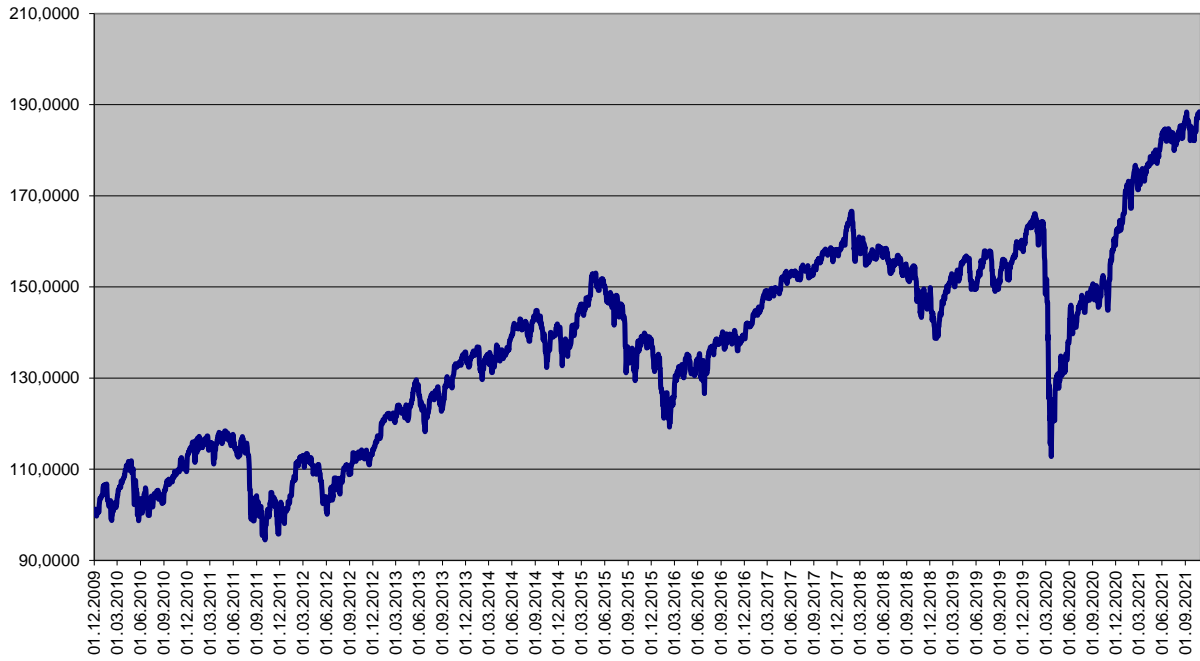
**Finanční fond MEAG EuroBalance**



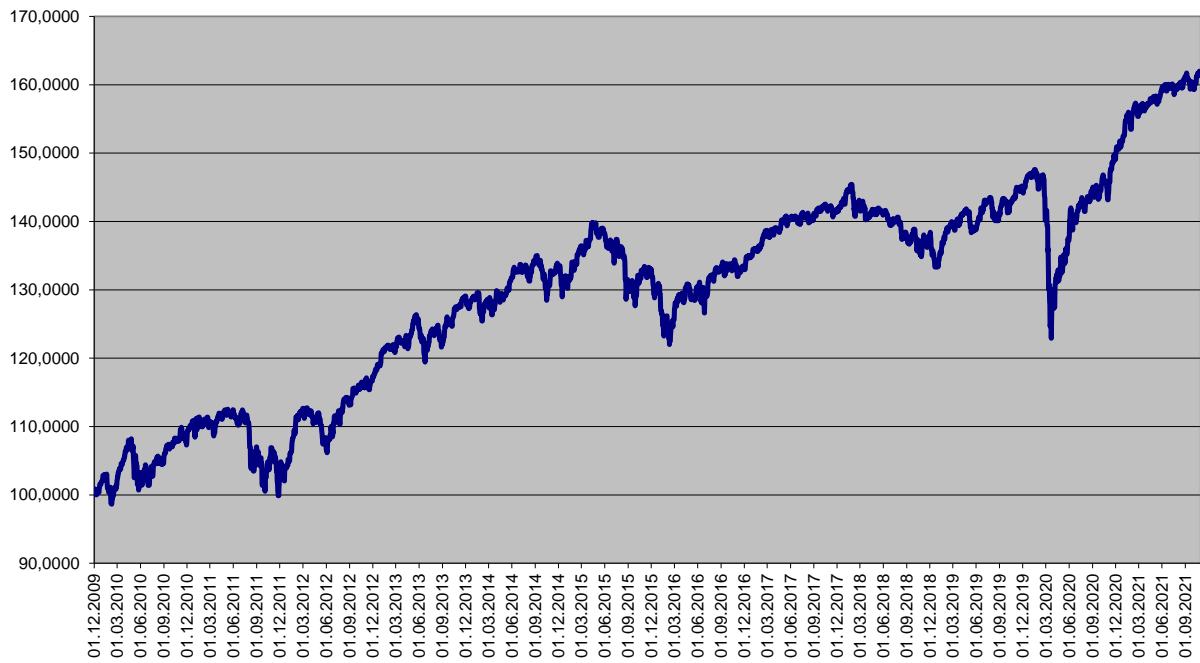
### Finanční fond MEAG EuroRent



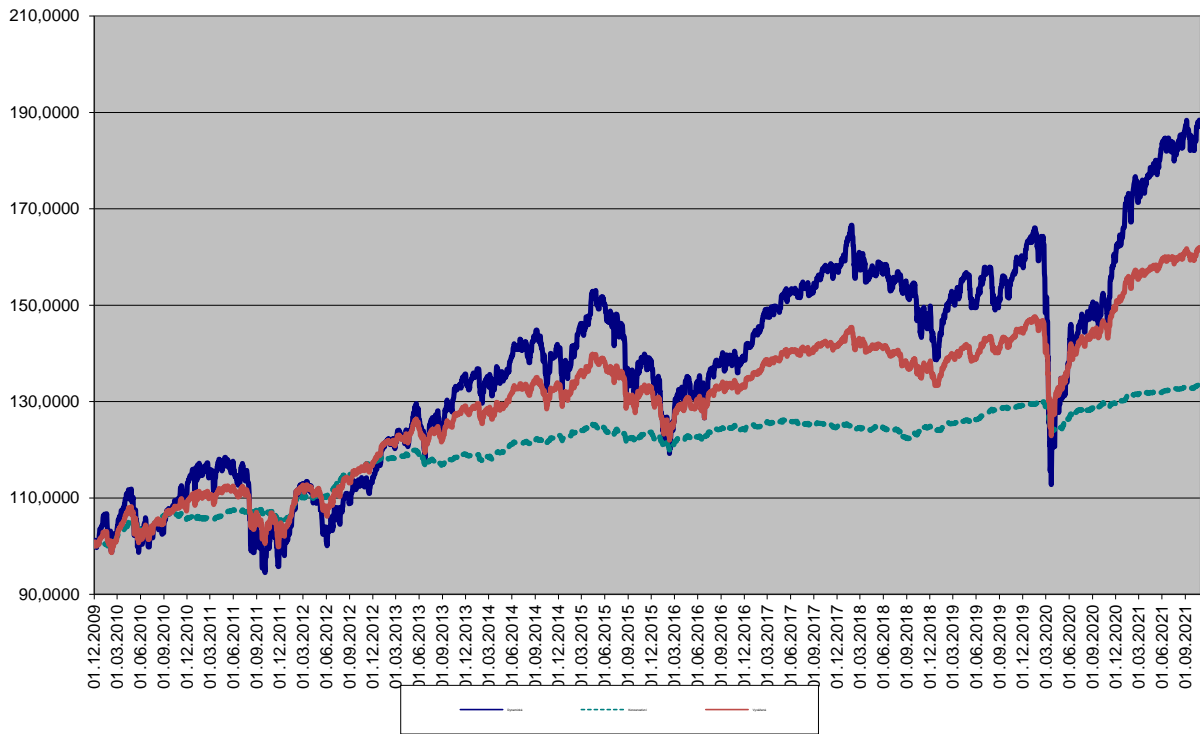
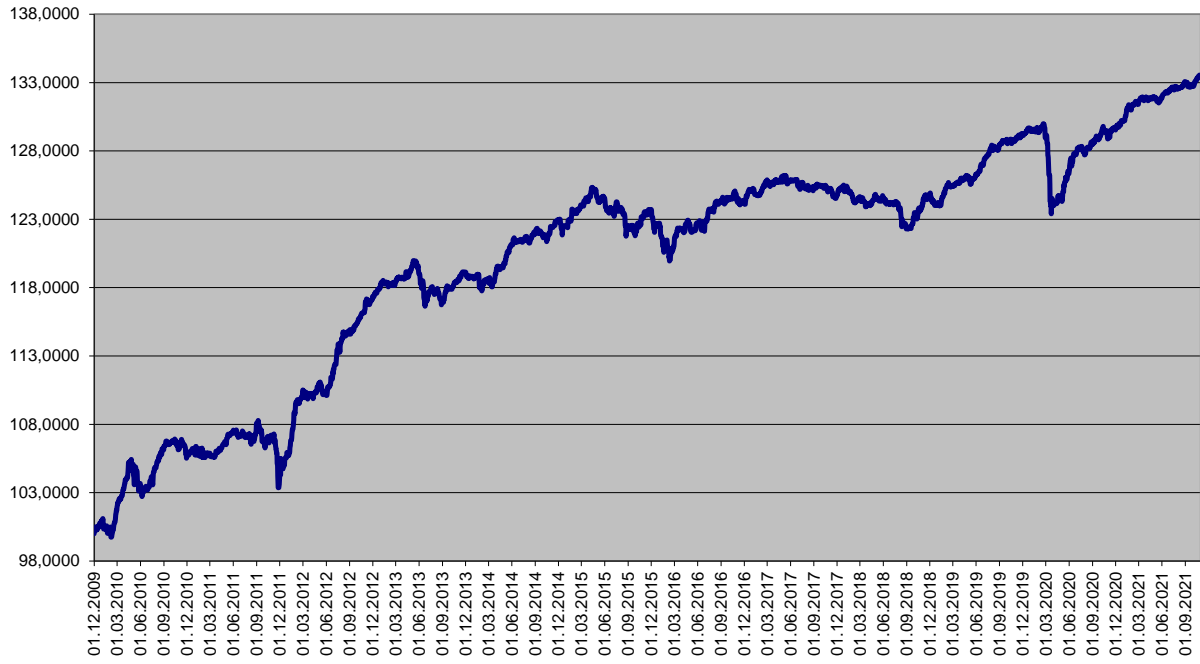
### Dynamická strategie



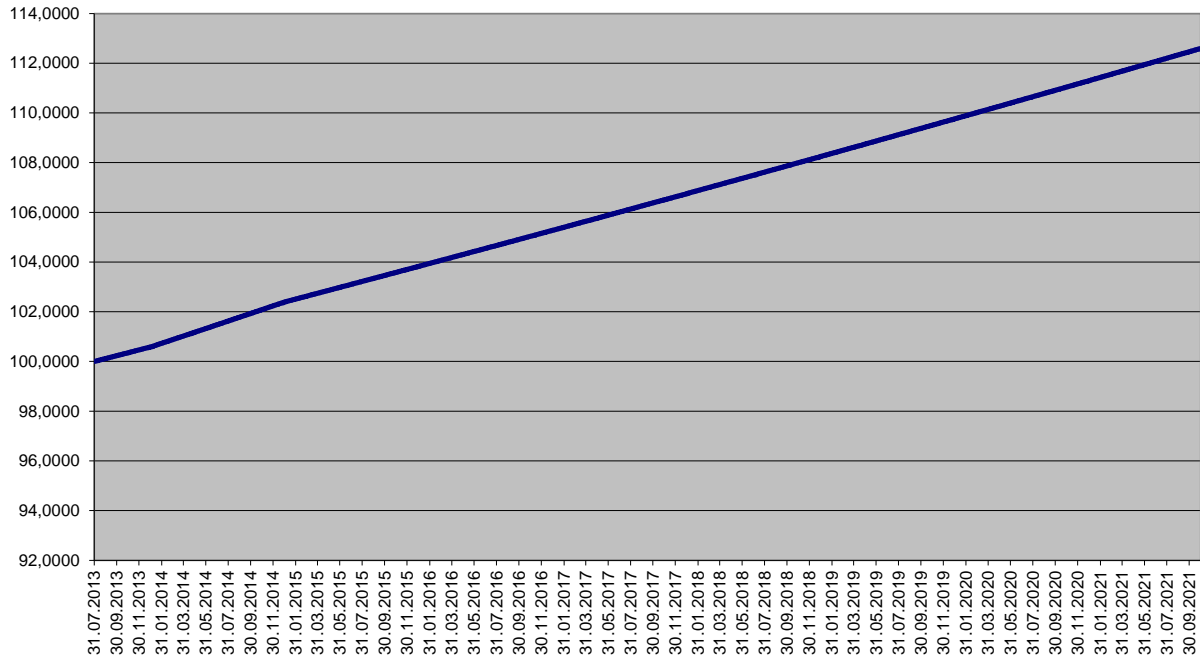
### Vyvážená strategie



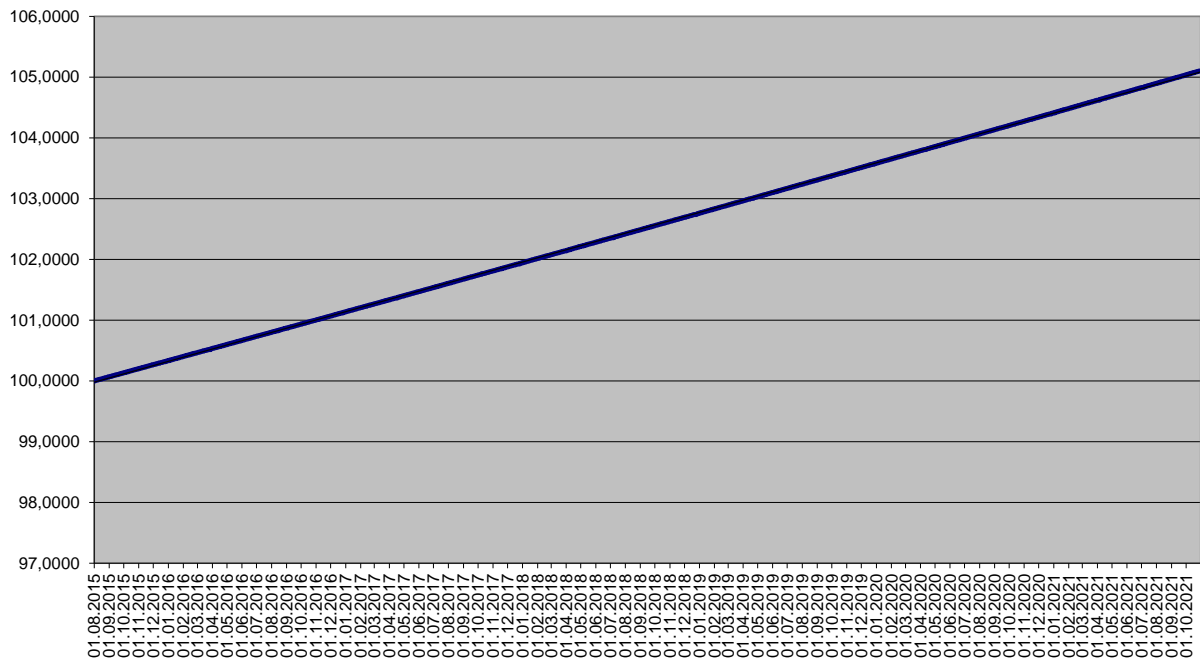
### Konzervativní strategie



### Garantovaný fond



### Garantovaný fond 2015



### Garantovaný fond 2016

