

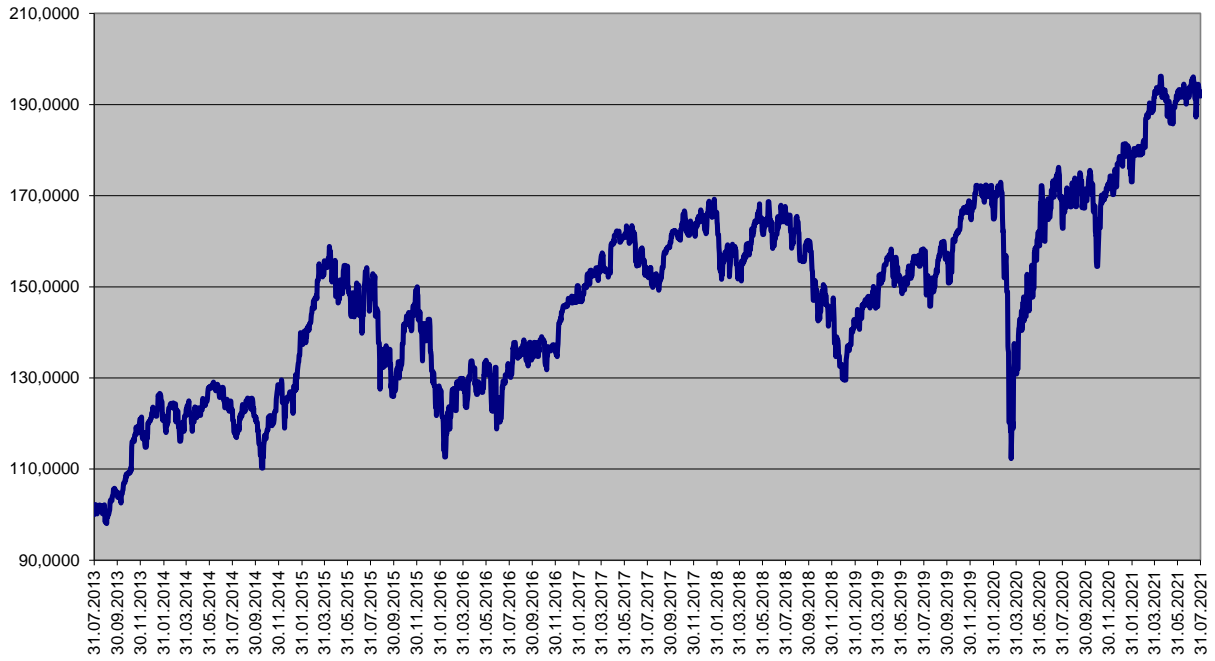
Ceny podílových jednotek  
Investiční životní pojištění

Datum	MEAG EuroBalance	Fond MEAG EuroRent	MEAG Proinvest	Dynamická (Conseq)	Strategie Vyvážená (Conseq)	Konzervativní (Conseq)
30.07.2021	153,3711	117,6161	191,8672	182,1174	132,5319	159,3808
29.07.2021	153,9221	117,6391	192,9380	183,1780	132,6280	159,8073
28.07.2021	154,3223	118,1549	192,9078	181,9624	132,6747	159,4522
27.07.2021	154,1841	118,4316	192,4833	181,1209	132,7056	159,2268
26.07.2021	154,5518	118,1026	193,6559	182,2961	132,6888	159,5651
23.07.2021	154,6724	118,1947	194,4542	182,9922	132,7205	159,8019
22.07.2021	153,5898	118,1864	192,5287	182,9016	132,6990	159,7536
21.07.2021	153,0947	118,2887	191,7273	182,5035	132,6584	159,6021
20.07.2021	151,6340	118,2178	188,6755	180,9957	132,4923	158,9703
19.07.2021	150,4421	117,8744	187,2523	179,9188	132,4489	158,5691
16.07.2021	151,8931	117,4018	191,2775	182,8236	132,5260	159,5660
15.07.2021	152,6633	117,5564	192,5976	183,5780	132,5535	159,8514
14.07.2021	153,6198	117,7567	194,8993	183,8207	132,5984	159,9886
13.07.2021	153,5450	117,7189	195,1180	183,8221	132,5949	159,9985
12.07.2021	153,8989	118,0483	196,0741	183,8715	132,6740	160,1152
09.07.2021	153,9712	118,3545	195,7106	183,3580	132,6292	159,9499
08.07.2021	153,1280	118,9427	193,3392	181,8090	132,6142	159,4612
07.07.2021	153,3647	117,9255	195,2413	183,6826	132,4961	159,8786
06.07.2021	152,4838	117,2339	193,9038	183,9875	132,4511	159,8974
05.07.2021	152,4838	117,2339	193,9038	183,9875	132,4511	159,8974
02.07.2021	152,4838	117,2339	193,9038	183,9875	132,4511	159,8974
01.07.2021	151,2186	116,6260	192,6299	183,8484	132,3561	159,7675
30.06.2021	150,5548	116,5345	191,5822	183,5068	132,4863	159,7496
31.05.2021	148,4290	116,2717	191,1382	182,4883	131,8389	159,0720
30.04.2021	149,4123	118,5629	191,3880	178,2753	157,8687	131,9113
31.03.2021	148,9640	120,4059	191,6009	175,1412	156,6391	131,7957
26.02.2021	146,4084	120,6361	179,1955	171,3250	155,3742	131,4121
29.01.2021	144,9013	121,3190	173,0237	167,2410	153,4692	130,9906
31.12.2020	145,9256	122,7916	177,4764	166,1230	152,5658	130,2046
30.11.2020	142,3996	122,4190	171,5410	159,1027	149,0504	129,5297
30.10.2020	141,7521	126,7341	154,4578	144,8853	143,1900	128,8783
30.09.2020	142,6505	125,6299	171,5091	147,9257	144,5905	129,1663
31.08.2020	139,1588	120,0515	169,4177	148,9464	144,0753	128,4978
31.07.2020	137,6045	120,1600	162,8729	144,3895	141,4587	127,7209
30.06.2020	139,7981	121,3806	167,3824	142,1708	140,4209	127,9283
29.05.2020	139,0954	120,6837	159,3228	137,6487	137,2123	126,3200
30.04.2020	137,1052	120,6210	149,5225	133,6407	134,1356	124,5731
31.03.2020	130,7366	119,3723	135,0752	123,5891	128,8503	124,0940
28.02.2020	128,1386	117,1059	151,9941	148,4079	140,1762	128,9553
31.01.2020	131,9432	116,1285	164,9080	159,2110	144,7315	129,3551
31.12.2019	133,4263	115,2331	170,0926	162,9799	146,4867	129,4348
29.11.2019	132,3957	116,0816	168,4510	159,4856	144,8681	129,2294
31.10.2019	131,5911	116,3938	162,4185	156,3934	143,3157	128,6866
30.09.2019	130,1603	118,6518	157,1547	154,9130	142,9067	128,8580
30.08.2019	128,6129	119,7920	152,4157	151,5712	141,2409	128,4041

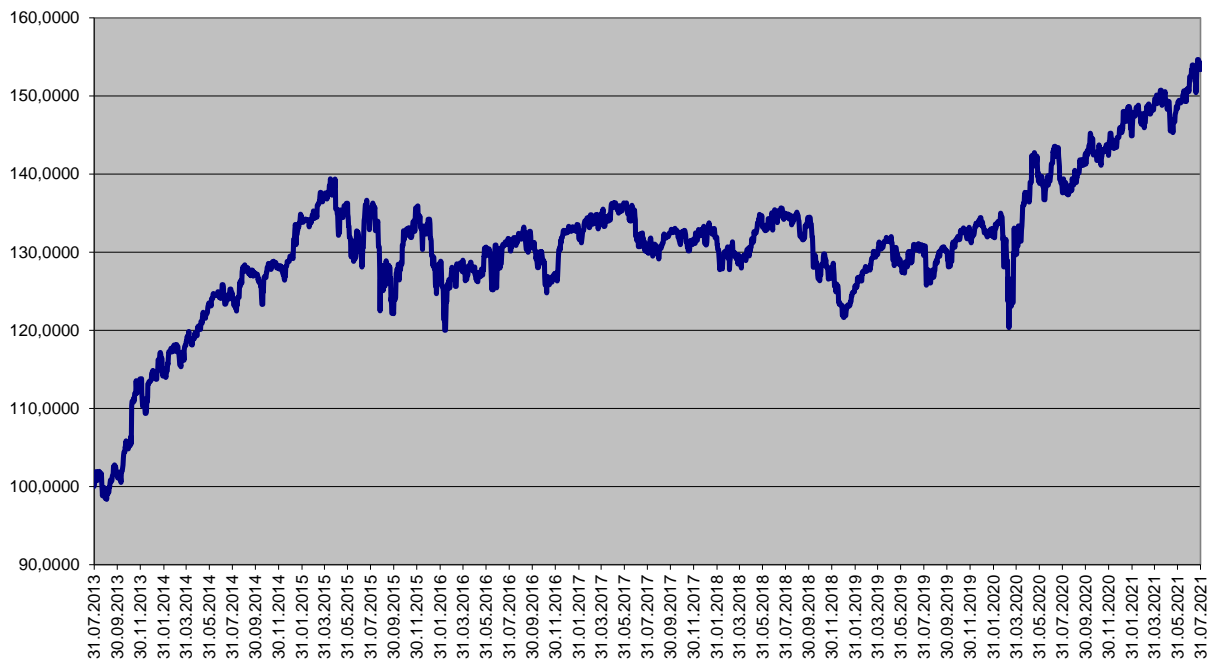
Ceny podílových jednotek  
**Investiční životní pojištění**

Datum	Garantovaný	Garantovaný 2015	Garantovaný 2016
30.07.2021	112,1977	104,8950	104,2666
29.07.2021	112,1934	104,8927	104,2640
28.07.2021	112,1892	104,8905	104,2614
27.07.2021	112,1849	104,8882	104,2589
26.07.2021	112,1806	104,8859	104,2563
23.07.2021	112,1678	104,8790	104,2487
22.07.2021	112,1636	104,8767	104,2461
21.07.2021	112,1593	104,8744	104,2436
20.07.2021	112,1550	104,8722	104,2410
19.07.2021	112,1508	104,8699	104,2384
16.07.2021	112,1380	104,8630	104,2308
15.07.2021	112,1337	104,8607	104,2282
14.07.2021	112,1294	104,8584	104,2257
13.07.2021	112,1252	104,8562	104,2231
12.07.2021	112,1209	104,8539	104,2206
09.07.2021	112,1081	104,8470	104,2129
08.07.2021	112,1038	104,8447	104,2103
07.07.2021	112,0996	104,8424	104,2078
06.07.2021	112,0783	104,8310	104,1950
05.07.2021	112,0783	104,8310	104,1950
02.07.2021	112,0783	104,8310	104,1950
01.07.2021	112,0740	104,8287	104,1925
30.06.2021	112,0697	104,8264	104,1899
31.05.2021	111,9419	104,7579	104,1133
30.04.2021	111,8100	104,6871	104,0342
31.03.2021	111,6825	104,6187	103,9577
26.02.2021	111,5403	104,5423	103,8724
29.01.2021	111,4217	104,4786	103,8012
31.12.2020	111,2990	104,4127	103,7276
30.11.2020	111,1680	104,3422	103,6489
30.10.2020	111,0372	104,2718	103,5703
30.09.2020	110,9107	104,2037	103,4942
31.08.2020	110,7844	104,1357	103,4183
31.07.2020	110,6540	104,0655	103,3398
30.06.2020	110,5238	103,9952	103,2614
29.05.2020	110,3896	103,9228	103,1805
30.04.2020	110,2680	103,8572	103,1073
31.03.2020	110,1424	103,7894	103,0316
28.02.2020	110,0086	103,7171	102,9509
31.01.2020	109,8917	103,6539	102,8804
31.12.2019	109,7624	103,5840	102,8024
29.11.2019	109,6287	103,5117	102,7216
31.10.2019	109,5076	103,4462	102,6485
30.09.2019	109,3784	103,3762	102,5705
30.08.2019	109,2493	103,3062	102,4924

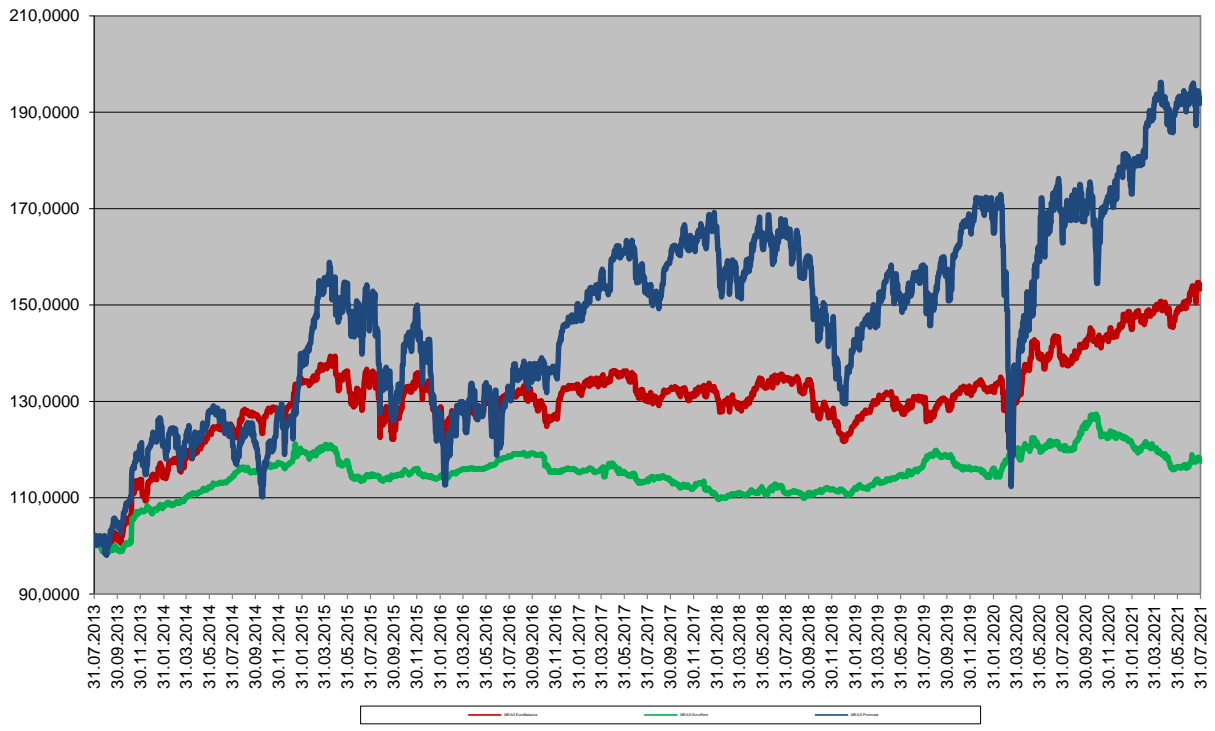
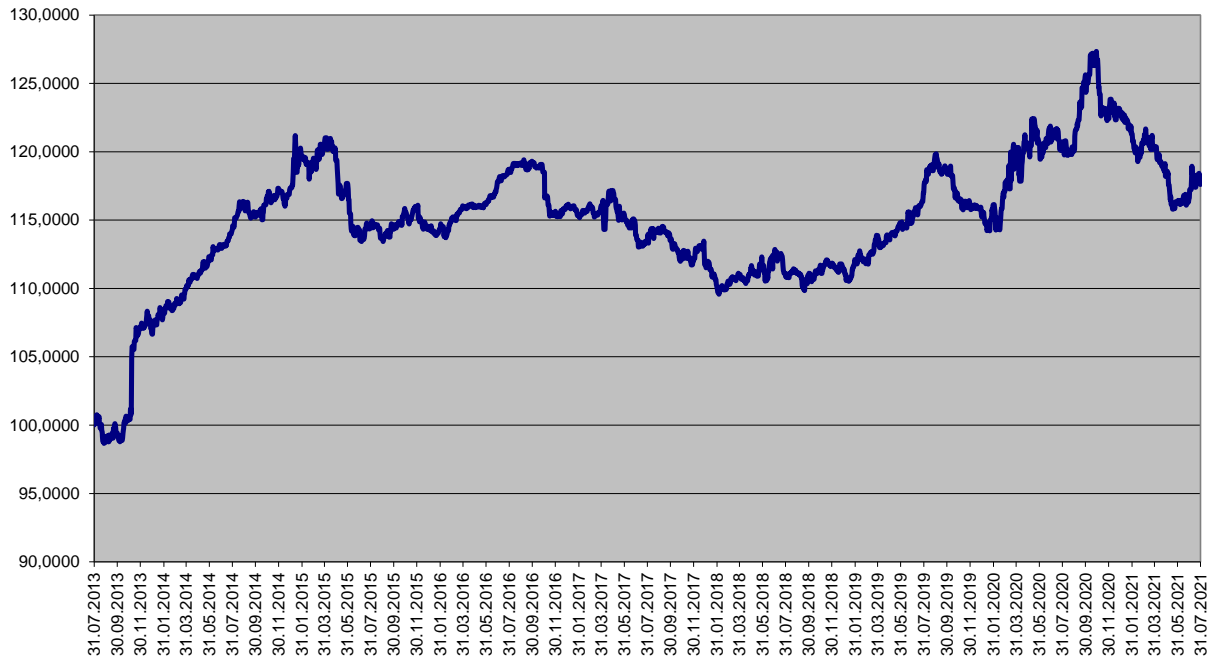
### Finanční fond MEAG ProInvest



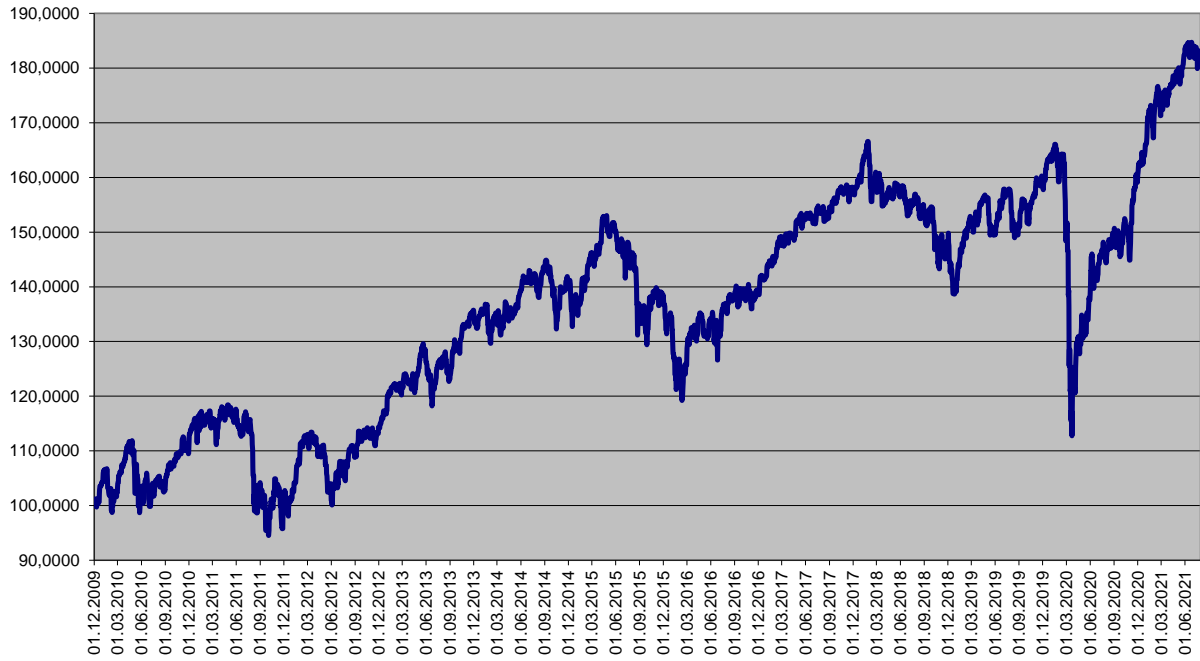
### Finanční fond MEAG EuroBalance



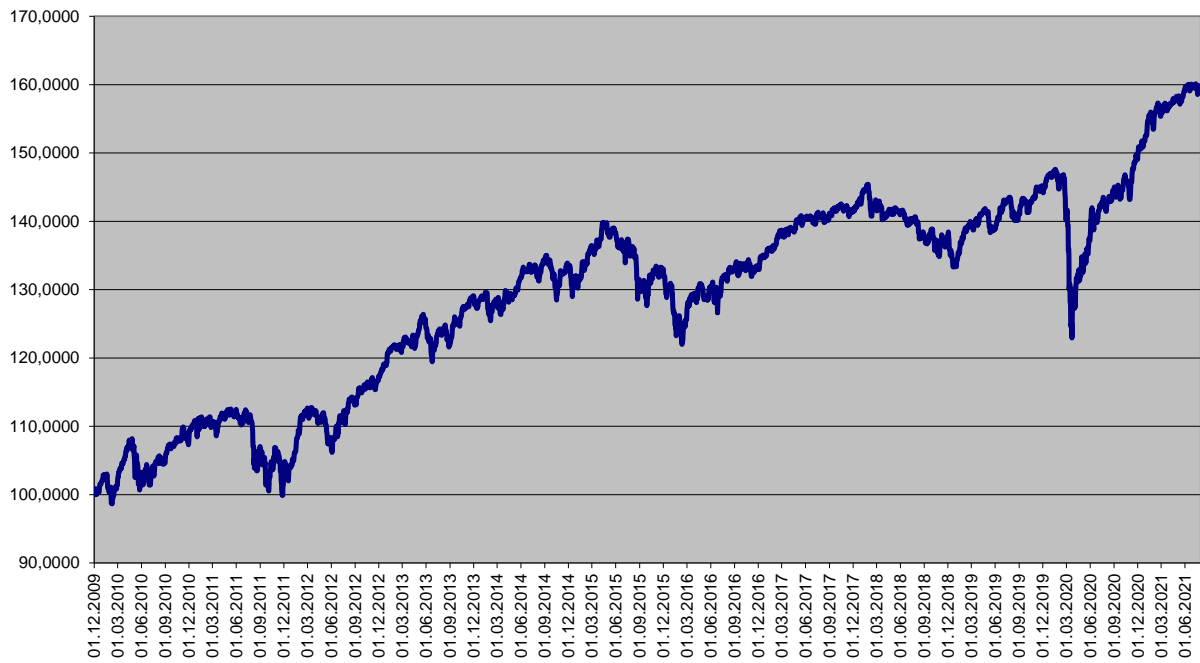
### Finanční fond MEAG EuroRent



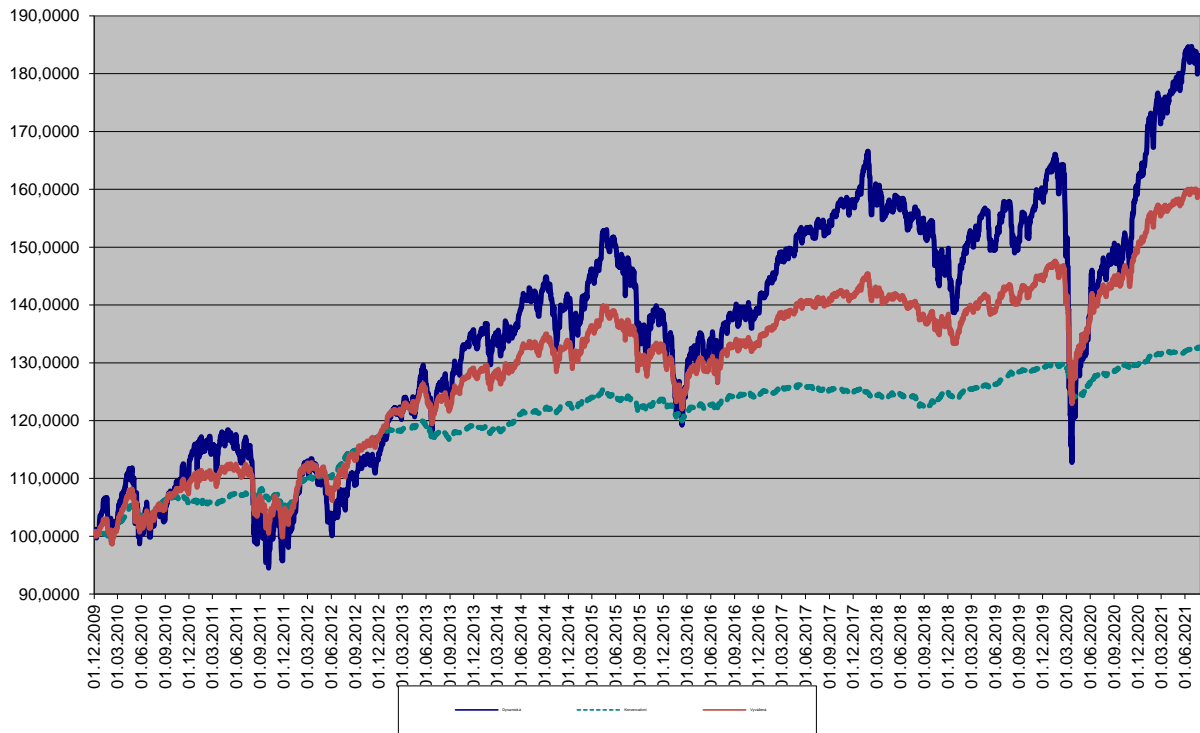
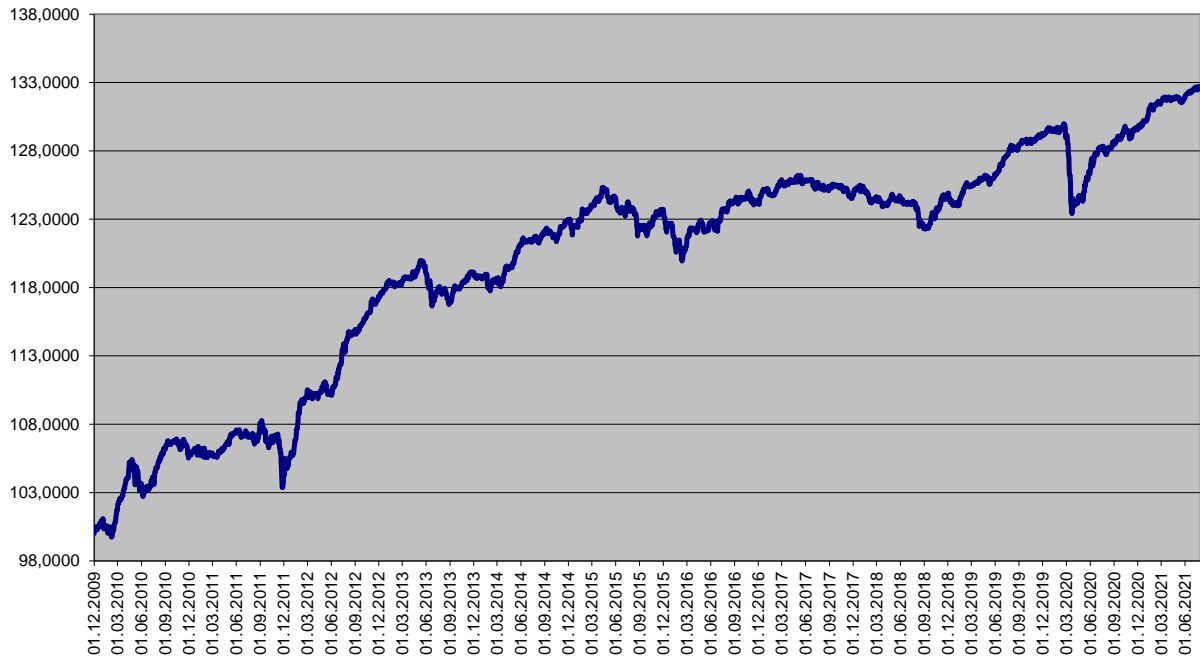
### Dynamická strategie



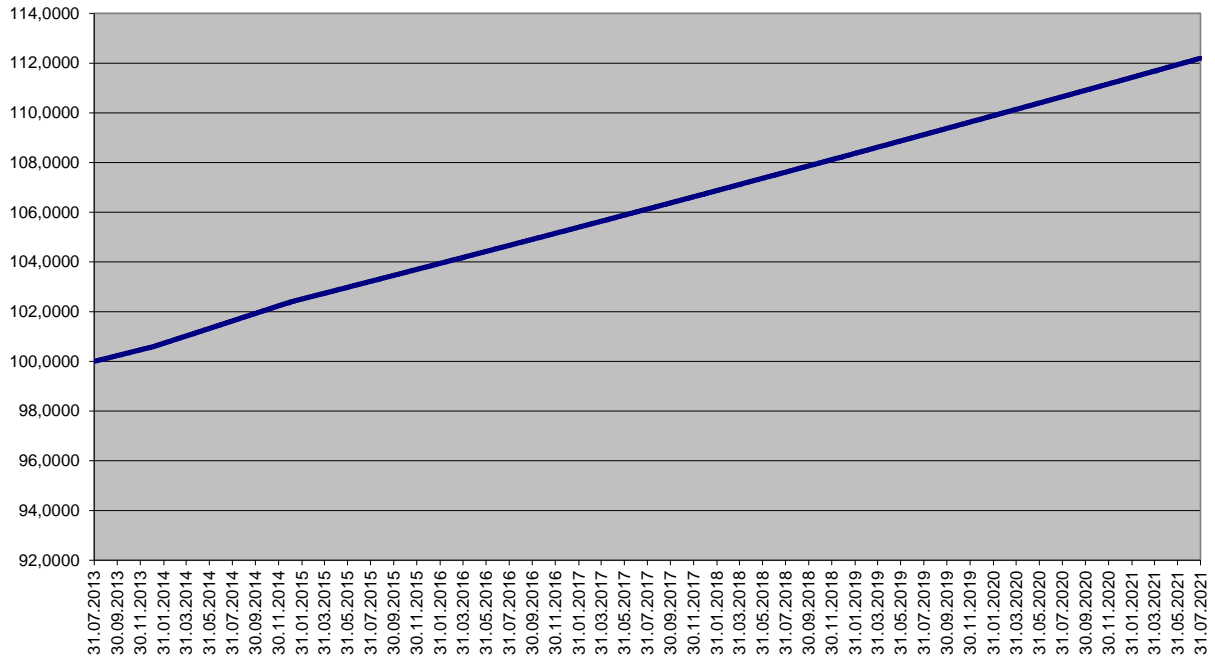
### Vyvážená strategie



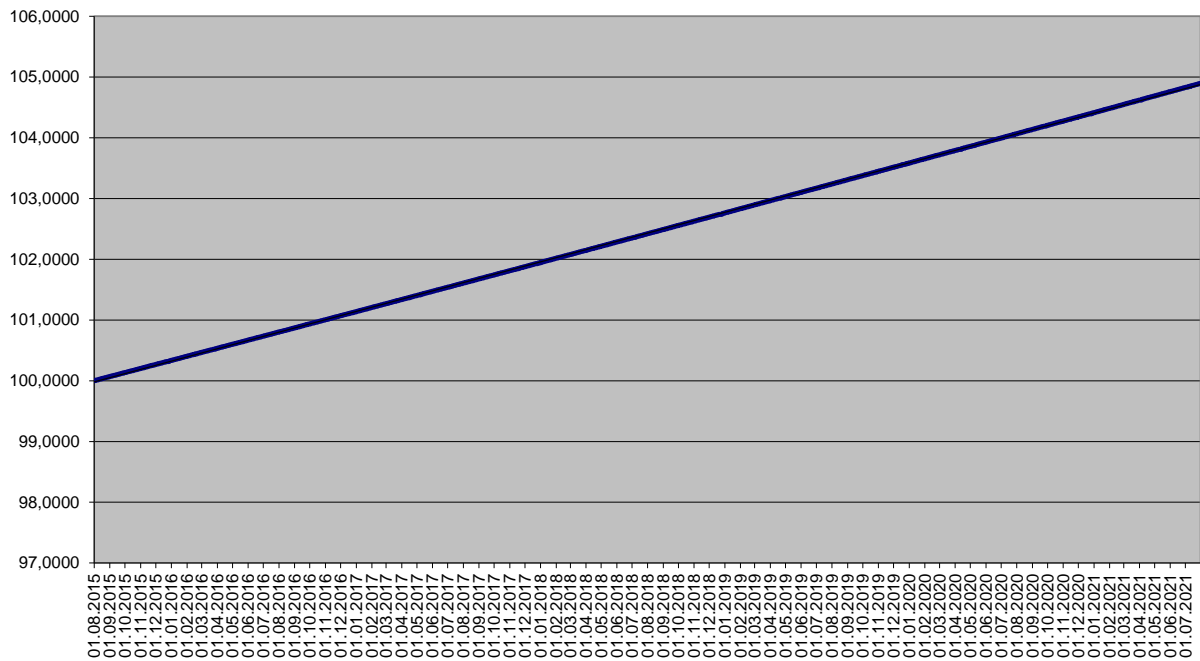
### Konzervativní strategie



### Garantovaný fond



### Garantovaný fond 2015



### Garantovaný fond 2016

