

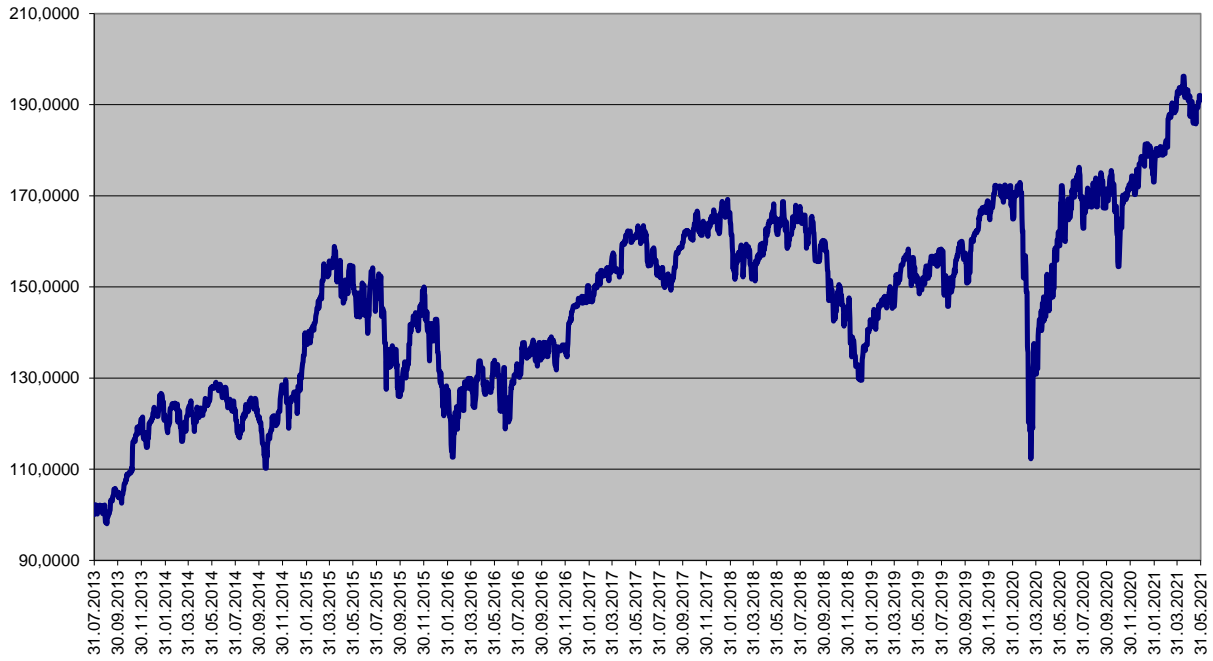
Ceny podílových jednotek
Investiční životní pojištění

Datum	MEAG EuroBalance	Fond MEAG EuroRent	MEAG Proinvest	Dynamická (Conseq)	Strategie Vyvážená (Conseq)	Konzervativní (Conseq)
31.05.2021	148,4290	116,2717	191,1382	182,4883	131,8389	159,072
28.05.2021	148,6754	116,2717	192,0155	182,4071	131,8859	159,0536
27.05.2021	148,0259	116,1887	190,6292	181,6564	131,7827	158,7577
26.05.2021	147,8377	116,3464	190,4509	181,2179	131,7411	158,6017
25.05.2021	147,6159	116,1597	190,5594	180,7072	131,6346	158,3746
24.05.2021	146,6875	115,8446	189,3252	180,4189	131,6422	158,2549
21.05.2021	146,8028	115,9357	189,4741	180,0653	131,6306	158,1298
20.05.2021	146,9802	116,1195	189,1057	179,9431	131,6434	158,1339
19.05.2021	145,3205	115,8009	185,7657	178,4717	131,5136	157,527
18.05.2021	146,1951	115,8072	188,5209	179,5526	131,5904	157,9299
17.05.2021	146,6181	116,1033	188,8850	179,1002	131,6221	157,8051
14.05.2021	146,8608	116,1553	188,8389	178,8404	131,647	157,7268
13.05.2021	145,8401	116,7302	186,2967	177,0823	131,6009	157,1423
12.05.2021	145,5265	116,4792	185,8961	177,1735	131,6242	157,1853
11.05.2021	146,7811	116,8803	186,2967	178,2513	131,6699	157,6153
10.05.2021	148,0563	117,2117	189,6434	179,9459	131,7882	158,2534
07.05.2021	149,2981	117,5862	190,7028	180,0711	131,8852	158,3553
06.05.2021	149,3565	118,4555	189,7789	179,0863	131,9101	158,1199
05.05.2021	149,2713	118,2871	190,3562	178,6637	131,9148	157,9451
04.05.2021	148,2806	118,5693	187,4185	177,5788	131,9394	157,6145
03.05.2021	149,2844	118,1805	191,8949	178,4675	131,9045	157,8807
30.04.2021	149,4123	118,5629	191,3880	178,2753	157,8687	131,9113
31.03.2021	148,9640	120,4059	191,6009	175,1412	156,6391	131,7957
26.02.2021	146,4084	120,6361	179,1955	171,3250	155,3742	131,4121
29.01.2021	144,9013	121,3190	173,0237	167,2410	153,4692	130,9906
31.12.2020	145,9256	122,7916	177,4764	166,1230	152,5658	130,2046
30.11.2020	142,3996	122,4190	171,5410	159,1027	149,0504	129,5297
30.10.2020	141,7521	126,7341	154,4578	144,8853	143,1900	128,8783
30.09.2020	142,6505	125,6299	171,5091	147,9257	144,5905	129,1663
31.08.2020	139,1588	120,0515	169,4177	148,9464	144,0753	128,4978
31.07.2020	137,6045	120,1600	162,8729	144,3895	141,4587	127,7209
30.06.2020	139,7981	121,3806	167,3824	142,1708	140,4209	127,9283
29.05.2020	139,0954	120,6837	159,3228	137,6487	137,2123	126,3200
30.04.2020	137,1052	120,6210	149,5225	133,6407	134,1356	124,5731
31.03.2020	130,7366	119,3723	135,0752	123,5891	128,8503	124,0940
28.02.2020	128,1386	117,1059	151,9941	148,4079	140,1762	128,9553
31.01.2020	131,9432	116,1285	164,9080	159,2110	144,7315	129,3551
31.12.2019	133,4263	115,2331	170,0926	162,9799	146,4867	129,4348
29.11.2019	132,3957	116,0816	168,4510	159,4856	144,8681	129,2294
31.10.2019	131,5911	116,3938	162,4185	156,3934	143,3157	128,6866
30.09.2019	130,1603	118,6518	157,1547	154,9130	142,9067	128,8580
30.08.2019	128,6129	119,7920	152,4157	151,5712	141,2409	128,4041
31.07.2019	129,5746	117,0033	155,0384	156,2797	143,0452	128,2501
28.06.2019	128,7802	114,8349	152,4691	155,3980	141,7658	126,9640

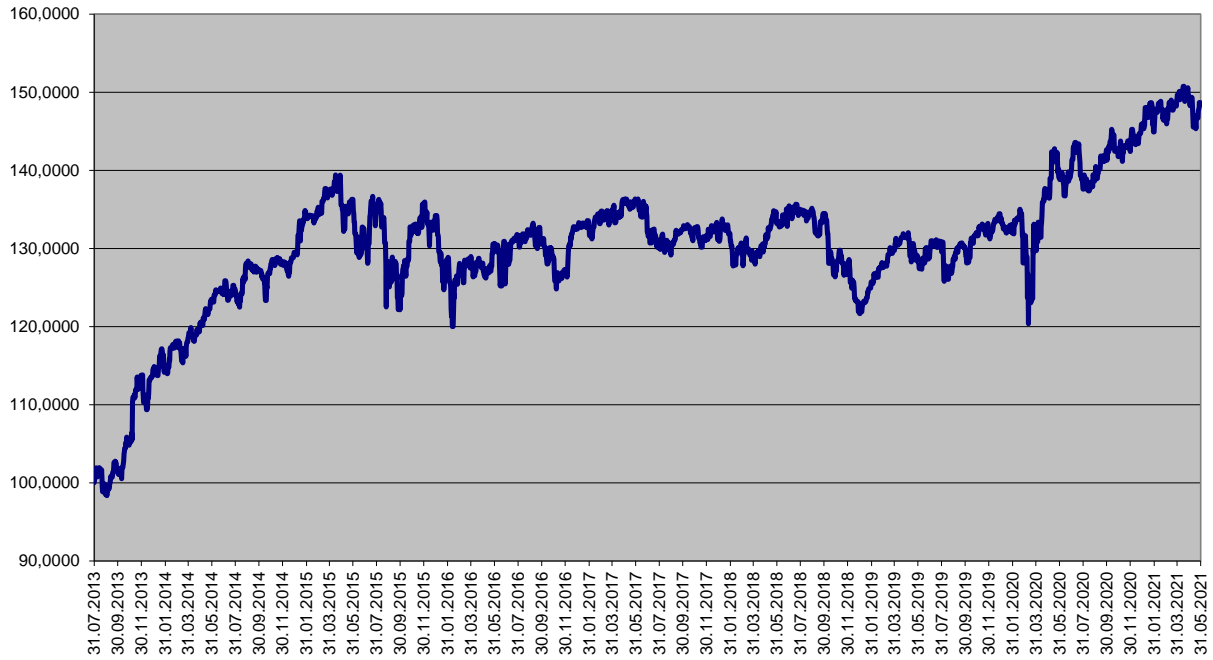
Ceny podílových jednotek
Investiční životní pojištění

Datum	Garantovaný	Garantovaný 2015	Garantovaný 2016
31.05.2021	111,9419	104,7579	104,1133
28.05.2021	111,9292	104,7511	104,1057
27.05.2021	111,9249	104,7488	104,1031
26.05.2021	111,9206	104,7465	104,1006
25.05.2021	111,9164	104,7442	104,0980
24.05.2021	111,9121	104,7419	104,0954
21.05.2021	111,8994	104,7351	104,0878
20.05.2021	111,8951	104,7328	104,0852
19.05.2021	111,8908	104,7305	104,0827
18.05.2021	111,8866	104,7282	104,0801
17.05.2021	111,8823	104,7259	104,0776
14.05.2021	111,8696	104,7191	104,0699
13.05.2021	111,8653	104,7168	104,0674
12.05.2021	111,8611	104,7145	104,0648
11.05.2021	111,8568	104,7122	104,0623
10.05.2021	111,8525	104,7100	104,0597
07.05.2021	111,8398	104,7031	104,0521
06.05.2021	111,8355	104,7008	104,0495
05.05.2021	111,8313	104,6985	104,0470
04.05.2021	111,8270	104,6963	104,0444
03.05.2021	111,8228	104,6940	104,0419
30.04.2021	111,8100	104,6871	104,0342
31.03.2021	111,6825	104,6187	103,9577
26.02.2021	111,5403	104,5423	103,8724
29.01.2021	111,4217	104,4786	103,8012
31.12.2020	111,2990	104,4127	103,7276
30.11.2020	111,1680	104,3422	103,6489
30.10.2020	111,0372	104,2718	103,5703
30.09.2020	110,9107	104,2037	103,4942
31.08.2020	110,7844	104,1357	103,4183
31.07.2020	110,6540	104,0655	103,3398
30.06.2020	110,5238	103,9952	103,2614
29.05.2020	110,3896	103,9228	103,1805
30.04.2020	110,2680	103,8572	103,1073
31.03.2020	110,1424	103,7894	103,0316
28.02.2020	110,0086	103,7171	102,9509
31.01.2020	109,8917	103,6539	102,8804
31.12.2019	109,7624	103,5840	102,8024
29.11.2019	109,6287	103,5117	102,7216
31.10.2019	109,5076	103,4462	102,6485
30.09.2019	109,3784	103,3762	102,5705
30.08.2019	109,2493	103,3062	102,4924
31.07.2019	109,1246	103,2386	102,4170
28.06.2019	108,9875	103,1643	102,3341

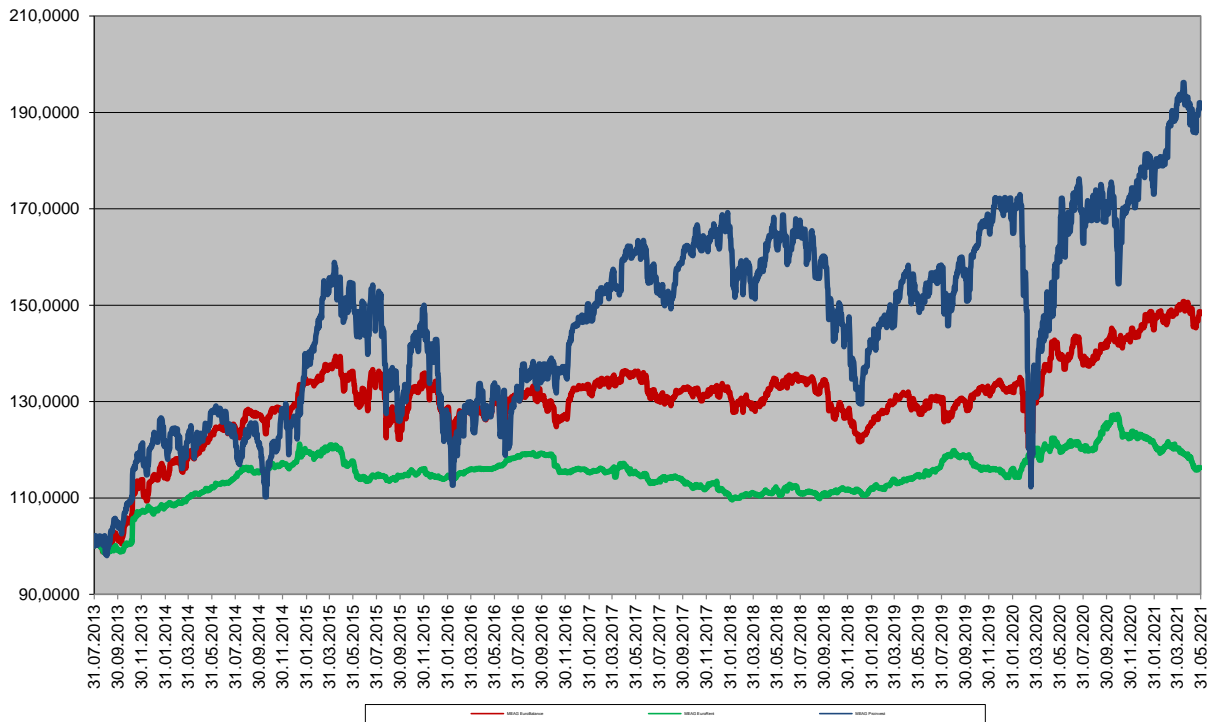
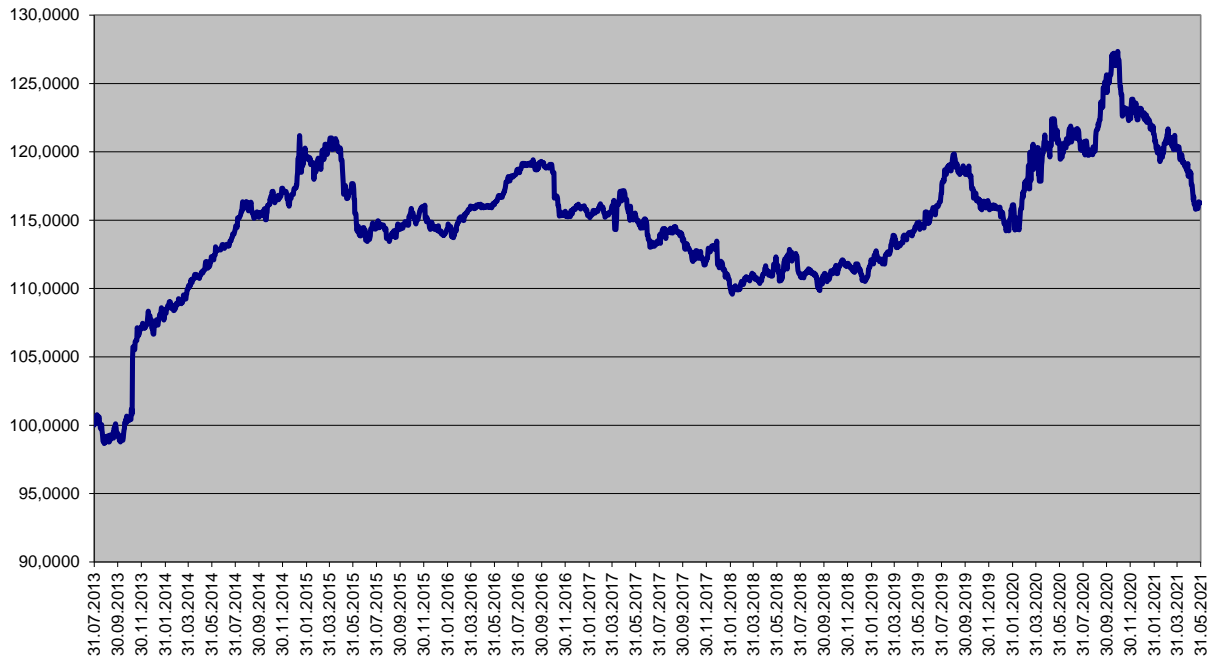
Finanční fond MEAG ProInvest



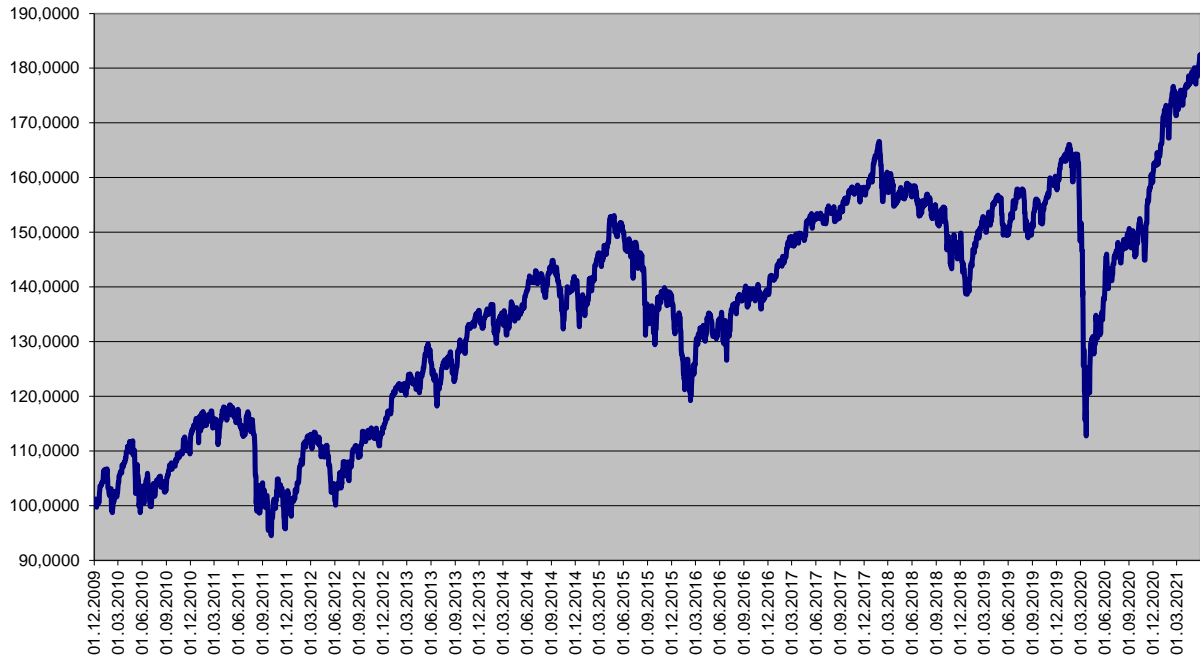
Finanční fond MEAG EuroBalance



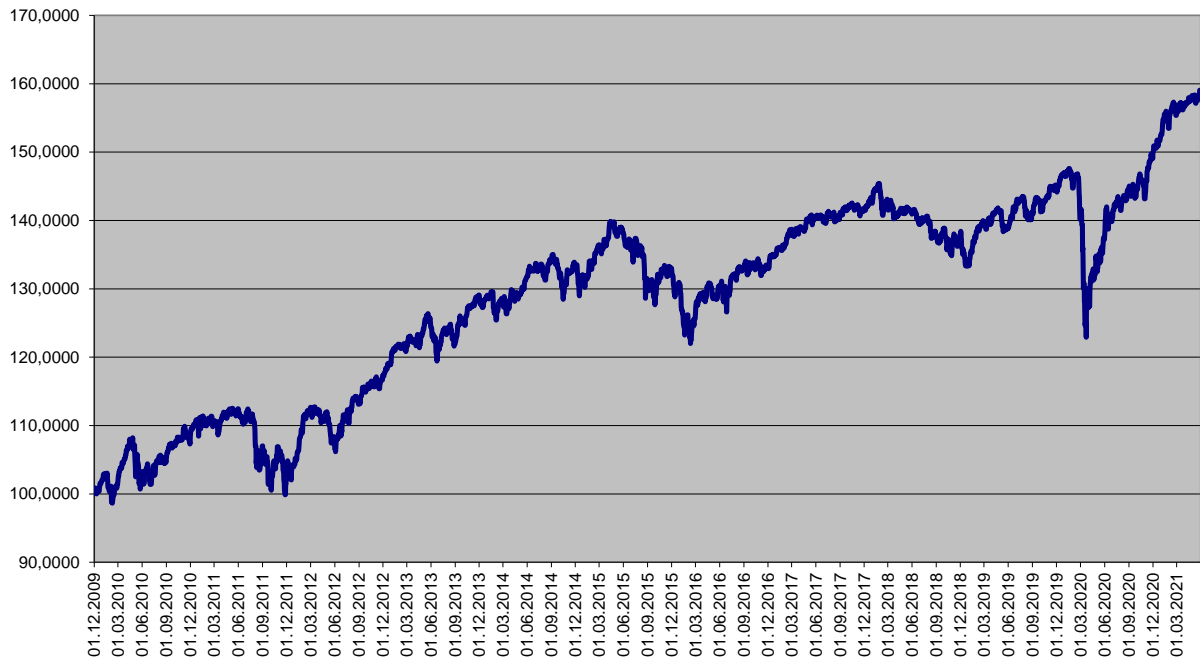
Finanční fond MEAG EuroRent



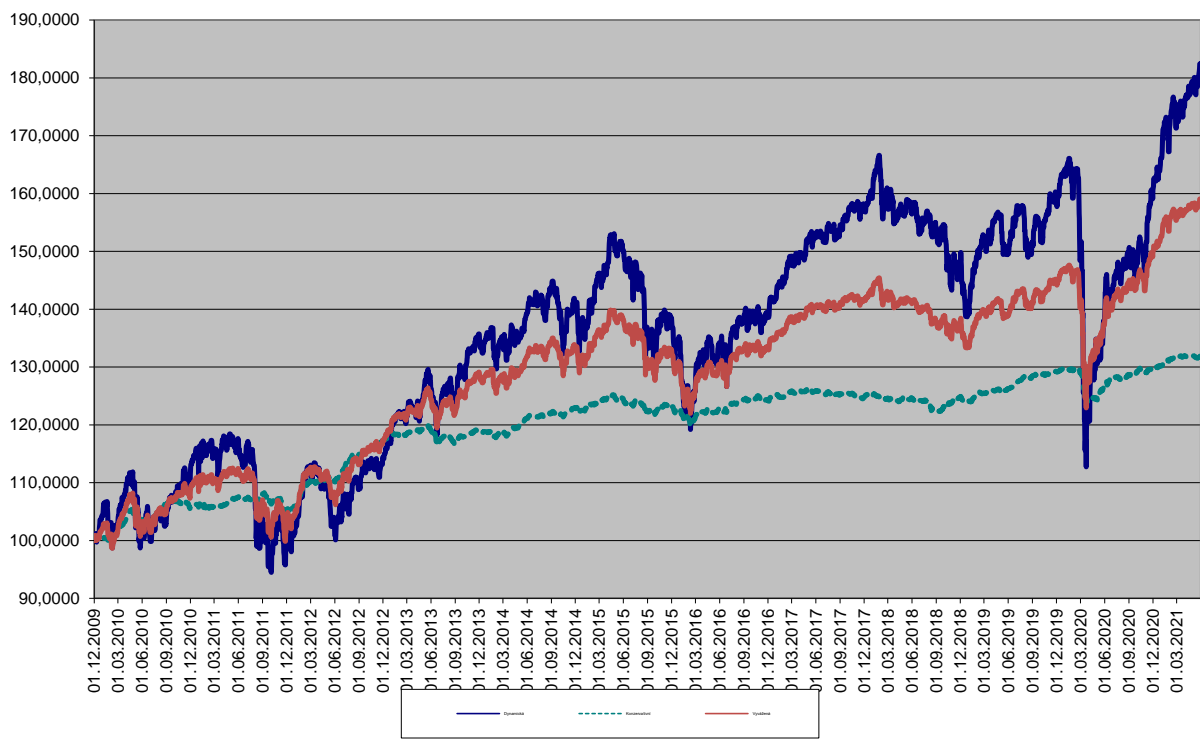
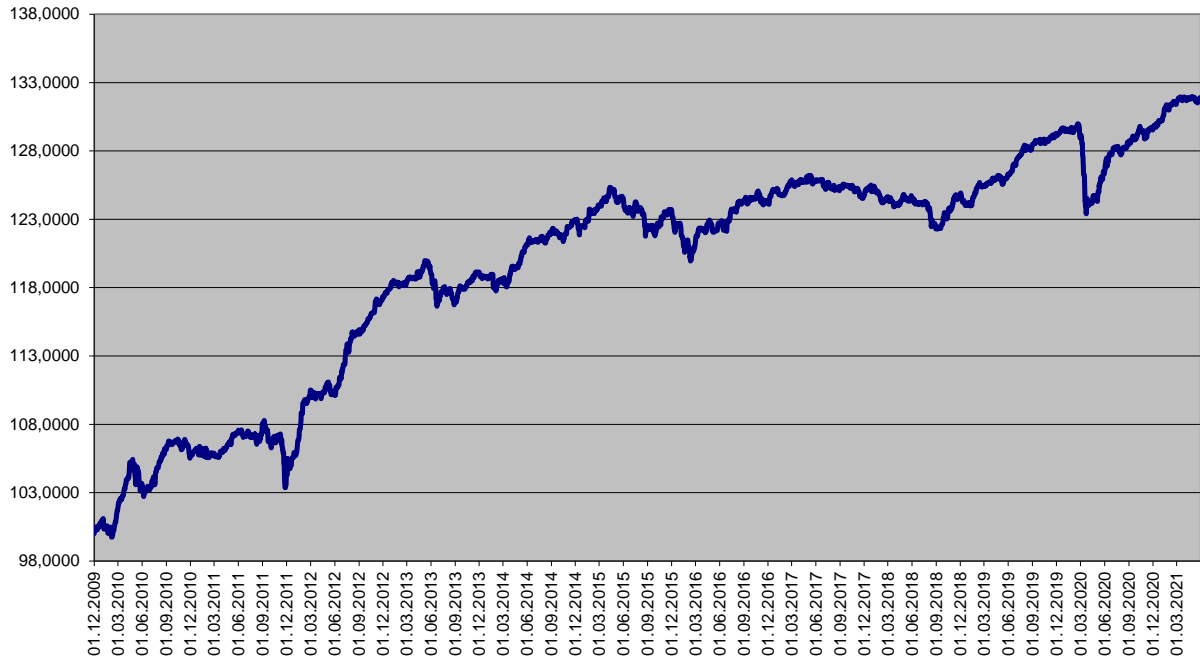
Dynamická strategie



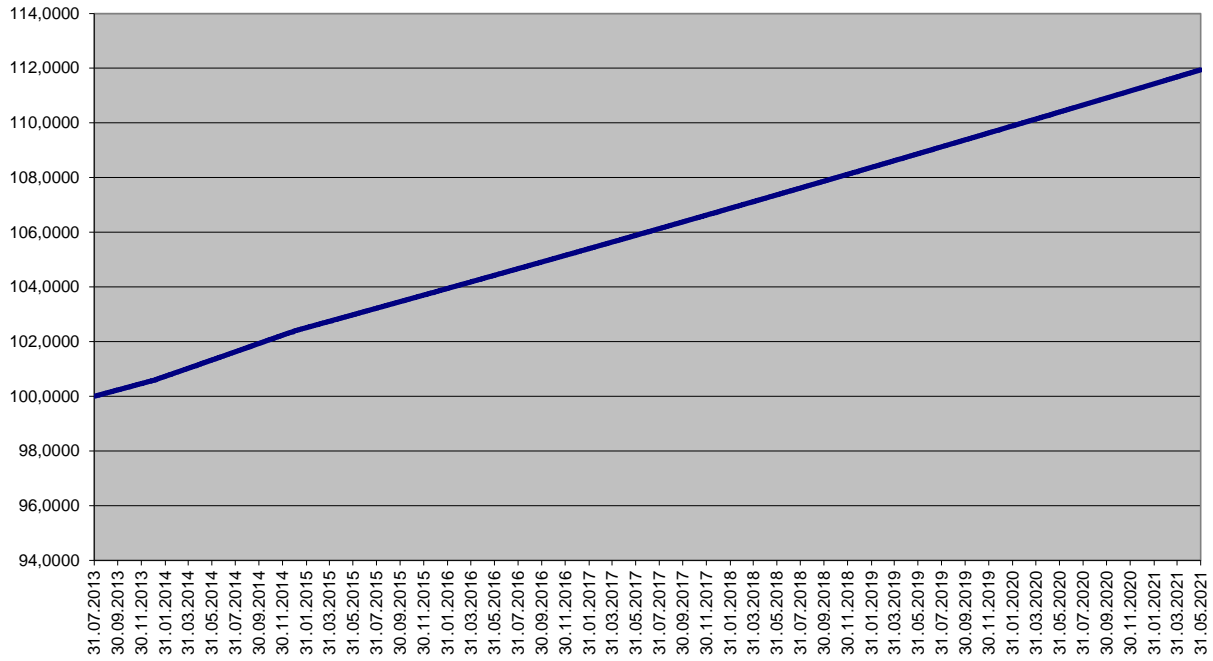
Vyvážená strategie



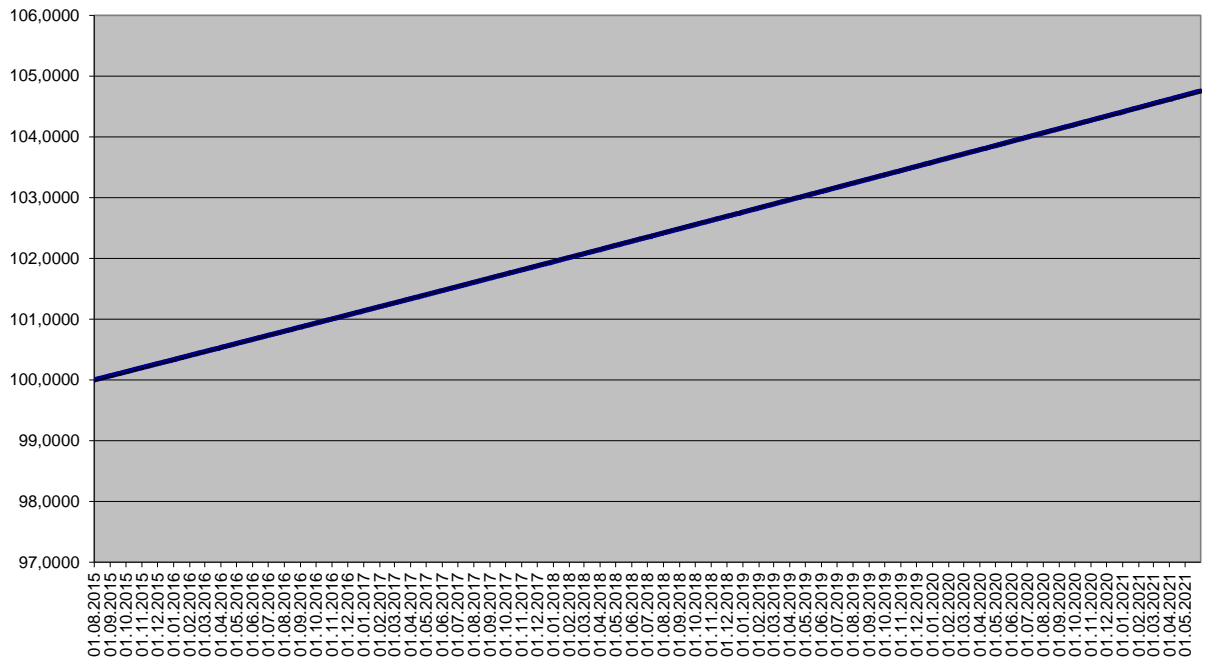
Konzervativní strategie



Garantovaný fond



Garantovaný fond 2015



Garantovaný fond 2016

