

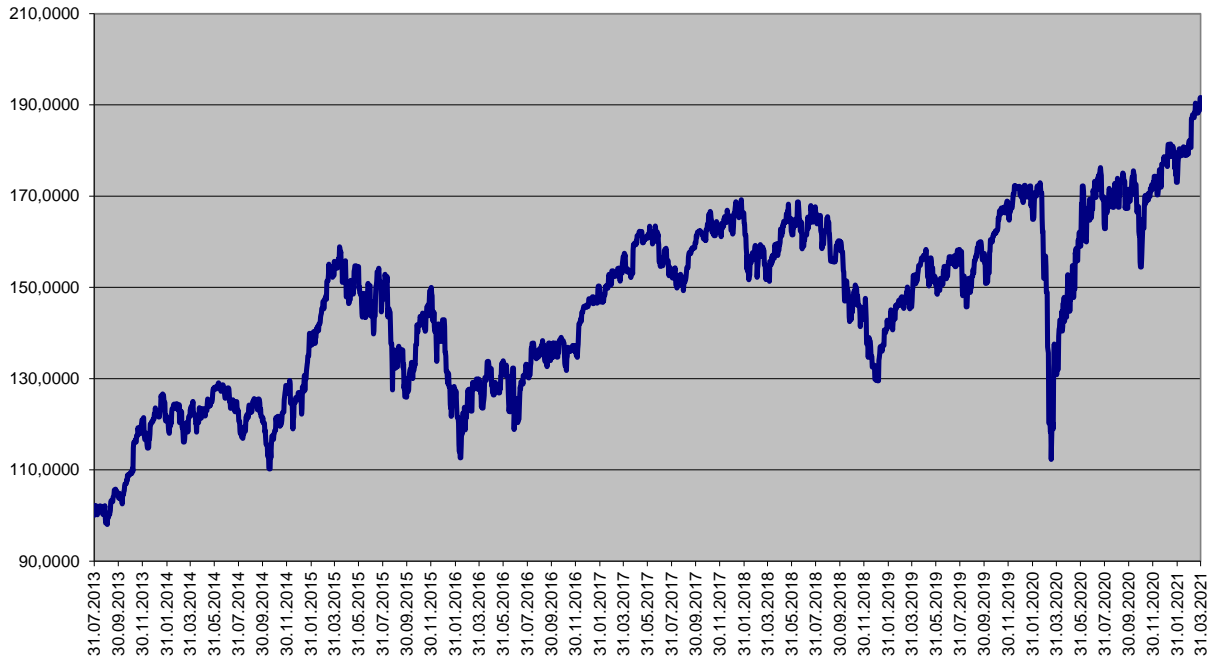
Ceny podílových jednotek
Investiční životní pojištění

Datum	MEAG EuroBalance	Fond MEAG EuroRent	MEAG Proinvest	Dynamická (Conseq)	Strategie Vyvážená (Conseq)	Konzervativní (Conseq)
31.03.2021	148,9640	120,4059	191,6009	175,1412	156,6391	131,7957
30.03.2021	148,8753	120,1604	191,5471	175,4189	156,8998	131,9473
29.03.2021	148,2149	120,1830	189,2061	174,7949	156,6371	131,8692
26.03.2021	148,5464	120,3974	188,6954	174,9976	156,6939	131,8392
25.03.2021	148,3084	121,2052	188,2235	173,3107	156,1976	131,8446
24.03.2021	148,1895	120,9897	188,2411	173,1909	156,1713	131,8512
23.03.2021	148,2091	120,8667	188,8395	174,1108	156,4712	131,7998
22.03.2021	147,9088	120,1600	188,4007	174,8455	156,6090	131,6760
19.03.2021	147,6895	120,3751	188,1945	175,2001	156,9093	131,8491
18.03.2021	148,3210	120,4058	190,3891	175,7742	157,1650	131,9066
17.03.2021	148,3150	120,4366	188,2153	175,6303	157,1136	131,9235
16.03.2021	148,9983	121,0051	188,3635	175,9910	157,2773	131,9467
15.03.2021	148,6402	121,0589	187,2105	175,4621	157,0501	131,9094
12.03.2021	148,1064	120,6591	187,2141	175,3889	156,9660	131,8306
11.03.2021	148,7010	120,9817	187,8409	175,5238	157,0624	131,8414
10.03.2021	147,8456	120,9667	187,3596	174,0871	156,5218	131,8565
09.03.2021	148,0057	121,2434	186,9009	173,3354	156,2639	131,8652
08.03.2021	147,4614	121,6723	186,8656	172,5940	156,0609	131,8773
05.03.2021	146,5903	121,2585	180,6117	172,3987	155,9142	131,7349
04.03.2021	145,9316	120,9513	182,0856	172,5153	155,9287	131,6565
03.03.2021	146,6831	120,6129	182,1634	173,6235	156,2952	131,6410
02.03.2021	147,6195	120,8814	182,0241	173,6134	156,3147	131,6514
01.03.2021	147,7352	120,6422	181,4580	174,1776	156,4818	131,5862
26.02.2021	146,4084	120,6361	179,1955	171,3250	155,3742	131,4121
29.01.2021	144,9013	121,3190	173,0237	167,2410	153,4692	130,9906
31.12.2020	145,9256	122,7916	177,4764	166,1230	152,5658	130,2046
30.11.2020	142,3996	122,4190	171,5410	159,1027	149,0504	129,5297
30.10.2020	141,7521	126,7341	154,4578	144,8853	143,1900	128,8783
30.09.2020	142,6505	125,6299	171,5091	147,9257	144,5905	129,1663
31.08.2020	139,1588	120,0515	169,4177	148,9464	144,0753	128,4978
31.07.2020	137,6045	120,1600	162,8729	144,3895	141,4587	127,7209
30.06.2020	139,7981	121,3806	167,3824	142,1708	140,4209	127,9283
29.05.2020	139,0954	120,6837	159,3228	137,6487	137,2123	126,3200
30.04.2020	137,1052	120,6210	149,5225	133,6407	134,1356	124,5731
31.03.2020	130,7366	119,3723	135,0752	123,5891	128,8503	124,0940
28.02.2020	128,1386	117,1059	151,9941	148,4079	140,1762	128,9553
31.01.2020	131,9432	116,1285	164,9080	159,2110	144,7315	129,3551
31.12.2019	133,4263	115,2331	170,0926	162,9799	146,4867	129,4348
29.11.2019	132,3957	116,0816	168,4510	159,4856	144,8681	129,2294
31.10.2019	131,5911	116,3938	162,4185	156,3934	143,3157	128,6866
30.09.2019	130,1603	118,6518	157,1547	154,9130	142,9067	128,8580
30.08.2019	128,6129	119,7920	152,4157	151,5712	141,2409	128,4041
31.07.2019	129,5746	117,0033	155,0384	156,2797	143,0452	128,2501
28.06.2019	128,7802	114,8349	152,4691	155,3980	141,7658	126,9640
31.05.2019	128,2687	114,6921	150,2692	149,5616	138,8741	126,2206
30.04.2019	131,5608	113,6234	157,0049	155,9685	141,1991	125,9184

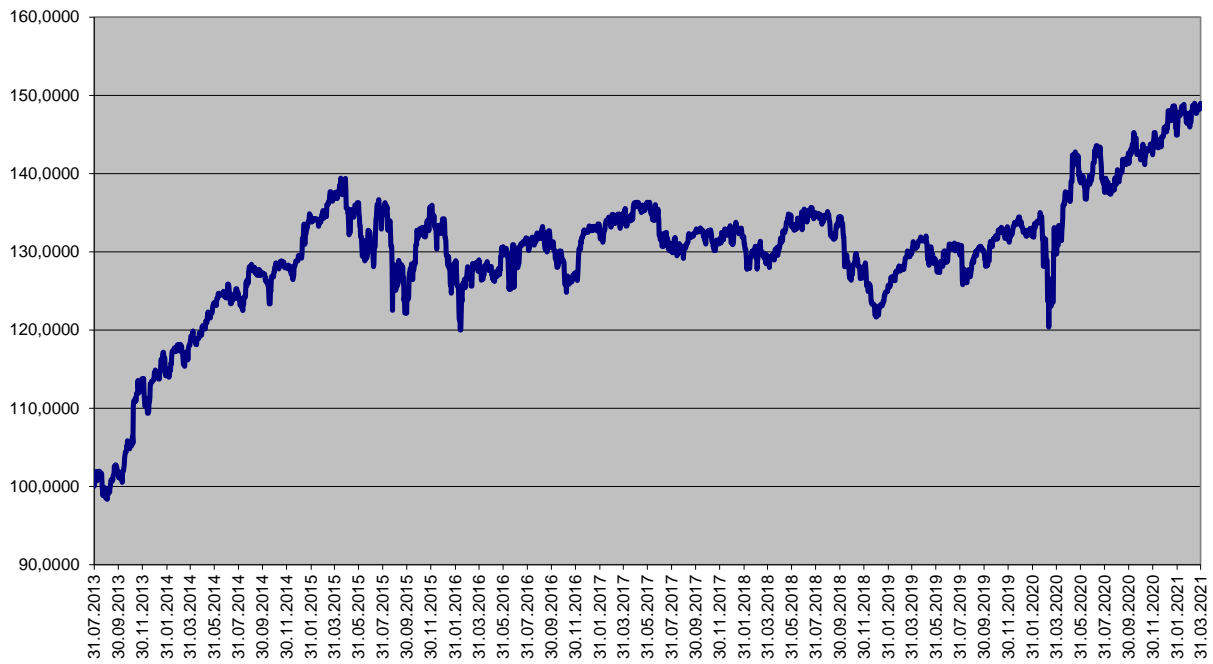
Ceny podílových jednotek
Investiční životní pojištění

Datum	Garantovaný	Garantovaný 2015	Garantovaný 2016
31.03.2021	111,6825	104,6187	103,9577
30.03.2021	111,6782	104,6164	103,9552
29.03.2021	111,6740	104,6141	103,9526
26.03.2021	111,6612	104,6073	103,9450
25.03.2021	111,6570	104,6050	103,9425
24.03.2021	111,6528	104,6027	103,9399
23.03.2021	111,6485	104,6004	103,9374
22.03.2021	111,6443	104,5982	103,9348
19.03.2021	111,6315	104,5913	103,9272
18.03.2021	111,6273	104,5890	103,9246
17.03.2021	111,6230	104,5868	103,9221
16.03.2021	111,6188	104,5845	103,9195
15.03.2021	111,6145	104,5822	103,9170
12.03.2021	111,6018	104,5754	103,9093
11.03.2021	111,5976	104,5731	103,9068
10.03.2021	111,5933	104,5708	103,9042
09.03.2021	111,5891	104,5685	103,9017
08.03.2021	111,5848	104,5662	103,8991
05.03.2021	111,5721	104,5594	103,8915
04.03.2021	111,5678	104,5571	103,8890
03.03.2021	111,5636	104,5548	103,8864
02.03.2021	111,5594	104,5526	103,8839
01.03.2021	111,5551	104,5503	103,8813
26.02.2021	111,5403	104,5423	103,8724
29.01.2021	111,4217	104,4786	103,8012
31.12.2020	111,2990	104,4127	103,7276
30.11.2020	111,1680	104,3422	103,6489
30.10.2020	111,0372	104,2718	103,5703
30.09.2020	110,9107	104,2037	103,4942
31.08.2020	110,7844	104,1357	103,4183
31.07.2020	110,6540	104,0655	103,3398
30.06.2020	110,5238	103,9952	103,2614
29.05.2020	110,3896	103,9228	103,1805
30.04.2020	110,2680	103,8572	103,1073
31.03.2020	110,1424	103,7894	103,0316
28.02.2020	110,0086	103,7171	102,9509
31.01.2020	109,8917	103,6539	102,8804
31.12.2019	109,7624	103,5840	102,8024
29.11.2019	109,6287	103,5117	102,7216
31.10.2019	109,5076	103,4462	102,6485
30.09.2019	109,3784	103,3762	102,5705
30.08.2019	109,2493	103,3062	102,4924
31.07.2019	109,1246	103,2386	102,4170
28.06.2019	108,9875	103,1643	102,3341
31.05.2019	108,8713	103,1012	102,2637
30.04.2019	108,7428	103,0315	102,1860

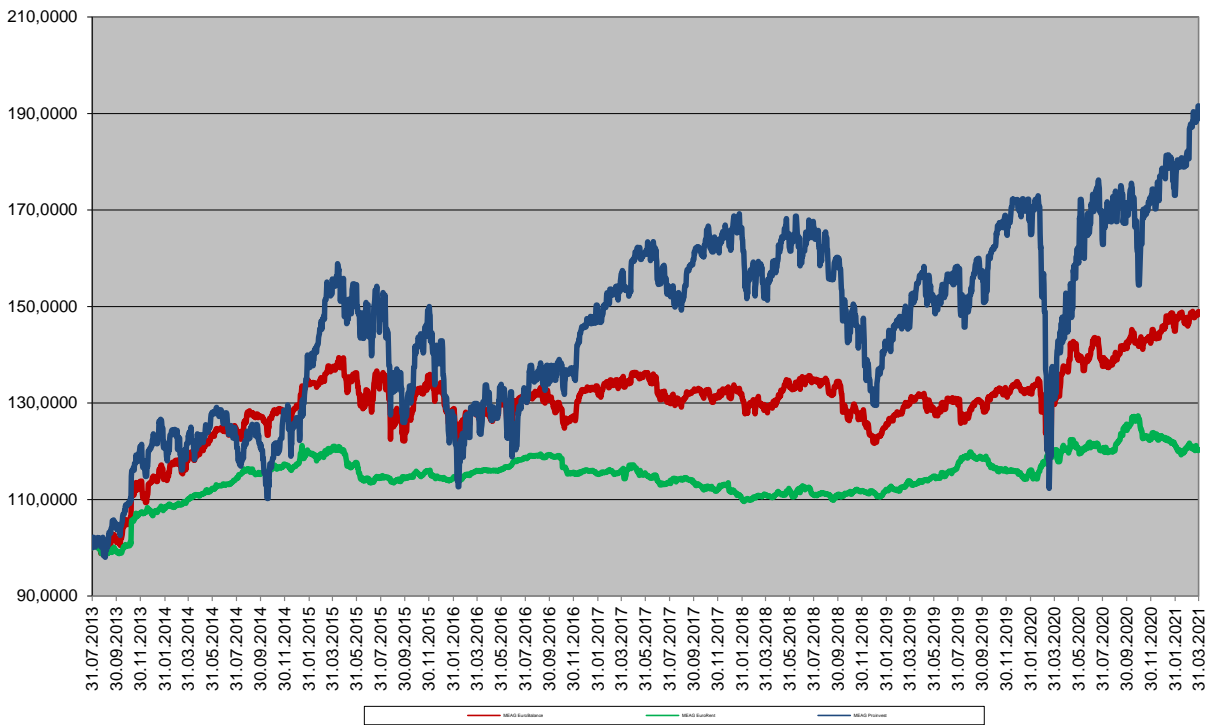
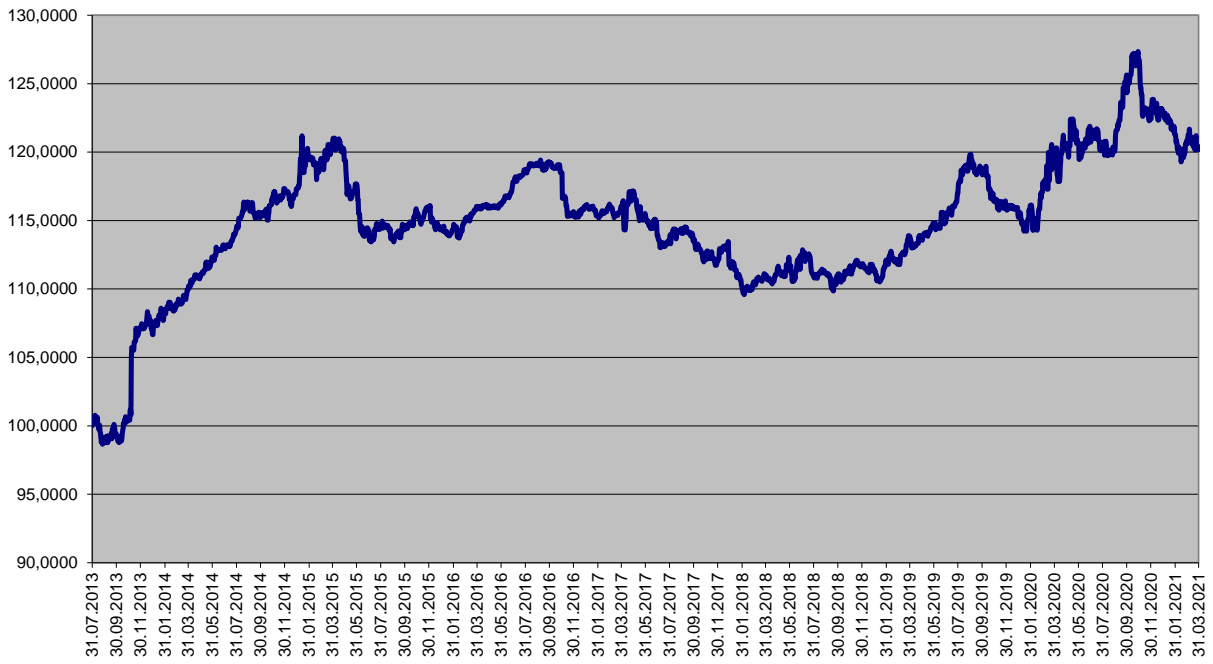
Finanční fond MEAG ProInvest



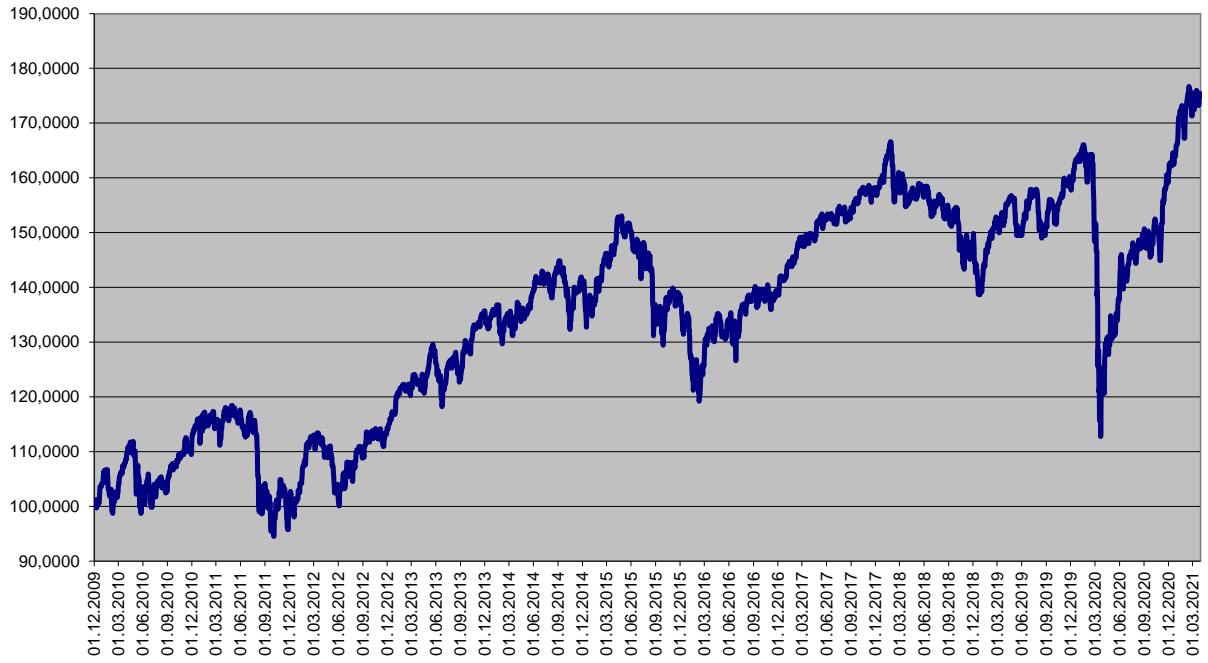
Finanční fond MEAG EuroBalance



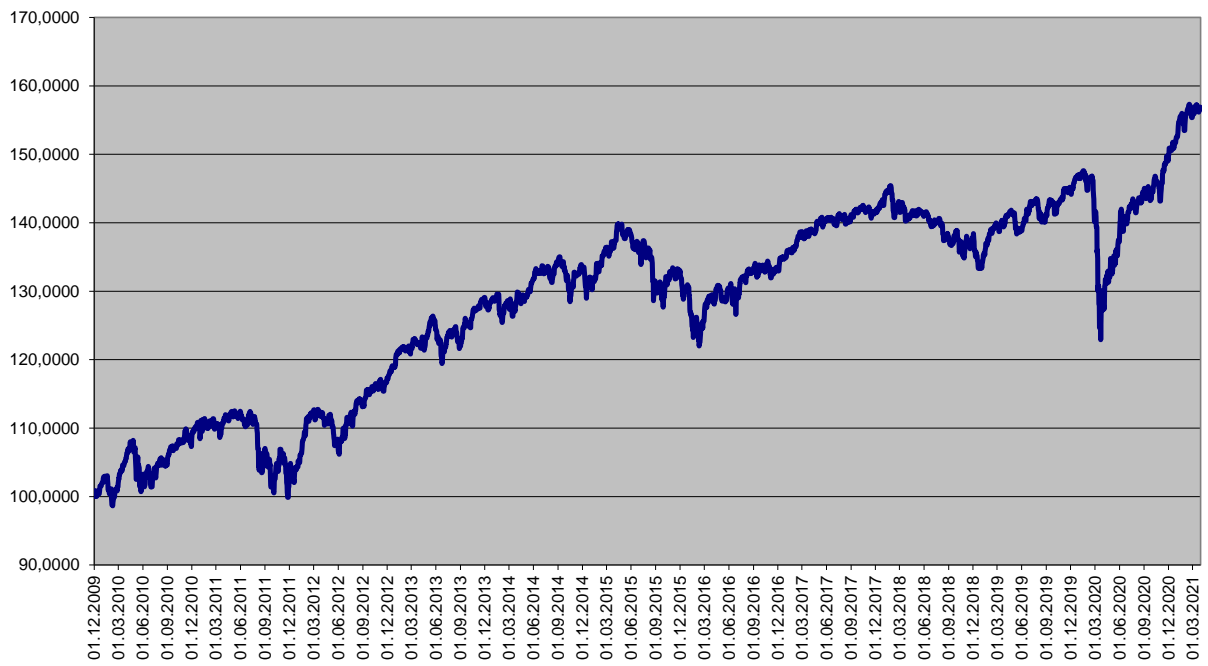
Finanční fond MEAG EuroRent



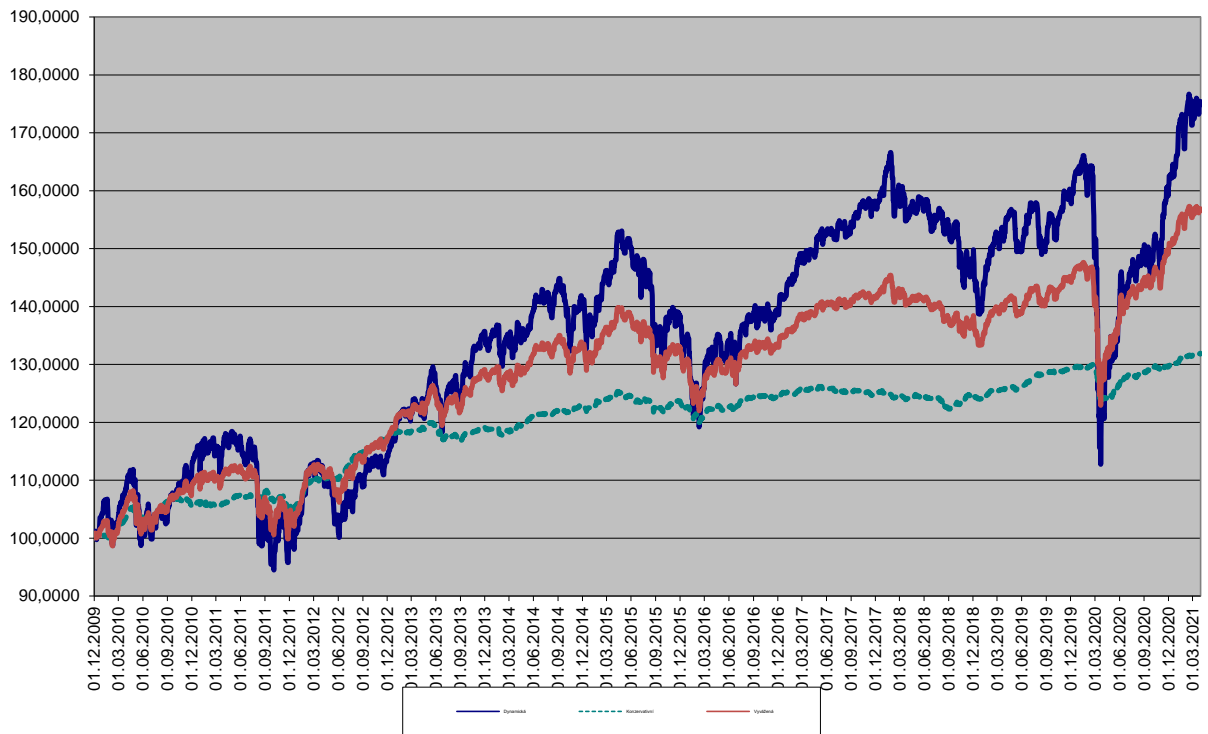
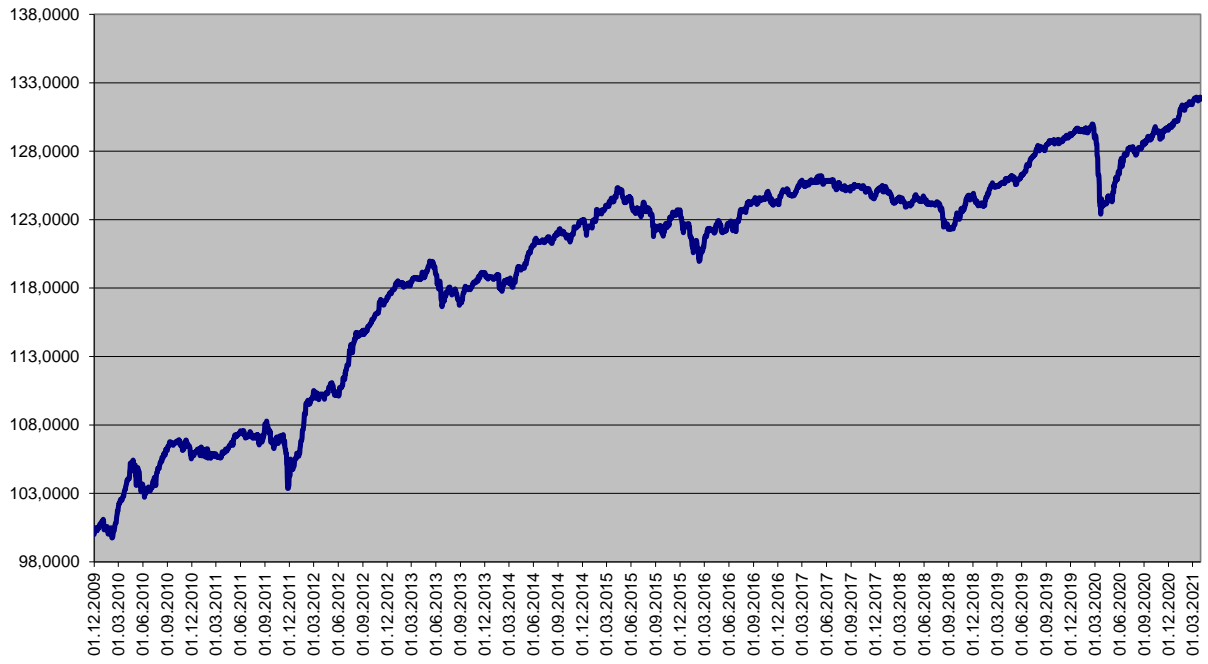
Dynamická strategie



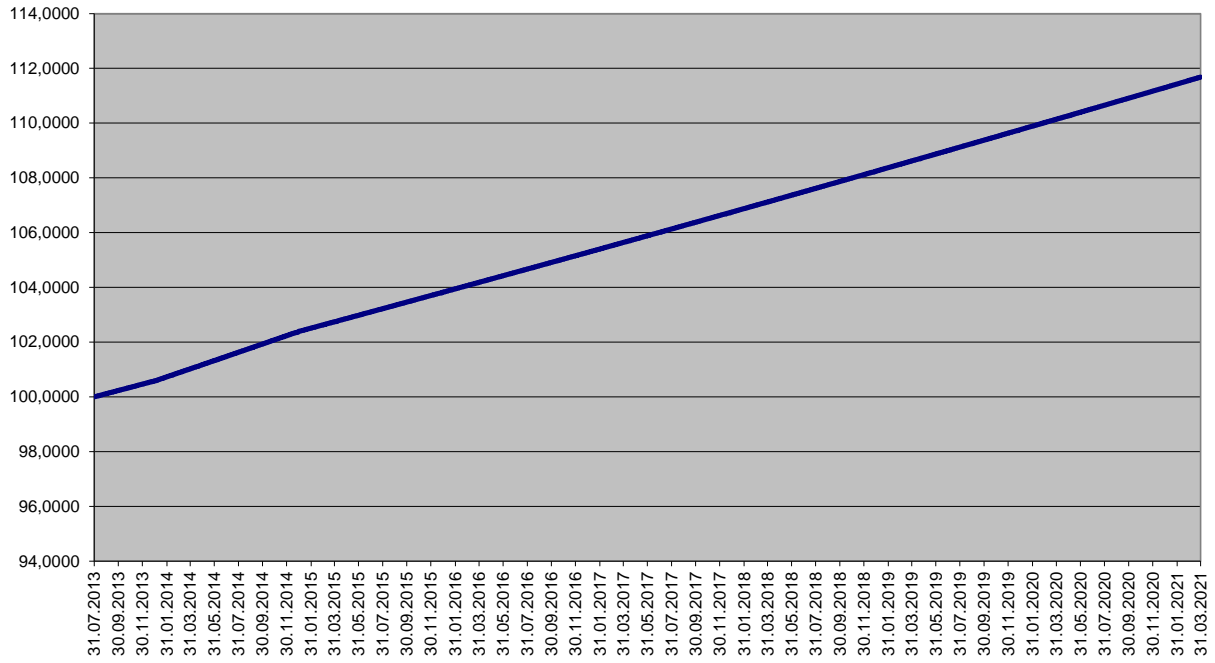
Vyvážená strategie



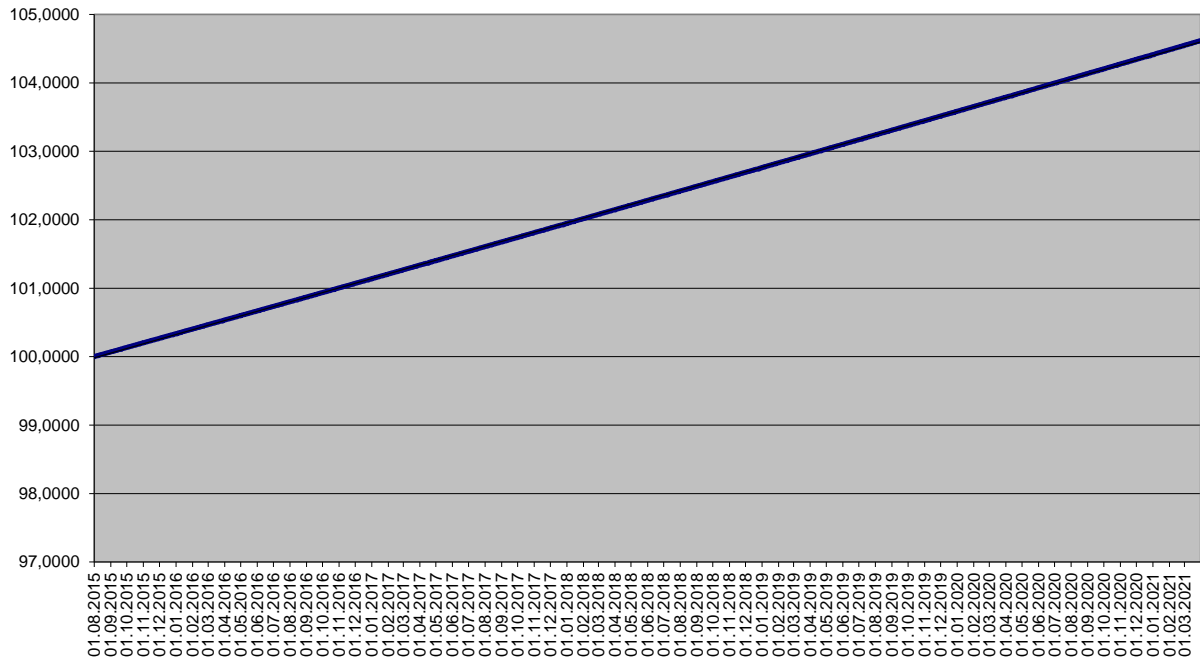
Konzervativní strategie



Garantovaný fond



Garantovaný fond 2015



Garantovaný fond 2016

