

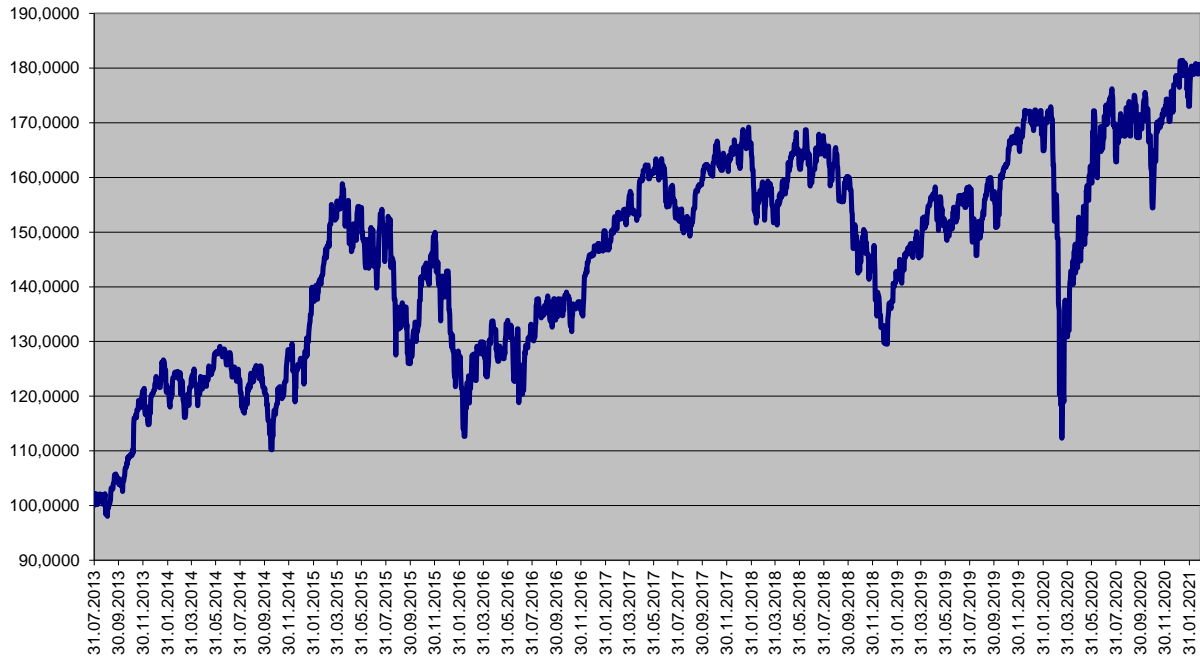
Ceny podílových jednotek  
Investiční životní pojištění

Datum	MEAG EuroBalance	Fond MEAG EuroRent	MEAG Proinvest	Dynamická (Conseq)	Strategie Vyvážená (Conseq)	Konzervativní (Conseq)
26.02.2021	146,4084	120,6361	179,1955	171,3250	155,3742	131,4121
25.02.2021	146,3884	120,0914	180,4048	173,7412	156,3798	131,5653
24.02.2021	147,1404	119,9278	180,6351	174,4565	156,5551	131,5446
23.02.2021	146,5432	119,8327	178,9240	174,0088	156,2925	131,4495
22.02.2021	147,2281	120,2544	180,6990	174,4029	156,4849	131,4692
19.02.2021	147,7551	119,5930	180,4107	175,8874	157,0623	131,5443
18.02.2021	147,8159	119,7383	178,9440	175,2636	156,8299	131,5618
17.02.2021	148,8359	120,1199	179,8989	176,4785	157,3115	131,6305
16.02.2021	148,7118	119,5166	180,8259	176,6788	157,2741	131,4856
15.02.2021	148,1544	119,2816	180,6005	176,4911	157,1579	131,4544
12.02.2021	148,6120	119,9323	180,0388	175,4466	156,7684	131,4269
11.02.2021	148,5489	120,1912	180,1253	175,0524	156,6402	131,4093
10.02.2021	148,0195	120,3573	178,8282	174,6105	156,5193	131,4489
09.02.2021	147,6533	119,9757	179,0741	174,3063	156,2713	131,3195
08.02.2021	147,4253	119,9147	180,0544	174,0416	156,1487	131,3490
05.02.2021	147,6514	120,2408	180,3516	173,2228	155,9039	131,4092
04.02.2021	147,8404	120,6602	179,5359	172,4609	155,6319	131,3940
03.02.2021	147,4595	120,8380	178,5093	171,8543	155,3919	131,3599
02.02.2021	147,0666	120,7215	177,4168	171,4066	155,1932	131,3195
01.02.2021	146,0560	121,1240	174,8415	169,3223	154,3351	131,1463
29.01.2021	144,9013	121,3190	173,0237	167,2410	153,4692	130,9906
31.12.2020	145,9256	122,7916	177,4764	166,1230	152,5658	130,2046
30.11.2020	142,3996	122,4190	171,5410	159,1027	149,0504	129,5297
30.10.2020	141,7521	126,7341	154,4578	144,8853	143,1900	128,8783
30.09.2020	142,6505	125,6299	171,5091	147,9257	144,5905	129,1663
31.08.2020	139,1588	120,0515	169,4177	148,9464	144,0753	128,4978
31.07.2020	137,6045	120,1600	162,8729	144,3895	141,4587	127,7209
30.06.2020	139,7981	121,3806	167,3824	142,1708	140,4209	127,9283
29.05.2020	139,0954	120,6837	159,3228	137,6487	137,2123	126,3200
30.04.2020	137,1052	120,6210	149,5225	133,6407	134,1356	124,5731
31.03.2020	130,7366	119,3723	135,0752	123,5891	128,8503	124,0940
28.02.2020	128,1386	117,1059	151,9941	148,4079	140,1762	128,9553
31.01.2020	131,9432	116,1285	164,9080	159,2110	144,7315	129,3551
31.12.2019	133,4263	115,2331	170,0926	162,9799	146,4867	129,4348
29.11.2019	132,3957	116,0816	168,4510	159,4856	144,8681	129,2294
31.10.2019	131,5911	116,3938	162,4185	156,3934	143,3157	128,6866
30.09.2019	130,1603	118,6518	157,1547	154,9130	142,9067	128,8580
30.08.2019	128,6129	119,7920	152,4157	151,5712	141,2409	128,4041
31.07.2019	129,5746	117,0033	155,0384	156,2797	143,0452	128,2501
28.06.2019	128,7802	114,8349	152,4691	155,3980	141,7658	126,9640
31.05.2019	128,2687	114,6921	150,2692	149,5616	138,8741	126,2206
30.04.2019	131,5608	113,6234	157,0049	155,9685	141,1991	125,9184
29.03.2019	129,7105	113,8701	145,6625	152,7571	139,9505	125,7373

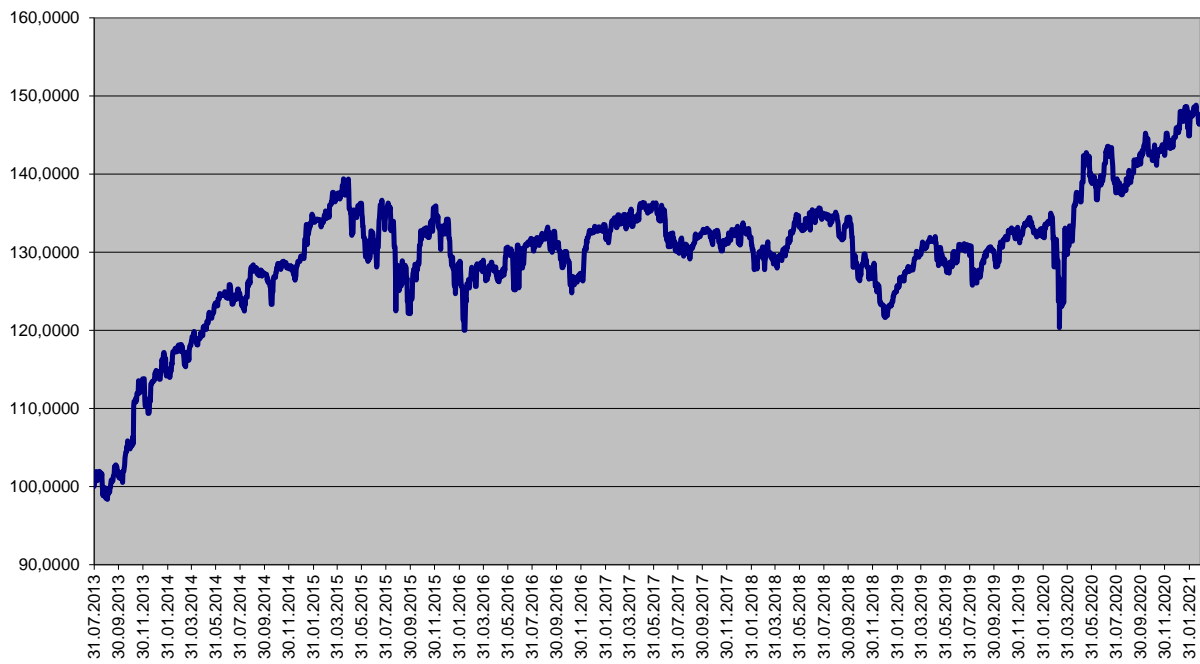
Ceny podílových jednotek  
**Investiční životní pojištění**

Datum	Garantovaný	Garantovaný 2015	Garantovaný 2016
26.02.2021	111,5403	104,5423	103,8724
25.02.2021	111,5360	104,5400	103,8699
24.02.2021	111,5318	104,5378	103,8673
23.02.2021	111,5276	104,5355	103,8648
22.02.2021	111,5233	104,5332	103,8622
19.02.2021	111,5106	104,5264	103,8546
18.02.2021	111,5064	104,5241	103,8521
17.02.2021	111,5021	104,5218	103,8495
16.02.2021	111,4979	104,5196	103,8470
15.02.2021	111,4937	104,5173	103,8445
12.02.2021	111,4810	104,5105	103,8368
11.02.2021	111,4767	104,5082	103,8343
10.02.2021	111,4725	104,5059	103,8317
09.02.2021	111,4683	104,5036	103,8292
08.02.2021	111,4640	104,5014	103,8267
05.02.2021	111,4513	104,4945	103,8190
04.02.2021	111,4471	104,4923	103,8165
03.02.2021	111,4429	104,4900	103,8140
02.02.2021	111,4386	104,4877	103,8114
01.02.2021	111,4344	104,4854	103,8089
29.01.2021	111,4217	104,4786	103,8012
31.12.2020	111,2990	104,4127	103,7276
30.11.2020	111,1680	104,3422	103,6489
30.10.2020	111,0372	104,2718	103,5703
30.09.2020	110,9107	104,2037	103,4942
31.08.2020	110,7844	104,1357	103,4183
31.07.2020	110,6540	104,0655	103,3398
30.06.2020	110,5238	103,9952	103,2614
29.05.2020	110,3896	103,9228	103,1805
30.04.2020	110,2680	103,8572	103,1073
31.03.2020	110,1424	103,7894	103,0316
28.02.2020	110,0086	103,7171	102,9509
31.01.2020	109,8917	103,6539	102,8804
31.12.2019	109,7624	103,5840	102,8024
29.11.2019	109,6287	103,5117	102,7216
31.10.2019	109,5076	103,4462	102,6485
30.09.2019	109,3784	103,3762	102,5705
30.08.2019	109,2493	103,3062	102,4924
31.07.2019	109,1246	103,2386	102,4170
28.06.2019	108,9875	103,1643	102,3341
31.05.2019	108,8713	103,1012	102,2637
30.04.2019	108,7428	103,0315	102,1860
29.03.2019	108,6104	102,9595	102,1057

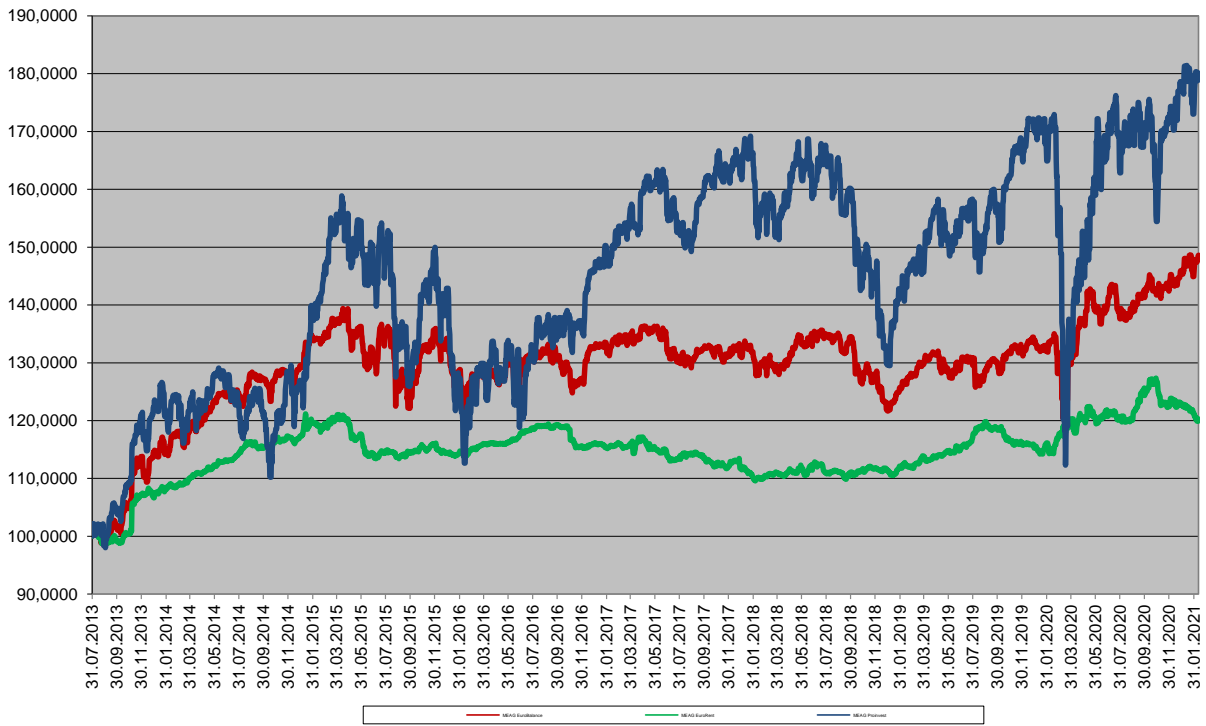
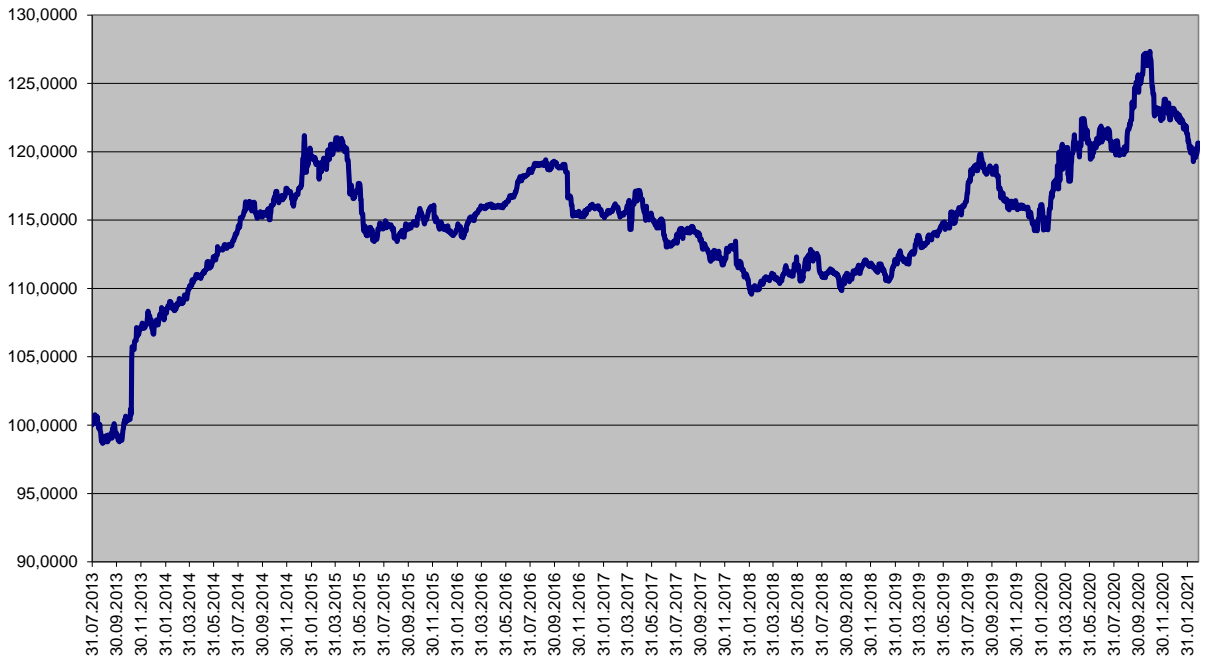
### Finanční fond MEAG ProInvest



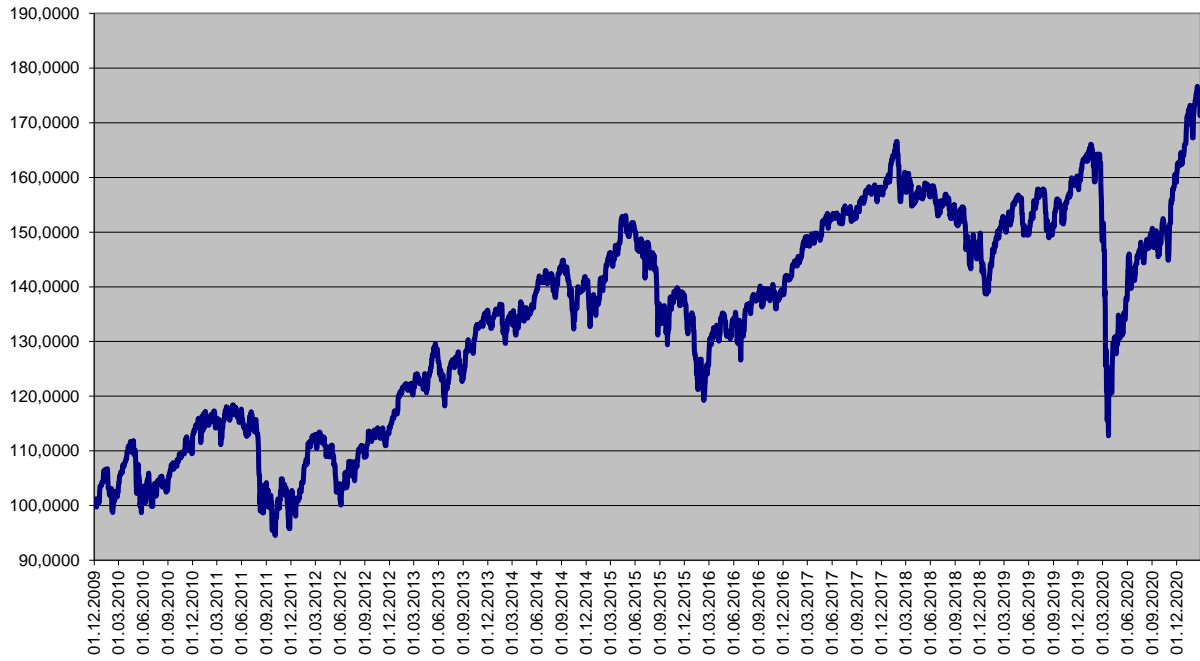
### Finanční fond MEAG EuroBalance



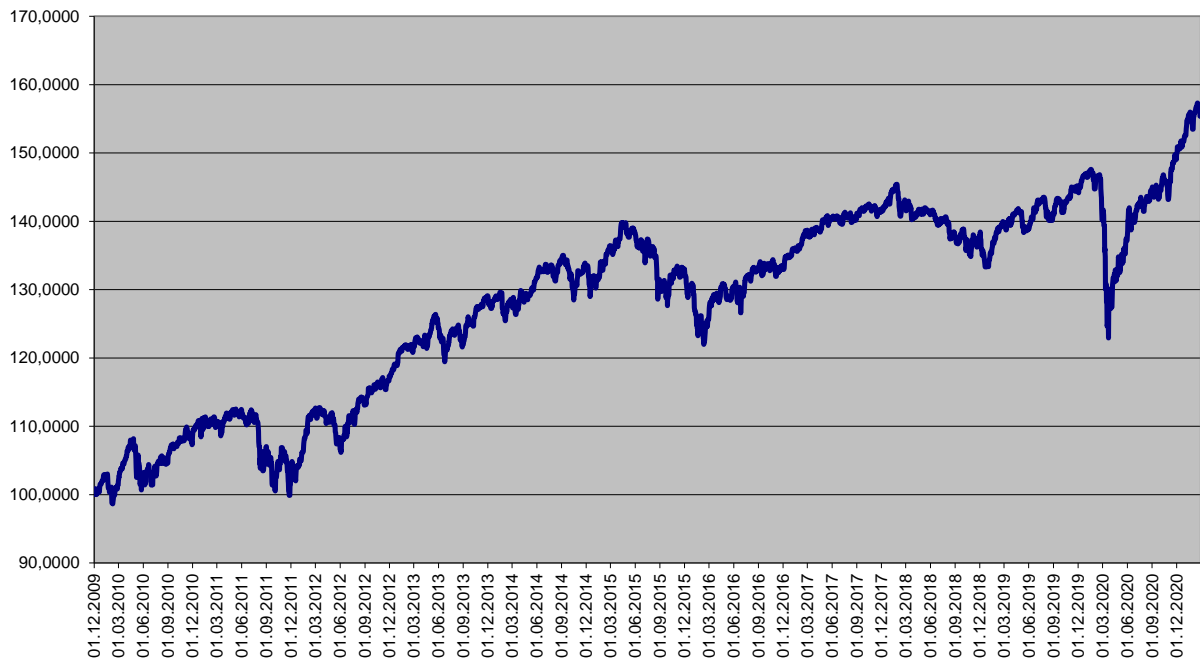
### Finanční fond MEAG EuroRent



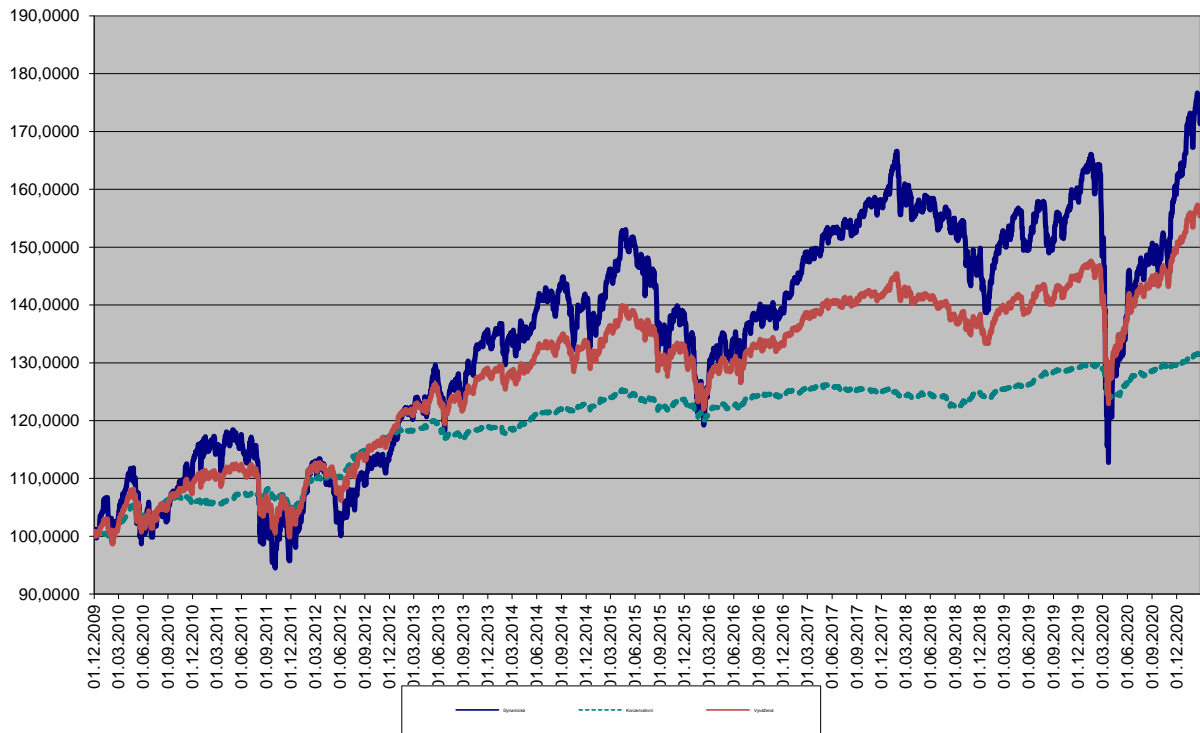
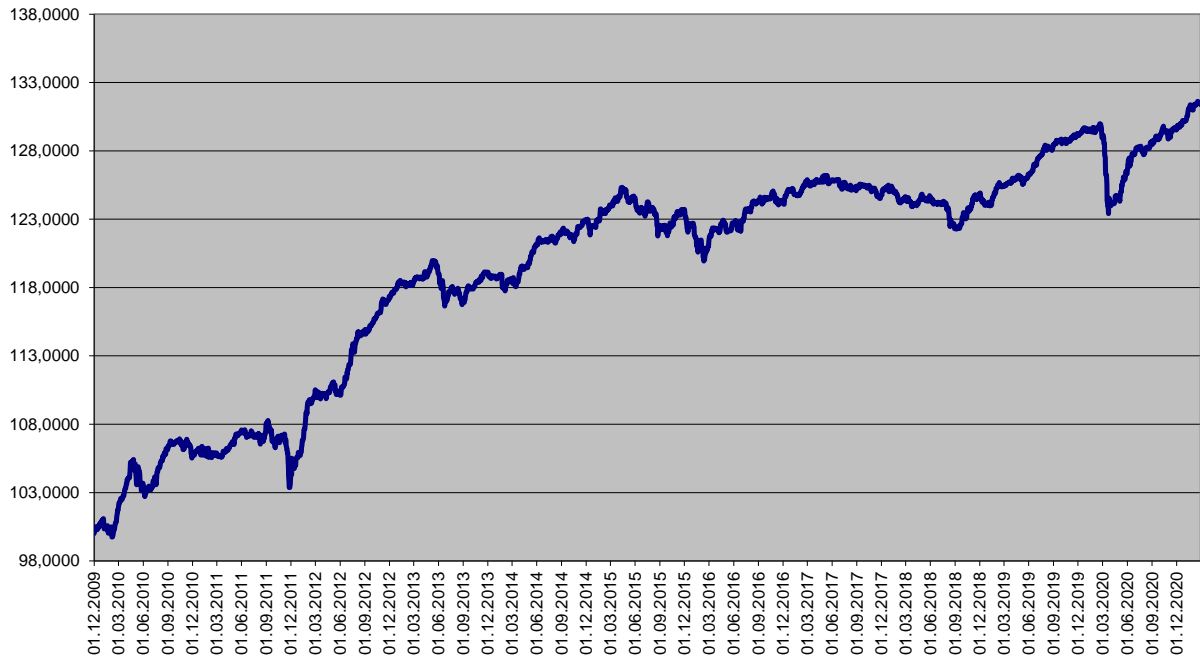
### Dynamická strategie



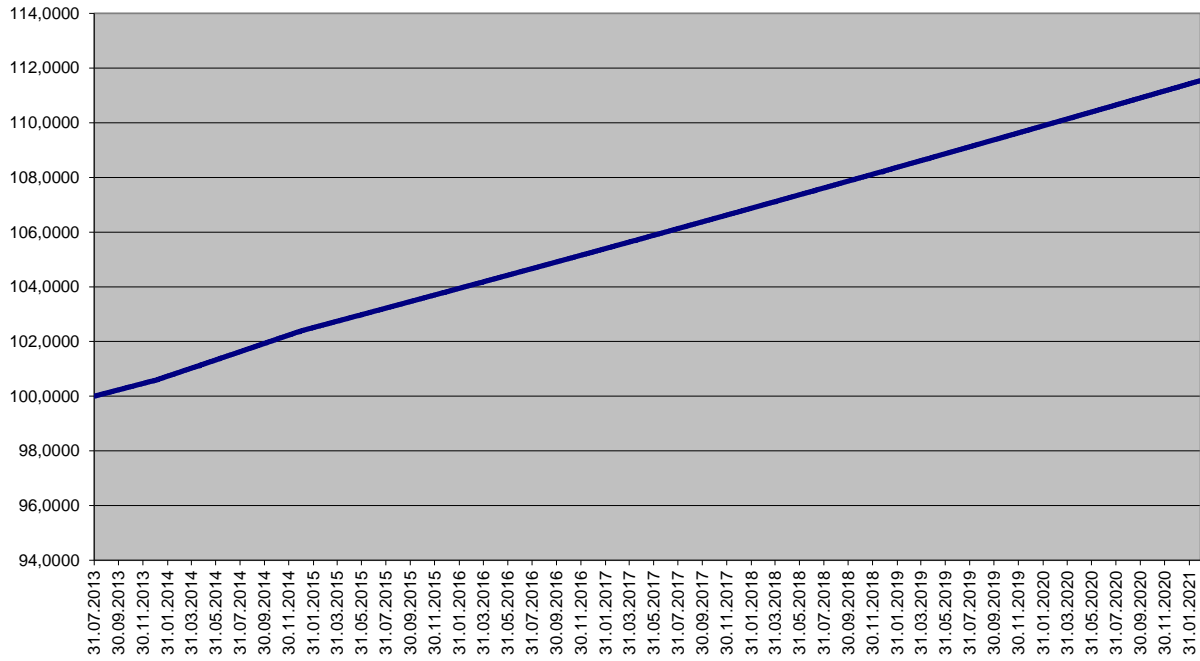
### Vyvážená strategie



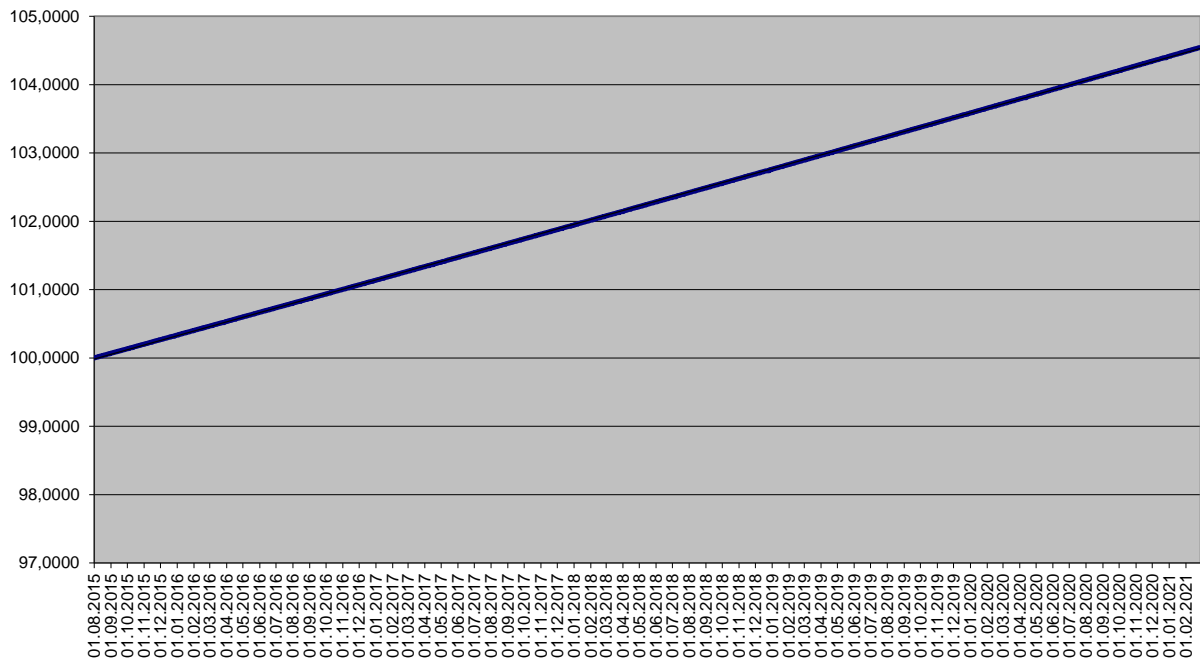
### Konzervativní strategie



### Garantovaný fond



### Garantovaný fond 2015



### Garantovaný fond 2016

