

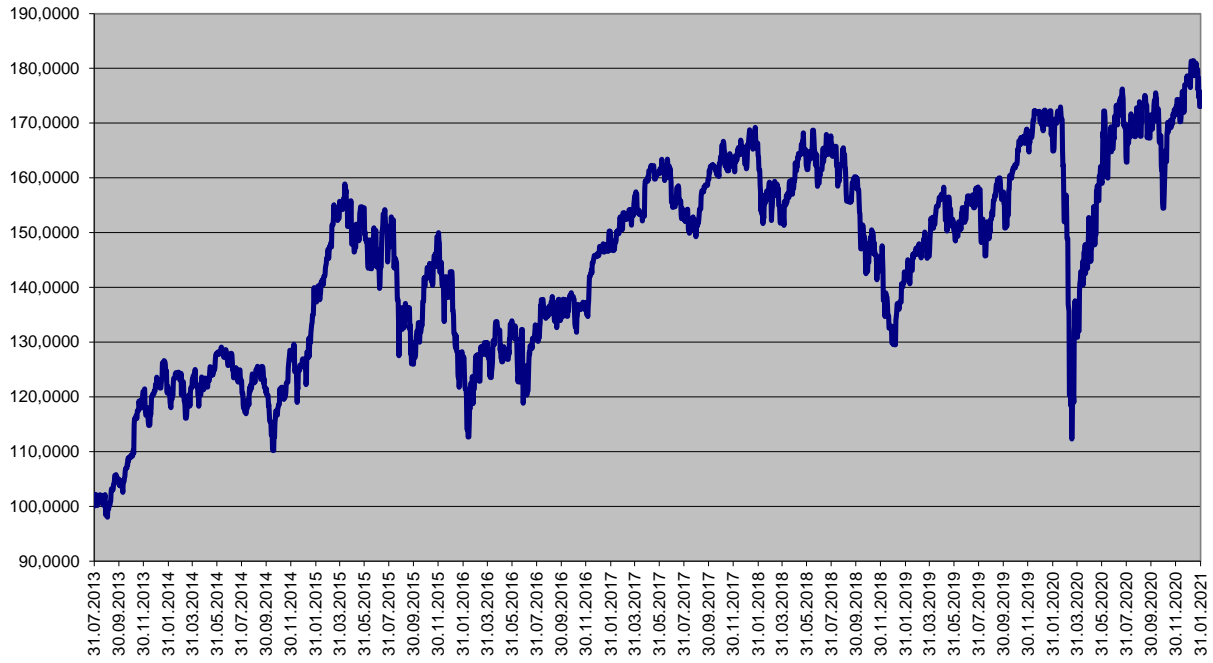
Ceny podílových jednotek
Investiční životní pojištění

Datum	MEAG EuroBalance	Fond MEAG EuroRent	MEAG Proinvest	Dynamická (Conseq)	Strategie Vyvážená (Conseq)	Konzervativní (Conseq)
29.01.2021	144,9013	121,3190	173,0237	167,2410	153,4692	130,9906
28.01.2021	146,9726	121,8769	175,8549	169,5314	154,4927	131,1841
27.01.2021	145,8362	121,5332	174,6477	169,3459	154,3496	131,1445
26.01.2021	148,1139	121,8283	178,2698	171,6326	155,3515	131,2733
25.01.2021	148,3664	121,9049	176,0177	171,9500	155,4750	131,2880
22.01.2021	148,6633	121,9635	179,6869	172,0637	155,5835	131,3246
21.01.2021	148,3507	121,6687	180,2827	172,7826	155,8783	131,3703
20.01.2021	148,5718	122,1152	180,9634	173,1948	155,9863	131,3077
19.01.2021	147,4792	122,2788	179,4209	171,9642	155,4492	131,2017
18.01.2021	147,0370	122,3188	179,6017	171,7790	155,3764	131,2011
15.01.2021	146,7700	122,3556	178,6772	171,2632	155,0872	131,0497
14.01.2021	147,9779	122,4959	181,4136	172,3789	155,5800	131,0981
13.01.2021	147,5891	122,3873	180,4447	171,5509	155,1641	130,9690
12.01.2021	147,3440	122,1501	180,1479	171,5565	155,0959	130,8528
11.01.2021	147,5999	122,6912	180,3519	170,9669	154,7391	130,6369
08.01.2021	148,0393	122,4941	181,3428	171,0924	154,7469	130,5529
07.01.2021	146,7365	122,3238	180,1728	169,7589	154,1233	130,4129
06.01.2021	145,7746	122,4772	176,4750	168,5126	153,5524	130,2441
05.01.2021	146,2207	122,8520	177,0150	167,3579	153,0795	130,2371
04.01.2021	145,3165	122,4538	177,1286	166,1593	152,5446	130,1971
31.12.2020	145,9256	122,7916	177,4764	166,1230	152,5658	130,2046
30.11.2020	142,3996	122,4190	171,5410	159,1027	149,0504	129,5297
30.10.2020	141,7521	126,7341	154,4578	144,8853	143,1900	128,8783
30.09.2020	142,6505	125,6299	171,5091	147,9257	144,5905	129,1663
31.08.2020	139,1588	120,0515	169,4177	148,9464	144,0753	128,4978
31.07.2020	137,6045	120,1600	162,8729	144,3895	141,4587	127,7209
30.06.2020	139,7981	121,3806	167,3824	142,1708	140,4209	127,9283
29.05.2020	139,0954	120,6837	159,3228	137,6487	137,2123	126,3200
30.04.2020	137,1052	120,6210	149,5225	133,6407	134,1356	124,5731
31.03.2020	130,7366	119,3723	135,0752	123,5891	128,8503	124,0940
28.02.2020	128,1386	117,1059	151,9941	148,4079	140,1762	128,9553
31.01.2020	131,9432	116,1285	164,9080	159,2110	144,7315	129,3551
31.12.2019	133,4263	115,2331	170,0926	162,9799	146,4867	129,4348
29.11.2019	132,3957	116,0816	168,4510	159,4856	144,8681	129,2294
31.10.2019	131,5911	116,3938	162,4185	156,3934	143,3157	128,6866
30.09.2019	130,1603	118,6518	157,1547	154,9130	142,9067	128,8580
30.08.2019	128,6129	119,7920	152,4157	151,5712	141,2409	128,4041
31.07.2019	129,5746	117,0033	155,0384	156,2797	143,0452	128,2501
28.06.2019	128,7802	114,8349	152,4691	155,3980	141,7658	126,9640
31.05.2019	128,2687	114,6921	150,2692	149,5616	138,8741	126,2206
30.04.2019	131,5608	113,6234	157,0049	155,9685	141,1991	125,9184
29.03.2019	129,7105	113,8701	145,6625	152,7571	139,9505	125,7373
28.02.2019	127,5271	111,8023	145,9913	151,7495	139,4861	125,4025

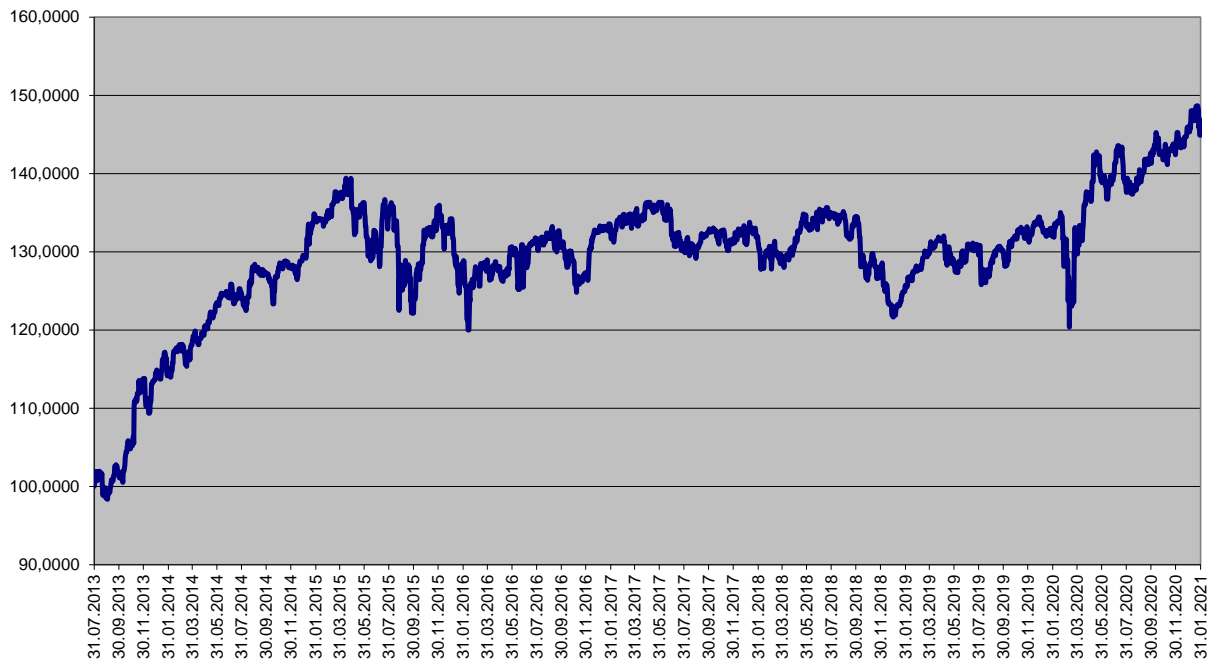
Ceny podílových jednotek
Investiční životní pojištění

Datum	Garantovaný	Garantovaný 2015	Garantovaný 2016
29.01.2021	111,4217	104,4786	103,8012
28.01.2021	111,4175	104,4763	103,7987
27.01.2021	111,4132	104,4741	103,7962
26.01.2021	111,4090	104,4718	103,7936
25.01.2021	111,4048	104,4695	103,7911
22.01.2021	111,3921	104,4627	103,7835
21.01.2021	111,3878	104,4604	103,7809
20.01.2021	111,3836	104,4581	103,7784
19.01.2021	111,3794	104,4559	103,7758
18.01.2021	111,3752	104,4536	103,7733
15.01.2021	111,3625	104,4468	103,7657
14.01.2021	111,3582	104,4445	103,7631
13.01.2021	111,3540	104,4422	103,7606
12.01.2021	111,3498	104,4399	103,7581
11.01.2021	111,3455	104,4377	103,7555
08.01.2021	111,3329	104,4309	103,7479
07.01.2021	111,3286	104,4286	103,7454
06.01.2021	111,3244	104,4263	103,7428
05.01.2021	111,3202	104,4240	103,7403
04.01.2021	111,3159	104,4218	103,7377
31.12.2020	111,2990	104,4127	103,7276
30.11.2020	111,1680	104,3422	103,6489
30.10.2020	111,0372	104,2718	103,5703
30.09.2020	110,9107	104,2037	103,4942
31.08.2020	110,7844	104,1357	103,4183
31.07.2020	110,6540	104,0655	103,3398
30.06.2020	110,5238	103,9952	103,2614
29.05.2020	110,3896	103,9228	103,1805
30.04.2020	110,2680	103,8572	103,1073
31.03.2020	110,1424	103,7894	103,0316
28.02.2020	110,0086	103,7171	102,9509
31.01.2020	109,8917	103,6539	102,8804
31.12.2019	109,7624	103,5840	102,8024
29.11.2019	109,6287	103,5117	102,7216
31.10.2019	109,5076	103,4462	102,6485
30.09.2019	109,3784	103,3762	102,5705
30.08.2019	109,2493	103,3062	102,4924
31.07.2019	109,1246	103,2386	102,4170
28.06.2019	108,9875	103,1643	102,3341
31.05.2019	108,8713	103,1012	102,2637
30.04.2019	108,7428	103,0315	102,1860
29.03.2019	108,6104	102,9595	102,1057
28.02.2019	108,4904	102,8943	102,0331

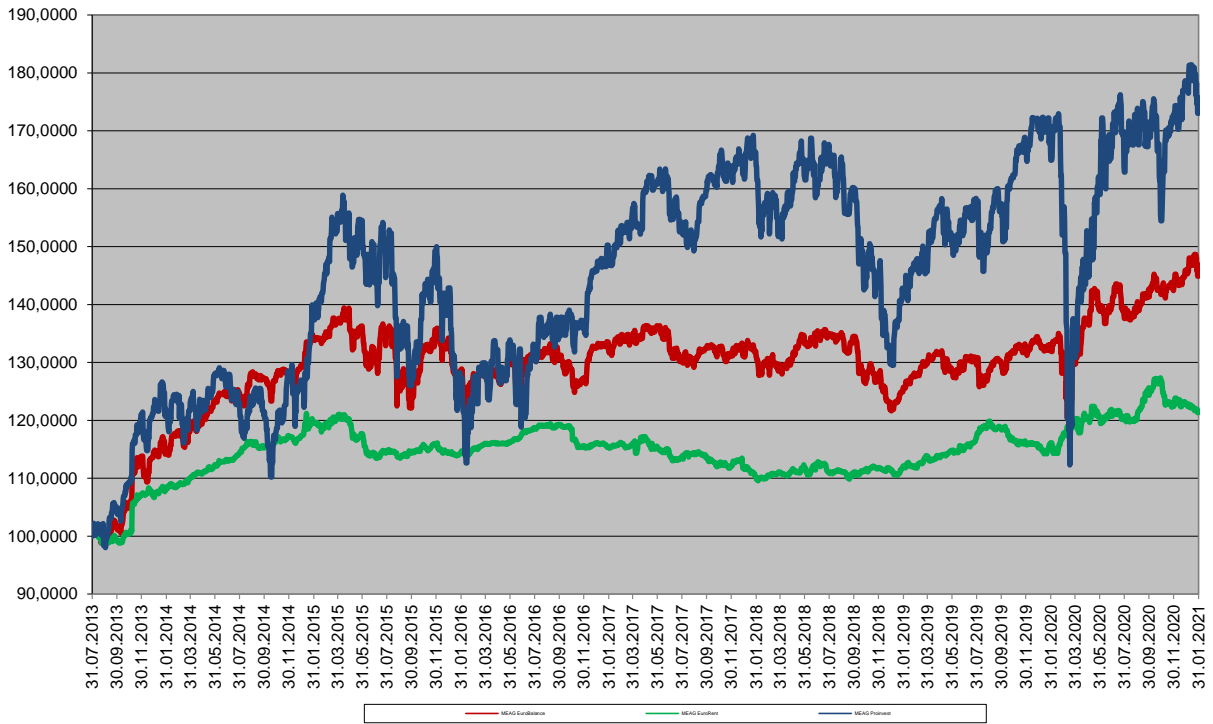
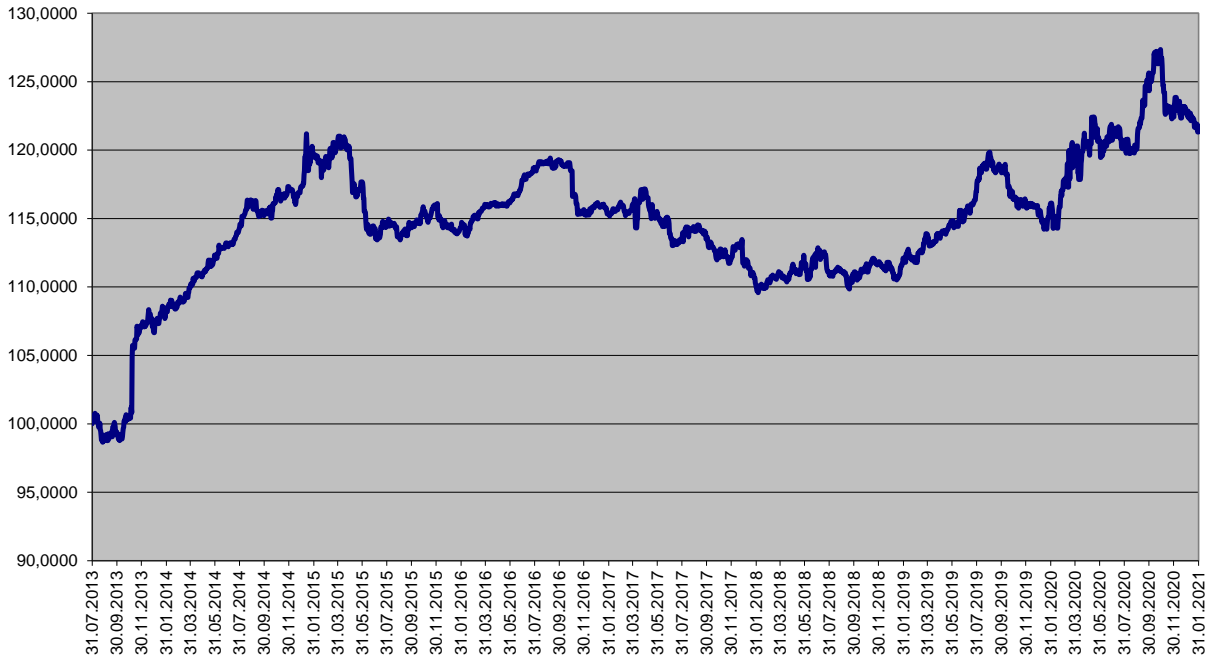
Finanční fond MEAG ProInvest



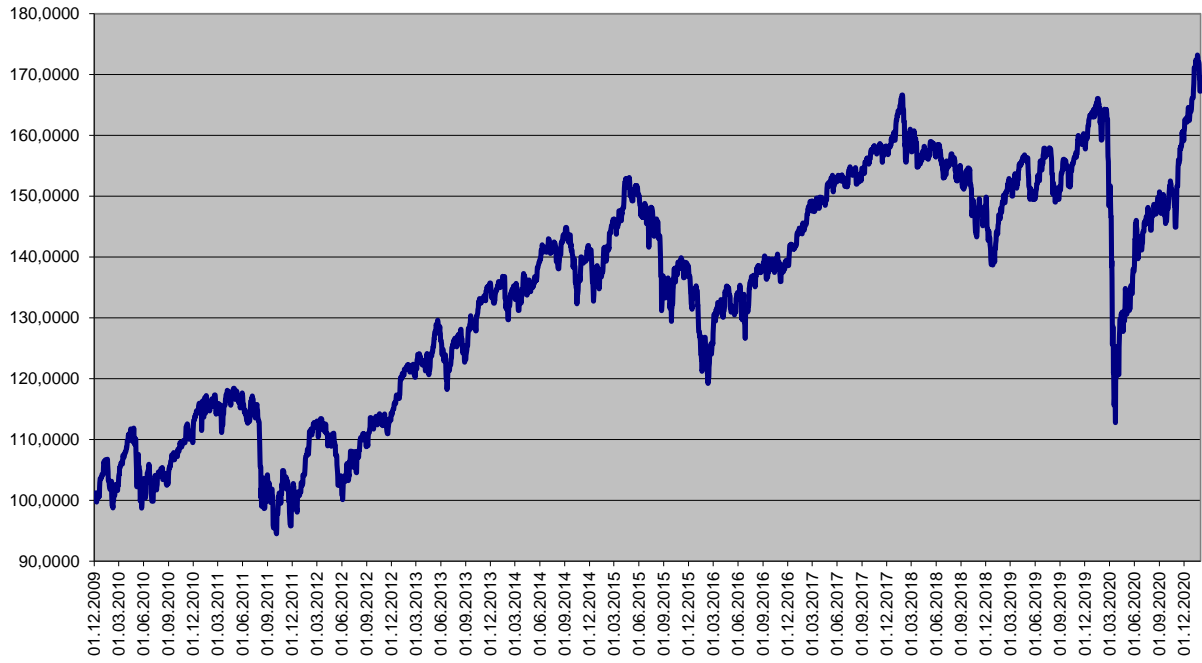
Finanční fond MEAG EuroBalance



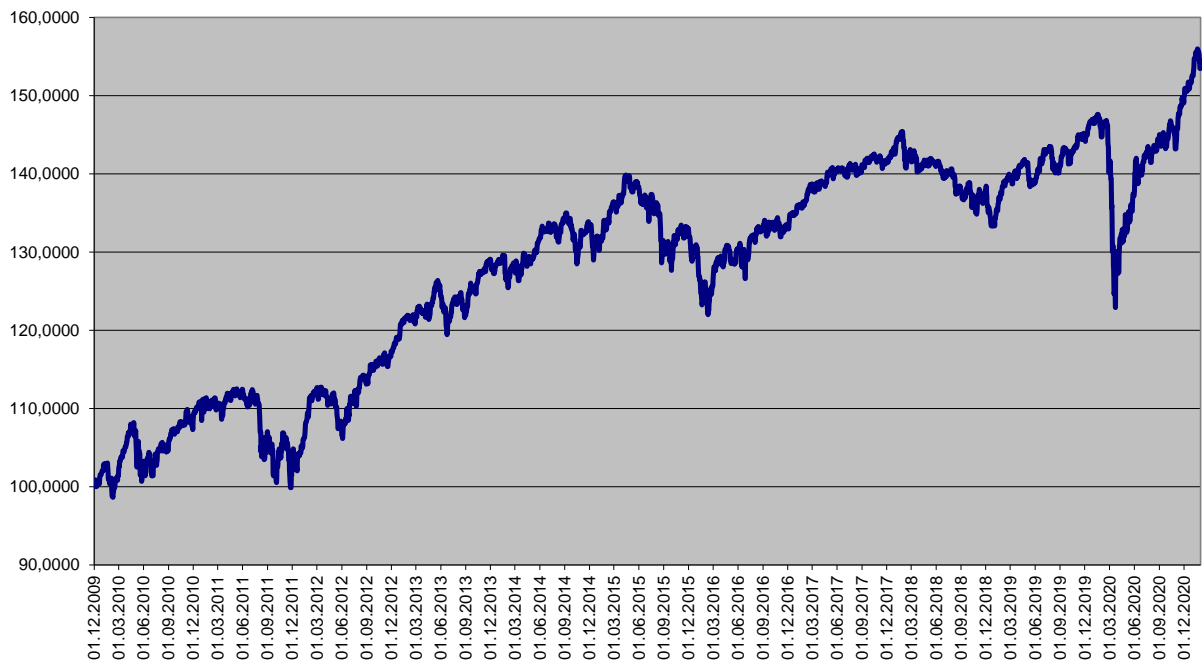
Finanční fond MEAG EuroRent



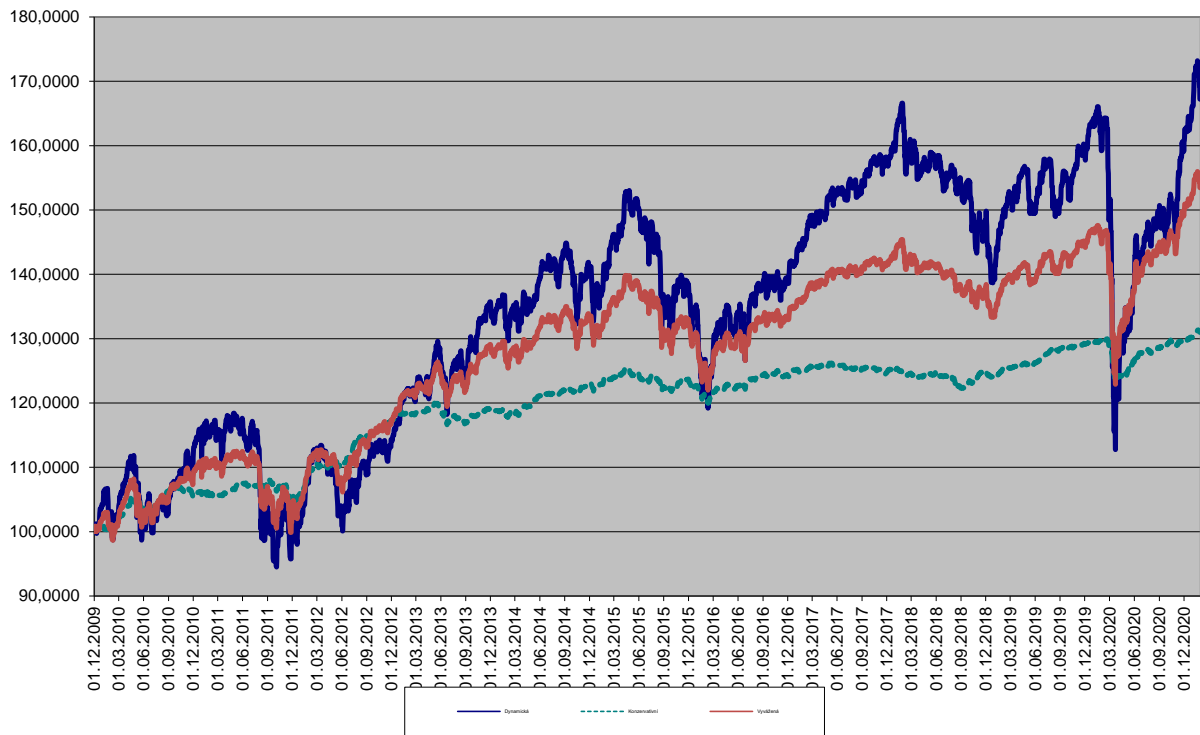
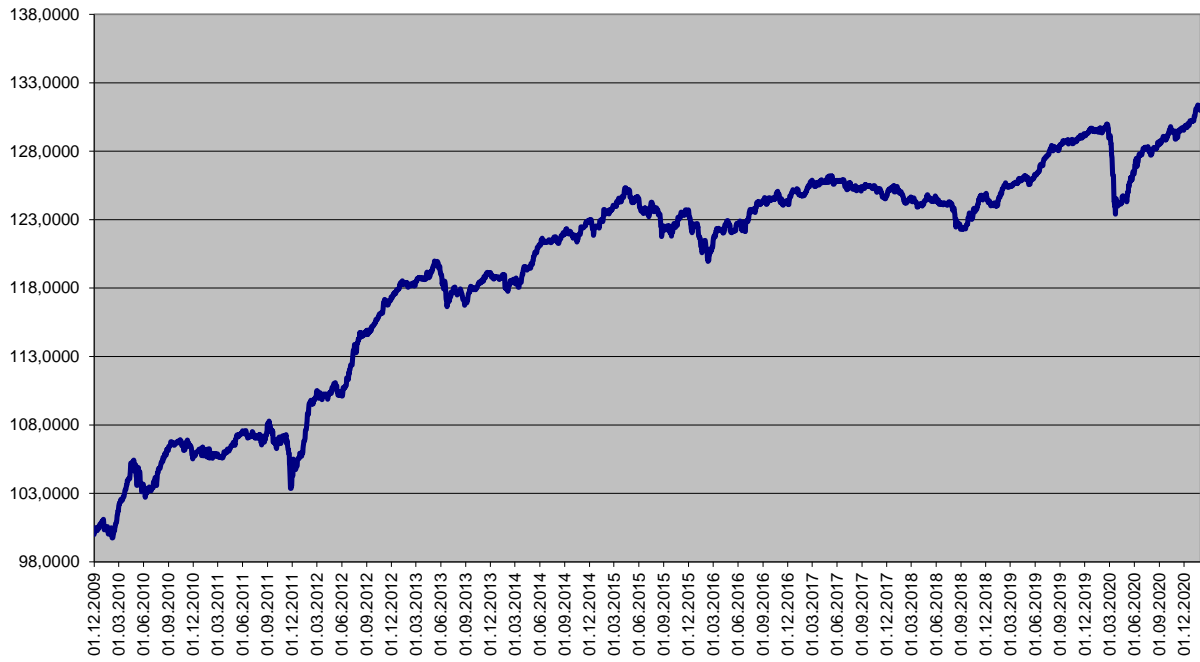
Dynamická strategie



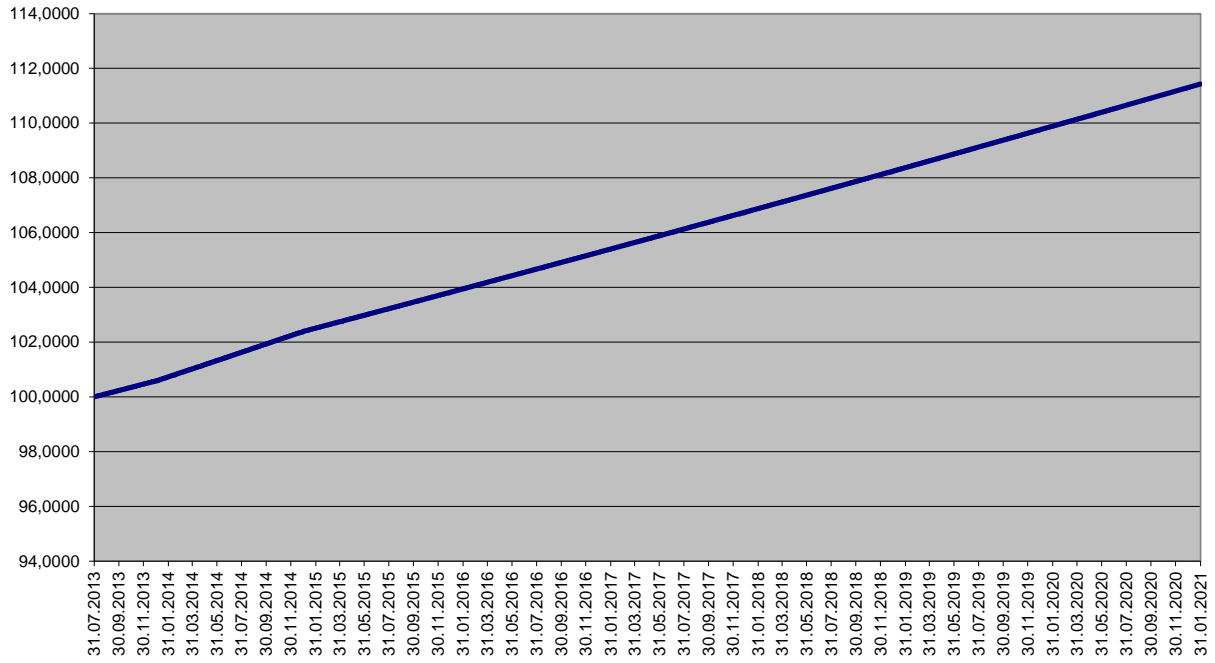
Vyvážená strategie



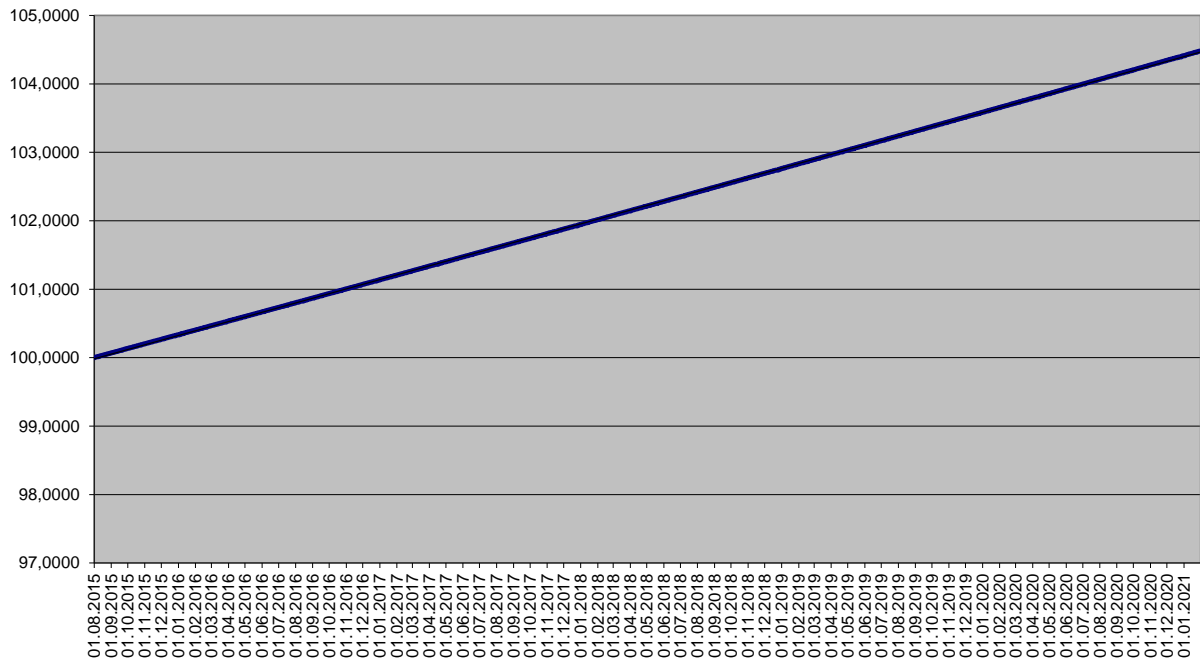
Konzervativní strategie



Garantovaný fond



Garantovaný fond 2015



Garantovaný fond 2016

