

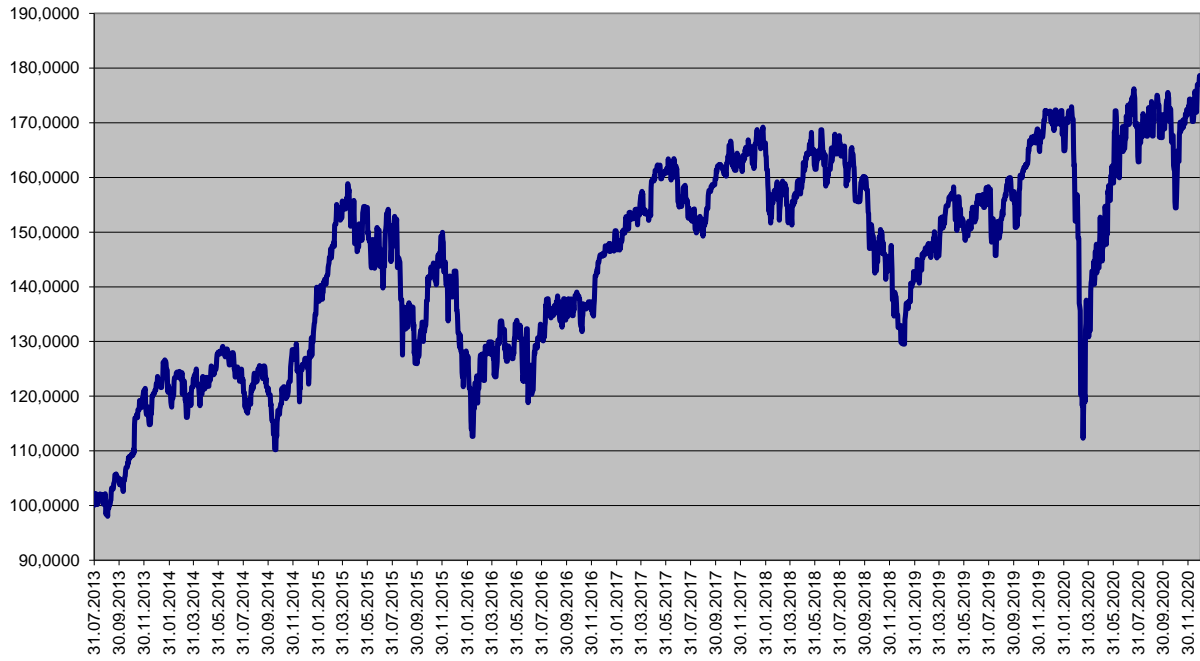
Ceny podílových jednotek  
Investiční životní pojištění

Datum	MEAG EuroBalance	Fond MEAG EuroRent	MEAG Proinvest	Dynamická (Conseq)	Strategie Vyvážená (Conseq)	Konzervativní (Conseq)
31.12.2020	145,9256	122,7916	177,4764	166,1230	152,5658	130,2046
30.12.2020	145,9534	122,8150	177,5102	165,8365	152,4184	130,1597
29.12.2020	145,9049	123,1343	178,6452	164,9719	152,1078	130,2149
28.12.2020	145,0871	122,7146	178,3811	164,2871	151,7327	130,1434
23.12.2020	144,7059	123,1830	177,0004	163,9181	151,6422	130,2277
22.12.2020	144,0926	123,1261	174,4744	162,7814	151,0969	130,0647
21.12.2020	143,4232	122,9939	171,9509	162,4125	150,8823	130,0265
18.12.2020	143,8740	122,3387	175,1407	164,0161	151,4509	129,8875
17.12.2020	144,3078	122,6814	175,7904	164,5782	151,7567	129,9914
16.12.2020	143,6715	122,6195	174,3789	163,6918	151,2979	129,9166
15.12.2020	144,0895	123,5617	172,8959	162,9897	151,1138	130,0145
14.12.2020	143,2831	123,3894	171,2634	162,3018	150,7682	129,9221
11.12.2020	143,5177	123,4983	170,2476	162,1604	150,5739	129,7381
10.12.2020	143,6870	123,1881	171,9275	162,6238	150,7593	129,7671
09.12.2020	143,4082	122,8837	171,9521	162,8397	150,8094	129,7516
08.12.2020	144,5364	123,6096	172,6502	162,6764	150,8801	129,8394
07.12.2020	144,7968	123,8523	173,5061	162,3619	150,8305	129,8837
04.12.2020	145,2466	123,8448	174,3314	162,5410	150,9169	129,8477
03.12.2020	144,3919	123,4553	172,6921	161,2701	150,2431	129,6936
02.12.2020	144,2094	123,2536	173,0848	160,8319	149,9807	129,6475
01.12.2020	143,2304	122,4218	172,6858	160,5720	149,7534	129,6416
30.11.2020	142,3996	122,4190	171,5410	159,1027	149,0504	129,5297
30.10.2020	141,7521	126,7341	154,4578	144,8853	143,1900	128,8783
30.09.2020	142,6505	125,6299	171,5091	147,9257	144,5905	129,1663
31.08.2020	139,1588	120,0515	169,4177	148,9464	144,0753	128,4978
31.07.2020	137,6045	120,1600	162,8729	144,3895	141,4587	127,7209
30.06.2020	139,7981	121,3806	167,3824	142,1708	140,4209	127,9283
29.05.2020	139,0954	120,6837	159,3228	137,6487	137,2123	126,3200
30.04.2020	137,1052	120,6210	149,5225	133,6407	134,1356	124,5731
31.03.2020	130,7366	119,3723	135,0752	123,5891	128,8503	124,0940
28.02.2020	128,1386	117,1059	151,9941	148,4079	140,1762	128,9553
31.01.2020	131,9432	116,1285	164,9080	159,2110	144,7315	129,3551
31.12.2019	133,4263	115,2331	170,0926	162,9799	146,4867	129,4348
29.11.2019	132,3957	116,0816	168,4510	159,4856	144,8681	129,2294
31.10.2019	131,5911	116,3938	162,4185	156,3934	143,3157	128,6866
30.09.2019	130,1603	118,6518	157,1547	154,9130	142,9067	128,8580
30.08.2019	128,6129	119,7920	152,4157	151,5712	141,2409	128,4041
31.07.2019	129,5746	117,0033	155,0384	156,2797	143,0452	128,2501
28.06.2019	128,7802	114,8349	152,4691	155,3980	141,7658	126,9640
31.05.2019	128,2687	114,6921	150,2692	149,5616	138,8741	126,2206
30.04.2019	131,5608	113,6234	157,0049	155,9685	141,1991	125,9184
29.03.2019	129,7105	113,8701	145,6625	152,7571	139,9505	125,7373
28.02.2019	127,5271	111,8023	145,9913	151,7495	139,4861	125,4025
31.01.2019	125,7359	111,9421	142,0498	148,8971	138,3833	125,2587

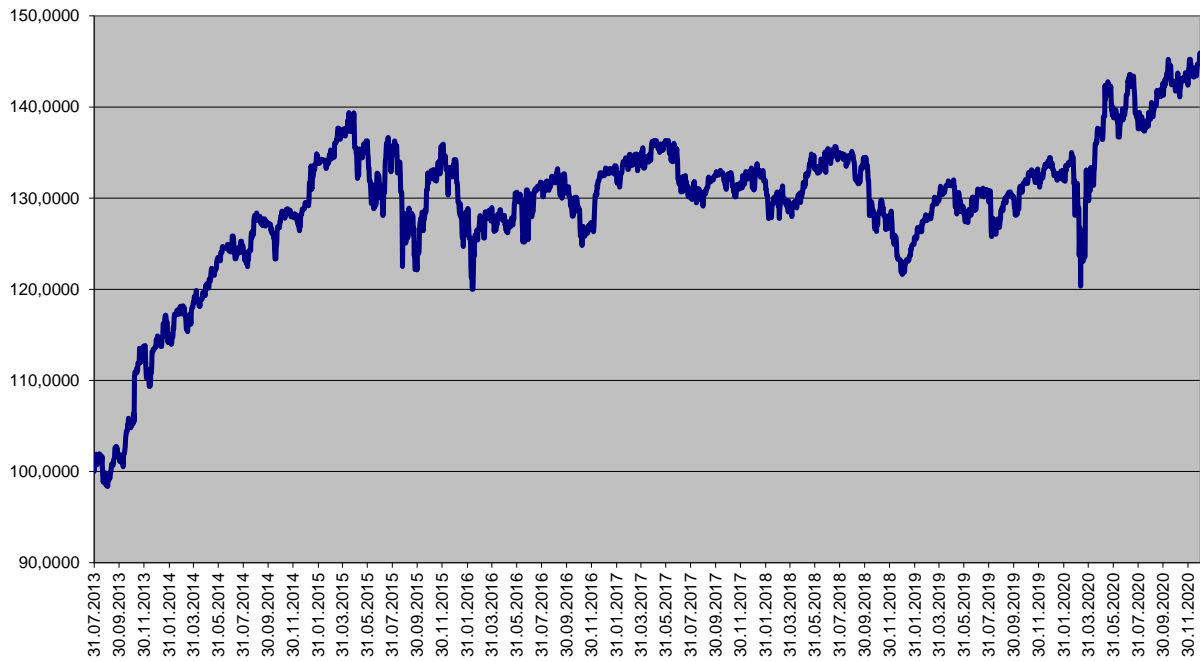
Ceny podílových jednotek  
**Investiční životní pojištění**

Datum	Garantovaný	Garantovaný 2015	Garantovaný 2016
31.12.2020	111,2990	104,4127	103,7276
30.12.2020	111,2948	104,4104	103,7250
29.12.2020	111,2906	104,4081	103,7225
28.12.2020	111,2863	104,4058	103,7200
23.12.2020	111,2652	104,3945	103,7073
22.12.2020	111,2610	104,3922	103,7047
21.12.2020	111,2568	104,3899	103,7022
18.12.2020	111,2441	104,3831	103,6946
17.12.2020	111,2399	104,3808	103,6920
16.12.2020	111,2356	104,3786	103,6895
15.12.2020	111,2314	104,3763	103,6870
14.12.2020	111,2272	104,3740	103,6844
11.12.2020	111,2145	104,3672	103,6768
10.12.2020	111,2103	104,3649	103,6743
09.12.2020	111,2061	104,3627	103,6717
08.12.2020	111,2018	104,3604	103,6692
07.12.2020	111,1976	104,3581	103,6667
04.12.2020	111,1849	104,3513	103,6590
03.12.2020	111,1807	104,3490	103,6565
02.12.2020	111,1765	104,3468	103,6540
01.12.2020	111,1723	104,3445	103,6514
30.11.2020	111,1680	104,3422	103,6489
30.10.2020	111,0372	104,2718	103,5703
30.09.2020	110,9107	104,2037	103,4942
31.08.2020	110,7844	104,1357	103,4183
31.07.2020	110,6540	104,0655	103,3398
30.06.2020	110,5238	103,9952	103,2614
29.05.2020	110,3896	103,9228	103,1805
30.04.2020	110,2680	103,8572	103,1073
31.03.2020	110,1424	103,7894	103,0316
28.02.2020	110,0086	103,7171	102,9509
31.01.2020	109,8917	103,6539	102,8804
31.12.2019	109,7624	103,5840	102,8024
29.11.2019	109,6287	103,5117	102,7216
31.10.2019	109,5076	103,4462	102,6485
30.09.2019	109,3784	103,3762	102,5705
30.08.2019	109,2493	103,3062	102,4924
31.07.2019	109,1246	103,2386	102,4170
28.06.2019	108,9875	103,1643	102,3341
31.05.2019	108,8713	103,1012	102,2637
30.04.2019	108,7428	103,0315	102,1860
29.03.2019	108,6104	102,9595	102,1057
28.02.2019	108,4904	102,8943	102,0331
31.01.2019	108,3748	102,8315	101,9630

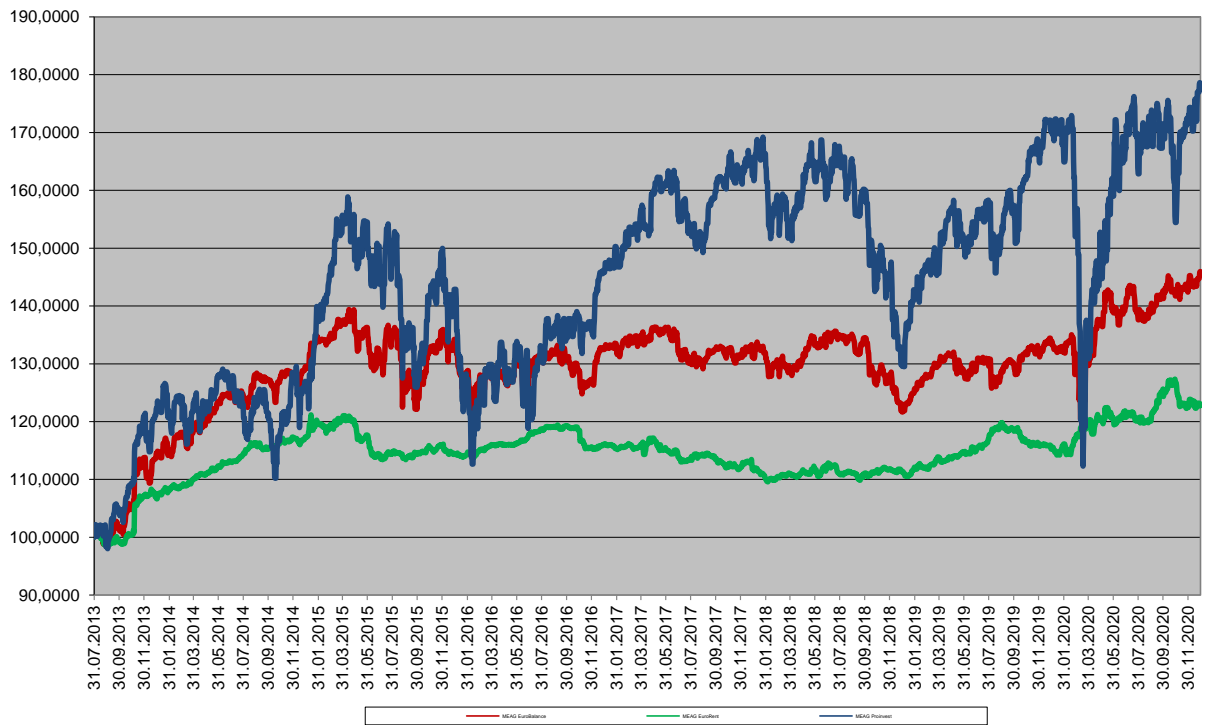
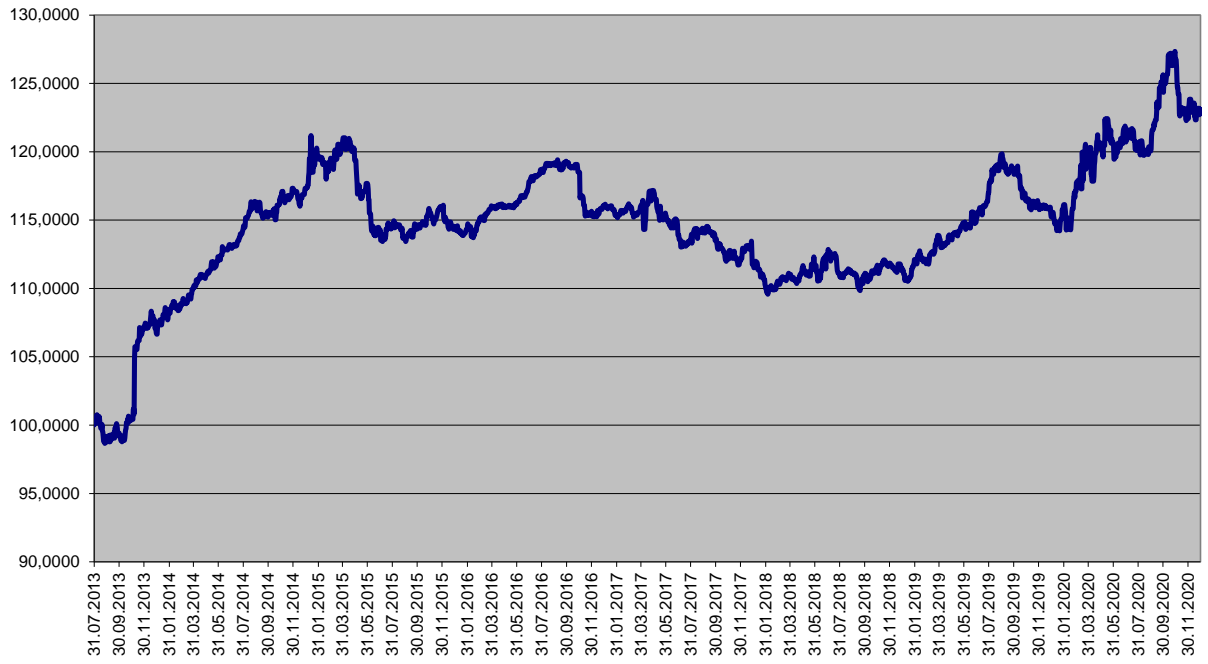
**Finanční fond MEAG ProInvest**



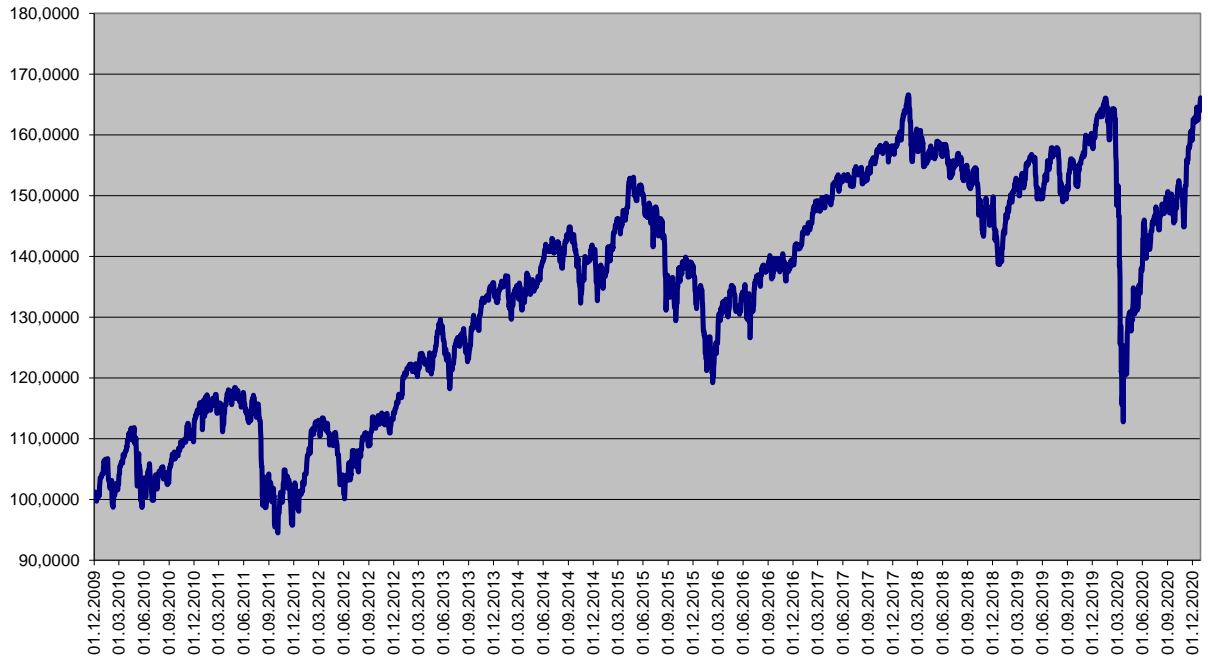
**Finanční fond MEAG EuroBalance**



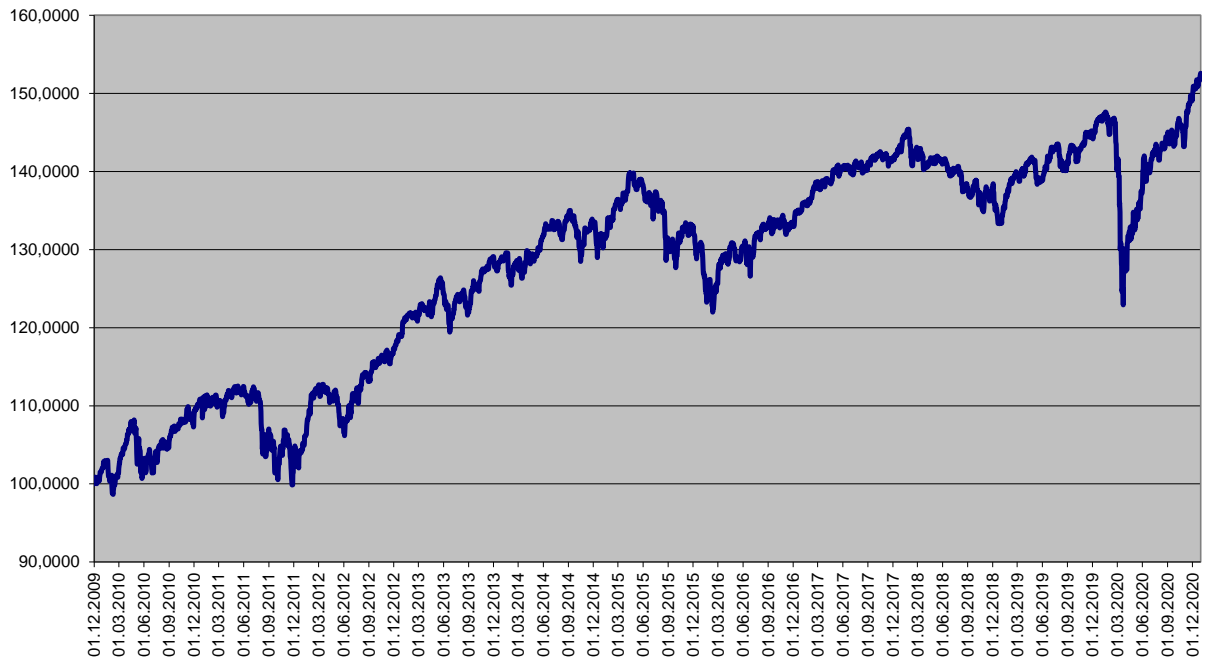
### Finanční fond MEAG EuroRent



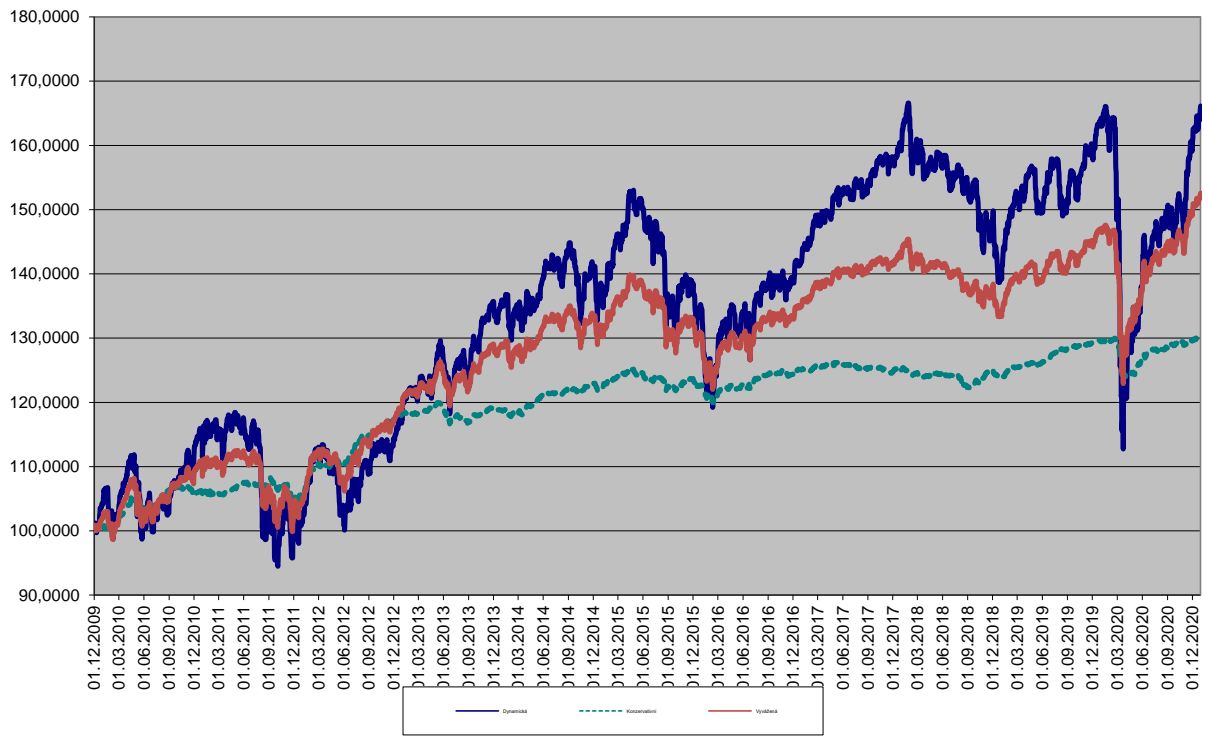
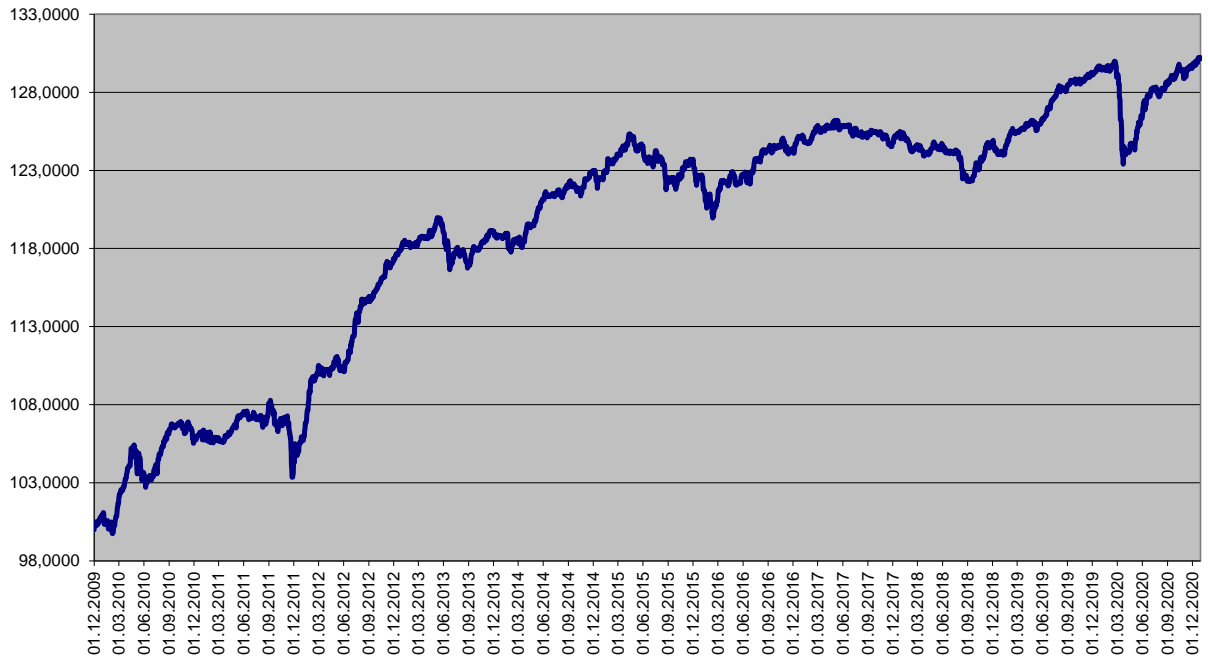
### Dynamická strategie



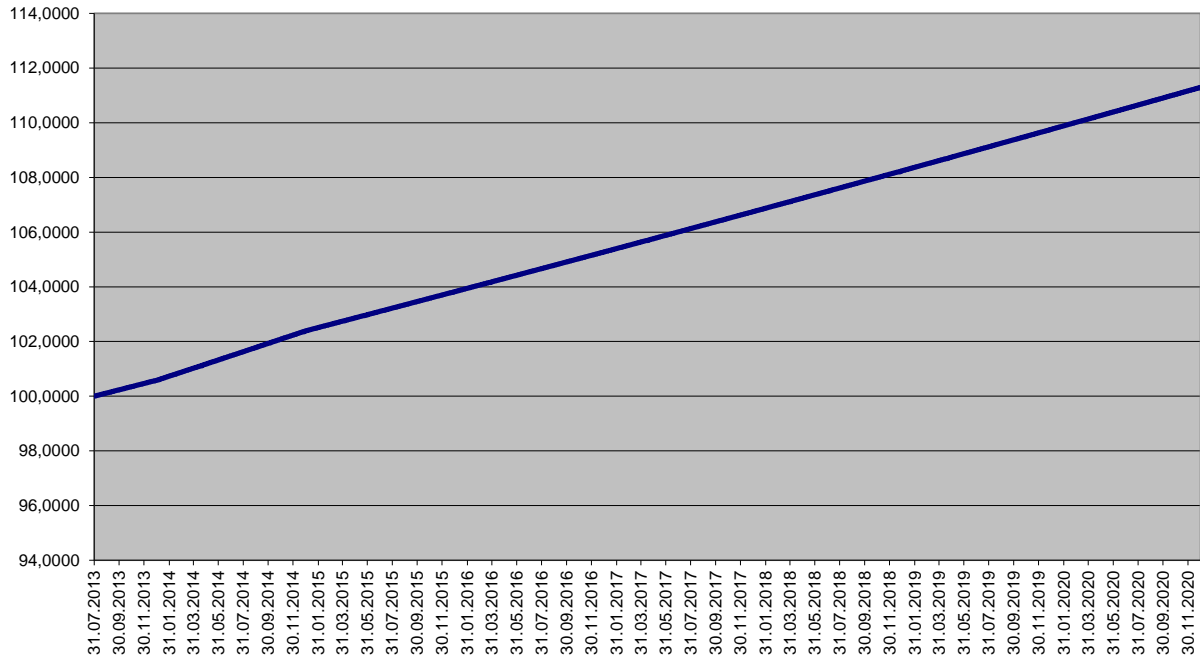
### Vyvážená strategie



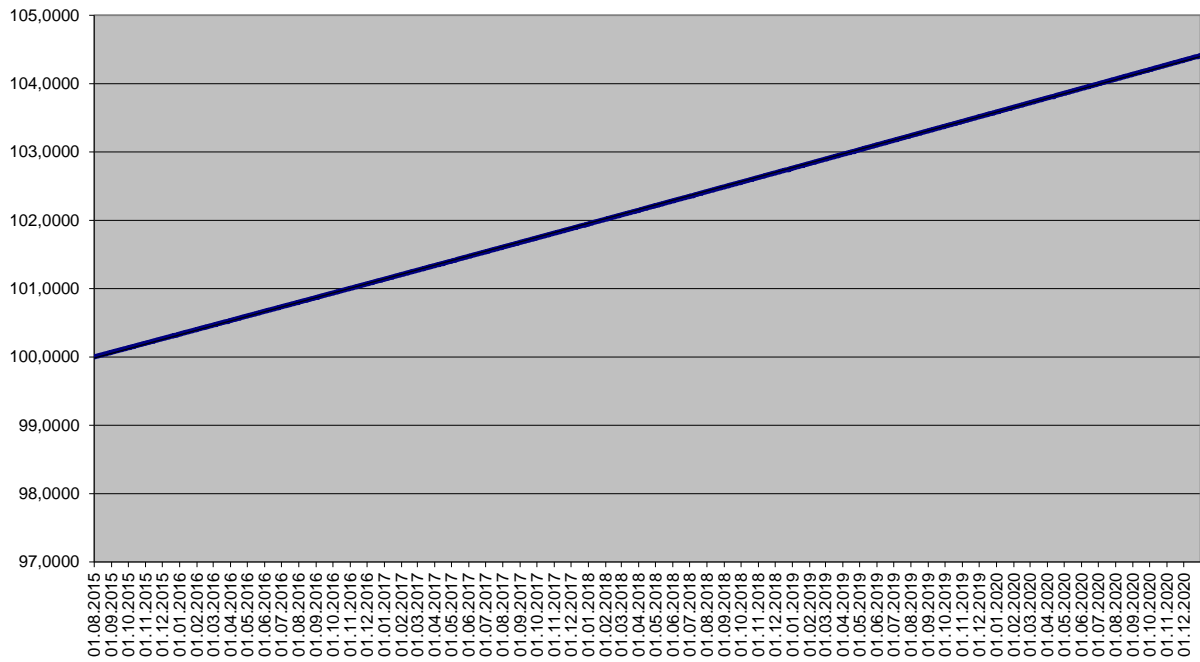
### Konzervativní strategie



### Garantovaný fond



### Garantovaný fond 2015



### Garantovaný fond 2016

