

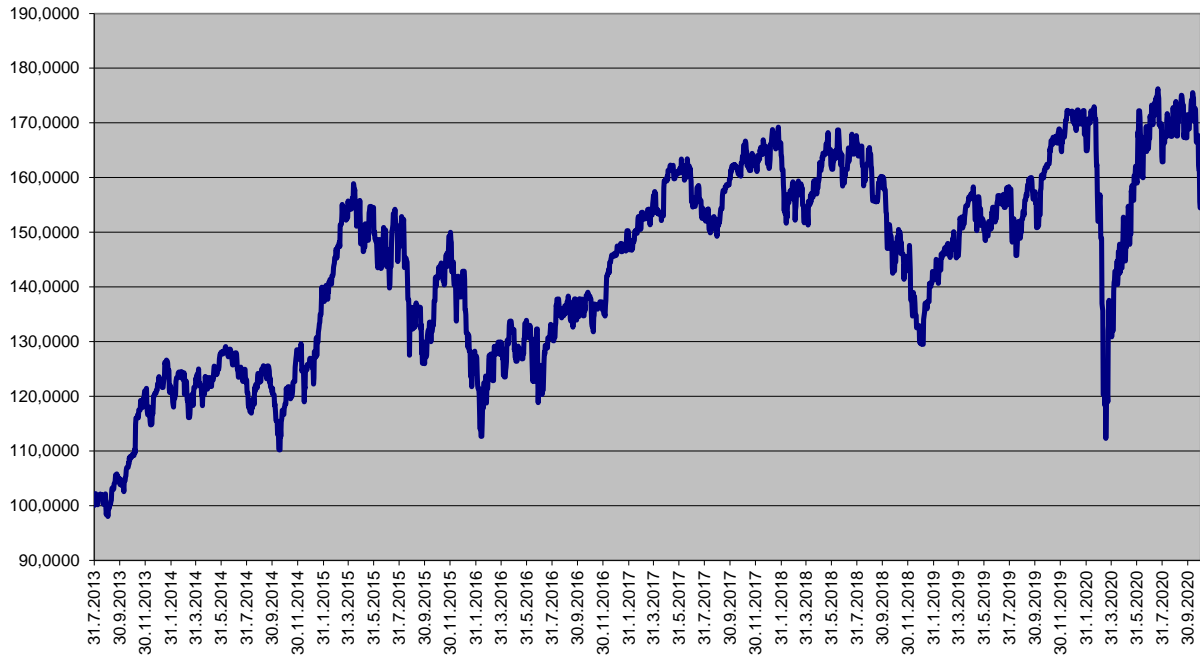
Ceny podílových jednotek  
Investiční životní pojištění

Datum	MEAG EuroBalance	Fond MEAG EuroRent	MEAG Proinvest	Dynamická (Conseq)	Strategie Vyvážená (Conseq)	Konzervativní (Conseq)
30.10.2020	141,7521	126,7341	154,4578	144,8853	143,1900	128,8783
29.10.2020	142,4033	127,3492	155,5551	146,0368	143,8888	129,1477
27.10.2020	142,8026	127,1928	161,3644	148,4096	145,0645	129,4689
26.10.2020	142,7261	126,7431	162,2002	149,0468	145,2536	129,4219
23.10.2020	142,6765	126,3150	167,7086	150,5461	145,8288	129,4285
22.10.2020	142,5180	126,3215	166,4113	150,4083	145,7734	129,4330
21.10.2020	142,4404	126,3121	166,4827	150,3235	145,6753	129,3488
20.10.2020	143,2298	126,5844	169,5266	150,7031	145,8591	129,3831
19.10.2020	144,5495	127,2160	172,4665	150,5830	145,9388	129,5033
16.10.2020	144,4172	126,9304	172,6525	151,0596	146,1040	129,5189
15.10.2020	144,3908	127,1527	170,3156	150,7434	146,0505	129,5920
14.10.2020	145,0255	126,9330	174,6140	151,9870	146,6007	129,6688
13.10.2020	145,2381	127,0450	174,8271	152,1397	146,7952	129,7999
12.10.2020	144,4402	126,0265	175,5495	152,4844	146,7977	129,7454
09.10.2020	143,6748	125,6455	174,1604	151,6917	146,3477	129,5735
08.10.2020	143,1491	125,3938	173,4183	151,1294	146,0772	129,5408
07.10.2020	142,7026	125,1192	171,5052	150,2754	145,6363	129,4127
06.10.2020	142,5180	124,9971	171,3599	149,5256	145,2724	129,3261
05.10.2020	143,0444	125,2182	171,0335	149,3045	145,2023	129,3238
02.10.2020	142,2825	124,9971	168,8820	147,9353	144,5281	129,1771
01.10.2020	141,2859	124,3401	168,8914	148,2085	144,4886	129,0391
30.09.2020	142,6505	125,6299	171,5091	147,9257	144,5905	129,1663
31.08.2020	139,1588	120,0515	169,4177	148,9464	144,0753	128,4978
31.07.2020	137,6045	120,1600	162,8729	144,3895	141,4587	127,7209
30.06.2020	139,7981	121,3806	167,3824	142,1708	140,4209	127,9283
29.05.2020	139,0954	120,6837	159,3228	137,6487	137,2123	126,3200
30.04.2020	137,1052	120,6210	149,5225	133,6407	134,1356	124,5731
31.03.2020	130,7366	119,3723	135,0752	123,5891	128,8503	124,0940
28.02.2020	128,1386	117,1059	151,9941	148,4079	140,1762	128,9553
31.01.2020	131,9432	116,1285	164,9080	159,2110	144,7315	129,3551
31.12.2019	133,4263	115,2331	170,0926	162,9799	146,4867	129,4348
29.11.2019	132,3957	116,0816	168,4510	159,4856	144,8681	129,2294
31.10.2019	131,5911	116,3938	162,4185	156,3934	143,3157	128,6866
30.09.2019	130,1603	118,6518	157,1547	154,9130	142,9067	128,8580
30.08.2019	128,6129	119,7920	152,4157	151,5712	141,2409	128,4041
31.07.2019	129,5746	117,0033	155,0384	156,2797	143,0452	128,2501
28.06.2019	128,7802	114,8349	152,4691	155,3980	141,7658	126,9640
31.05.2019	128,2687	114,6921	150,2692	149,5616	138,8741	126,2206
30.04.2019	131,5608	113,6234	157,0049	155,9685	141,1991	125,9184
29.03.2019	129,7105	113,8701	145,6625	152,7571	139,9505	125,7373
28.02.2019	127,5271	111,8023	145,9913	151,7495	139,4861	125,4025
31.01.2019	125,7359	111,9421	142,0498	148,8971	138,3833	125,2587
31.12.2018	121,6517	111,2690	129,5847	139,9322	133,8027	124,0372
30.11.2018	128,0769	111,8509	145,6248	148,4310	137,8577	124,8312

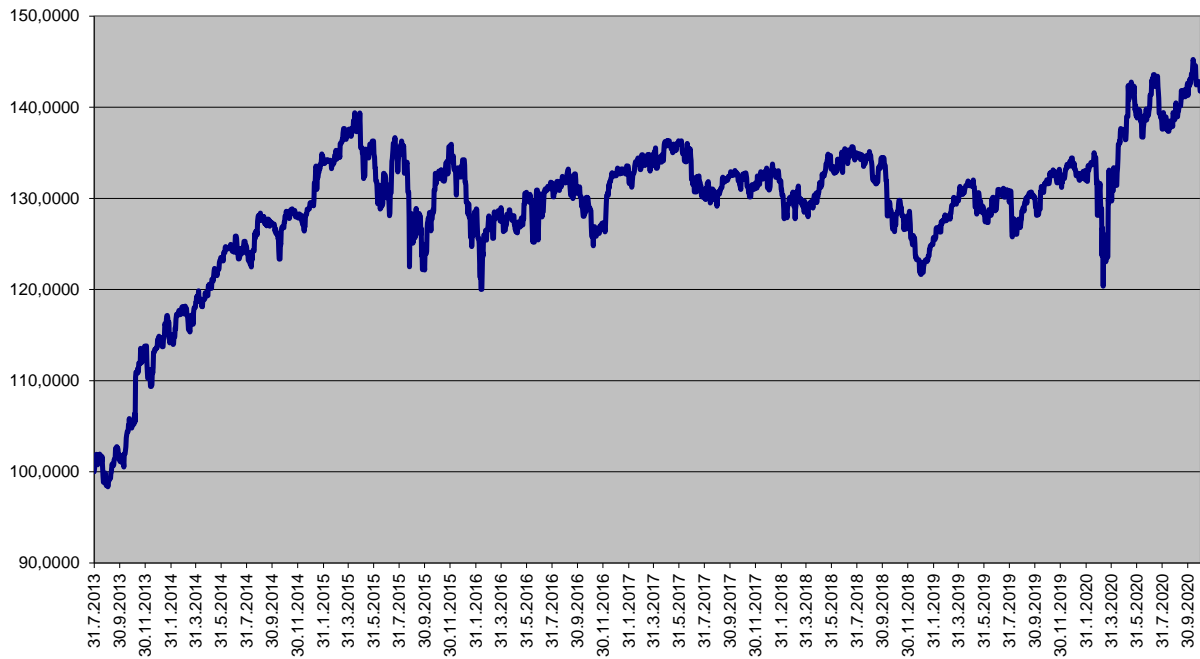
Ceny podílových jednotek  
**Investiční životní pojištění**

Datum	Garantovaný	Garantovaný 2015	Garantovaný 2016
30.10.2020	111,0372	104,2718	103,5703
29.10.2020	111,0330	104,2696	103,5677
27.10.2020	111,0246	104,2650	103,5627
26.10.2020	111,0203	104,2627	103,5601
23.10.2020	111,0077	104,2559	103,5525
22.10.2020	111,0035	104,2537	103,5500
21.10.2020	110,9993	104,2514	103,5474
20.10.2020	110,9950	104,2491	103,5449
19.10.2020	110,9908	104,2469	103,5424
16.10.2020	110,9782	104,2400	103,5348
15.10.2020	110,9740	104,2378	103,5322
14.10.2020	110,9697	104,2355	103,5297
13.10.2020	110,9655	104,2332	103,5272
12.10.2020	110,9613	104,2310	103,5246
09.10.2020	110,9487	104,2242	103,5170
08.10.2020	110,9445	104,2219	103,5145
07.10.2020	110,9402	104,2196	103,5120
06.10.2020	110,9360	104,2174	103,5094
05.10.2020	110,9318	104,2151	103,5069
02.10.2020	110,9192	104,2083	103,4993
01.10.2020	110,9150	104,2060	103,4968
30.09.2020	110,9107	104,2037	103,4942
31.08.2020	110,7844	104,1357	103,4183
31.07.2020	110,6540	104,0655	103,3398
30.06.2020	110,5238	103,9952	103,2614
29.05.2020	110,3896	103,9228	103,1805
30.04.2020	110,2680	103,8572	103,1073
31.03.2020	110,1424	103,7894	103,0316
28.02.2020	110,0086	103,7171	102,9509
31.01.2020	109,8917	103,6539	102,8804
31.12.2019	109,7624	103,5840	102,8024
29.11.2019	109,6287	103,5117	102,7216
31.10.2019	109,5076	103,4462	102,6485
30.09.2019	109,3784	103,3762	102,5705
30.08.2019	109,2493	103,3062	102,4924
31.07.2019	109,1246	103,2386	102,4170
28.06.2019	108,9875	103,1643	102,3341
31.05.2019	108,8713	103,1012	102,2637
30.04.2019	108,7428	103,0315	102,1860
29.03.2019	108,6104	102,9595	102,1057
28.02.2019	108,4904	102,8943	102,0331
31.01.2019	108,3748	102,8315	101,9630
31.12.2018	108,2469	102,7619	101,8854
30.11.2018	108,1192	102,6924	101,8079

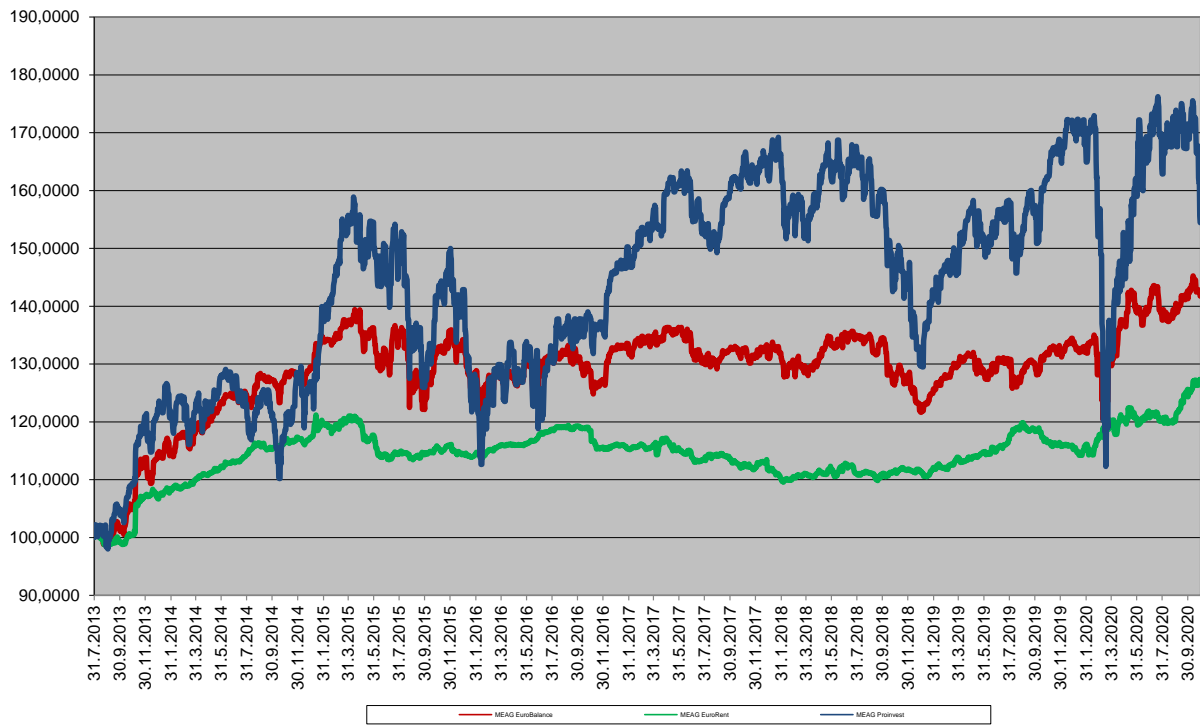
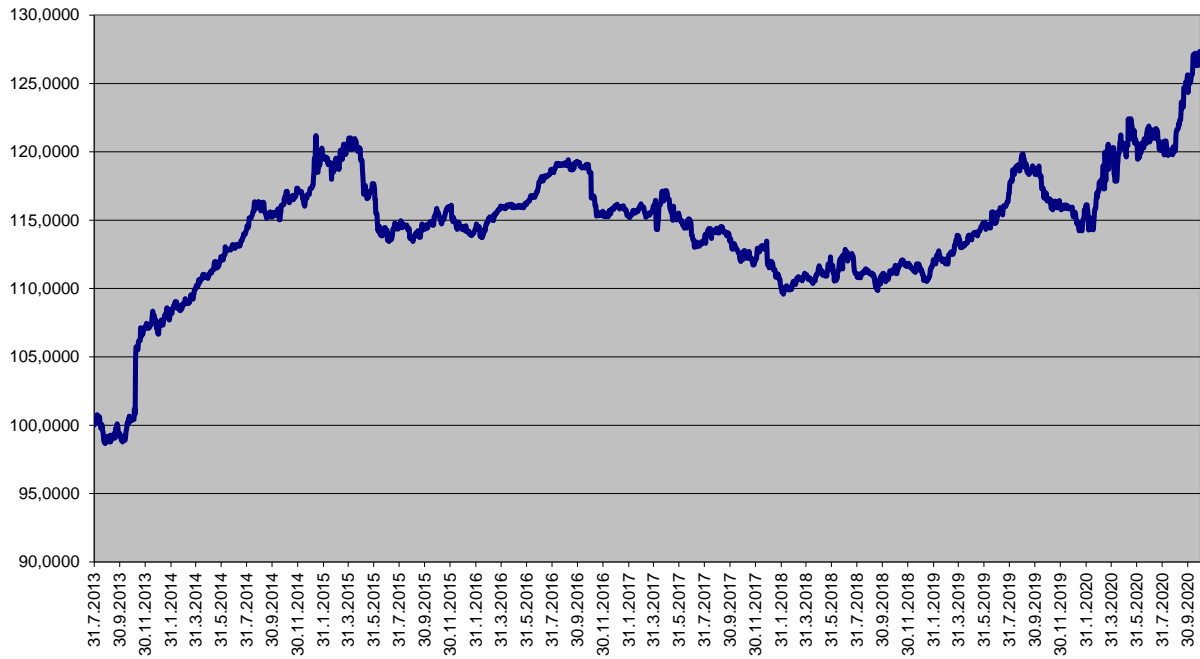
**Finanční fond MEAG ProInvest**



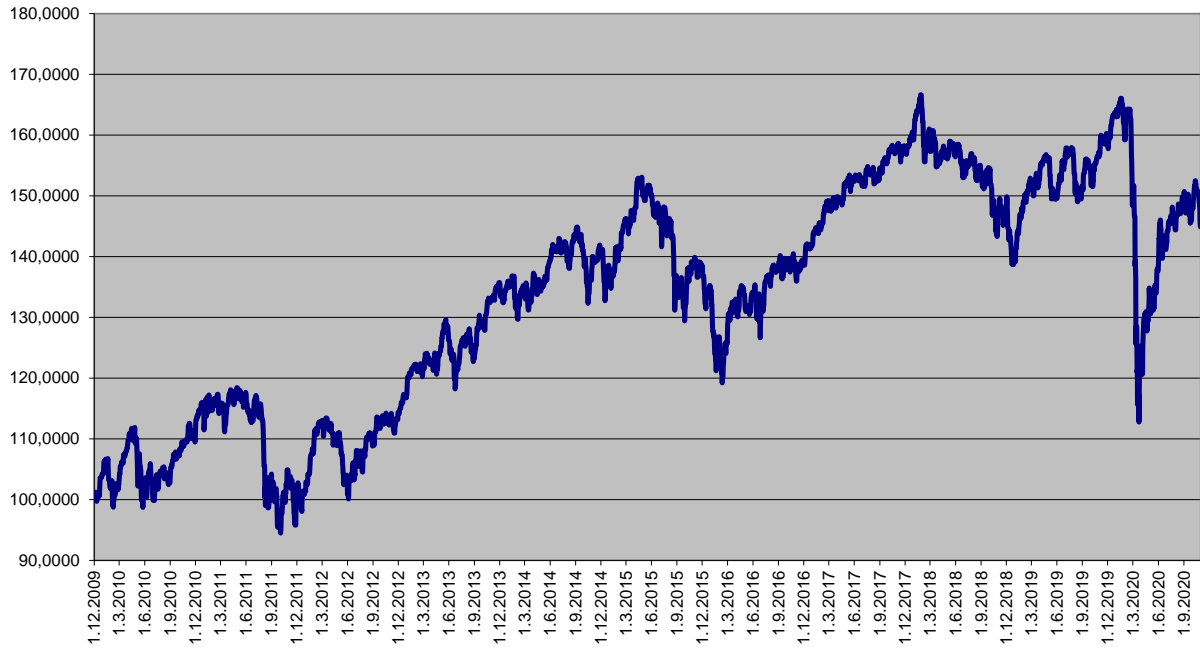
**Finanční fond MEAG EuroBalance**



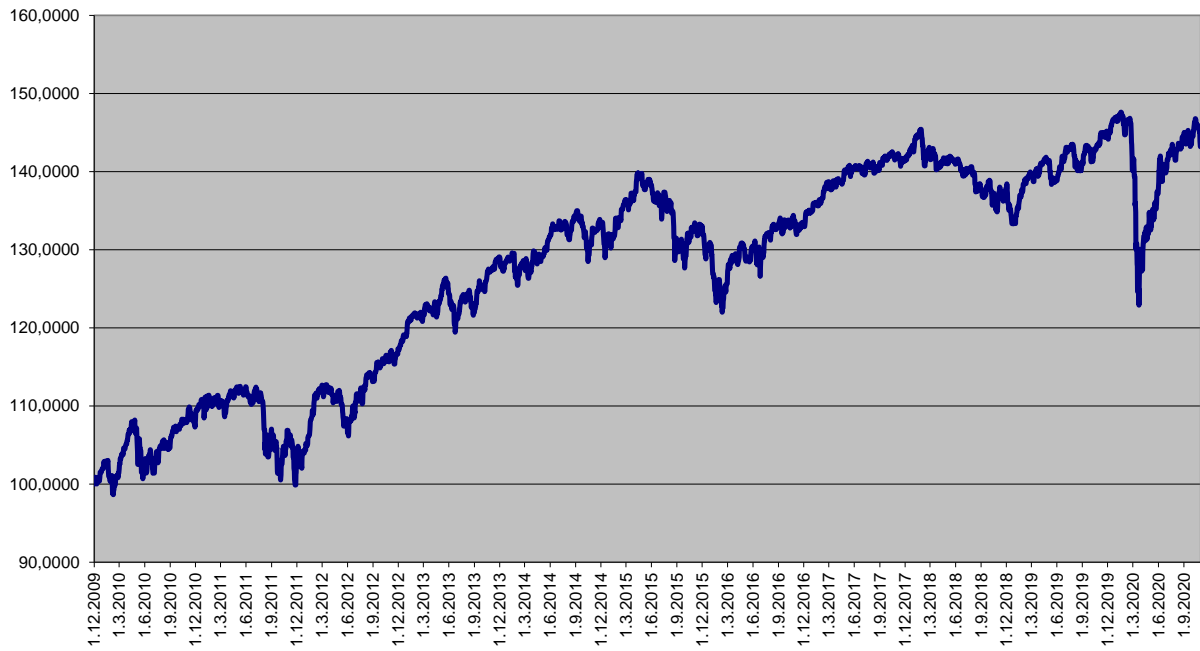
### Finanční fond MEAG EuroRent



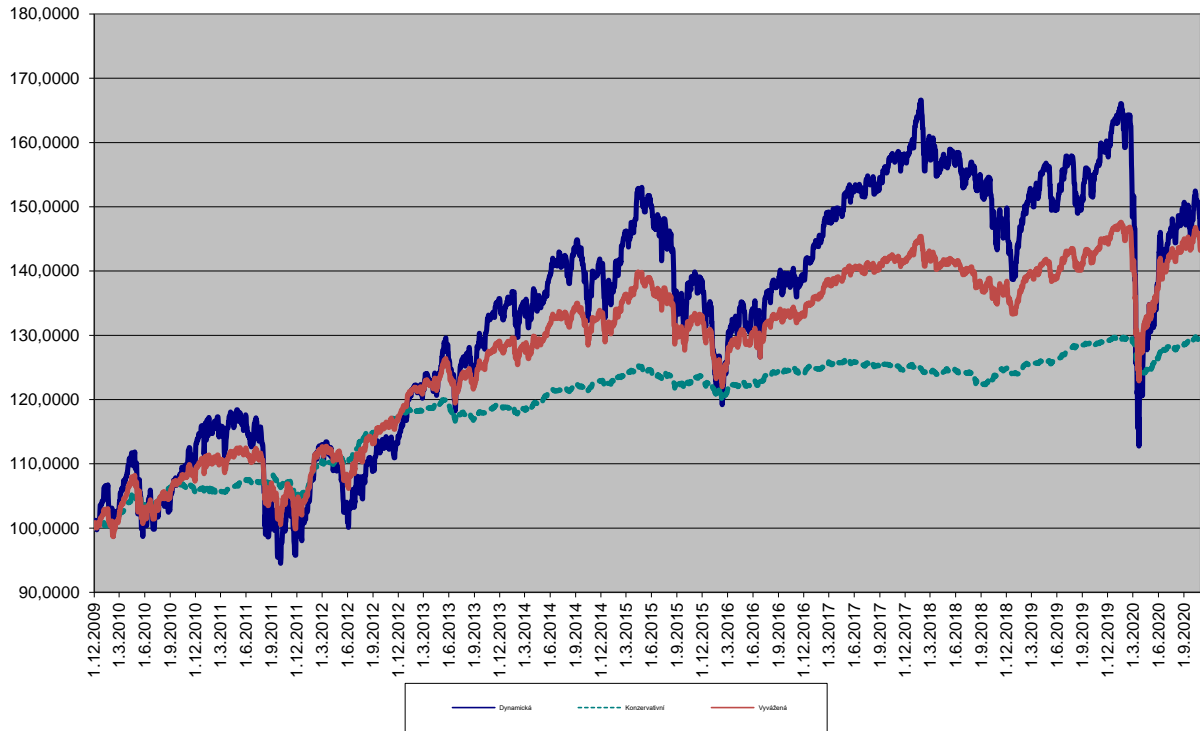
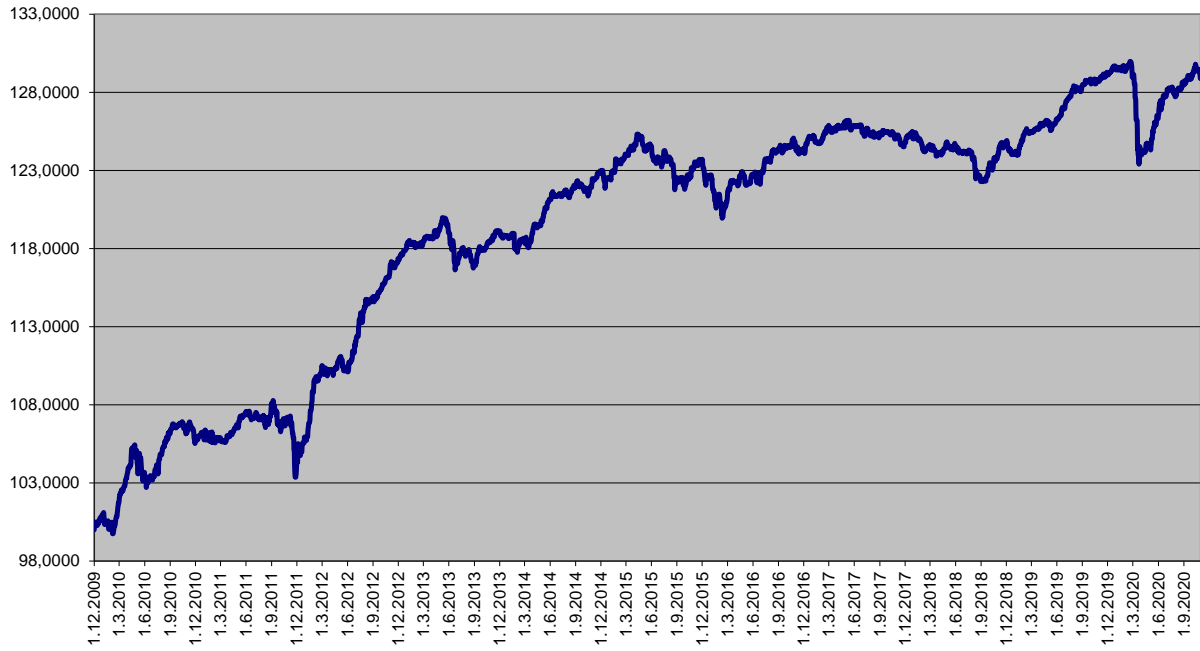
### Dynamická strategie



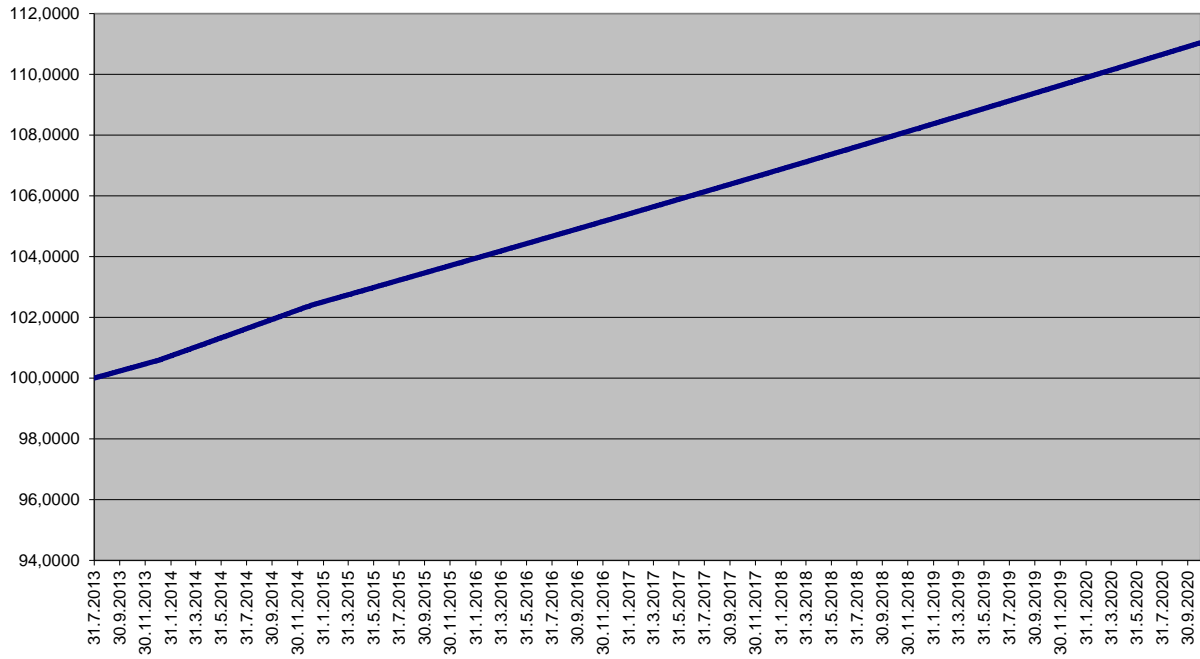
### Vyvážená strategie



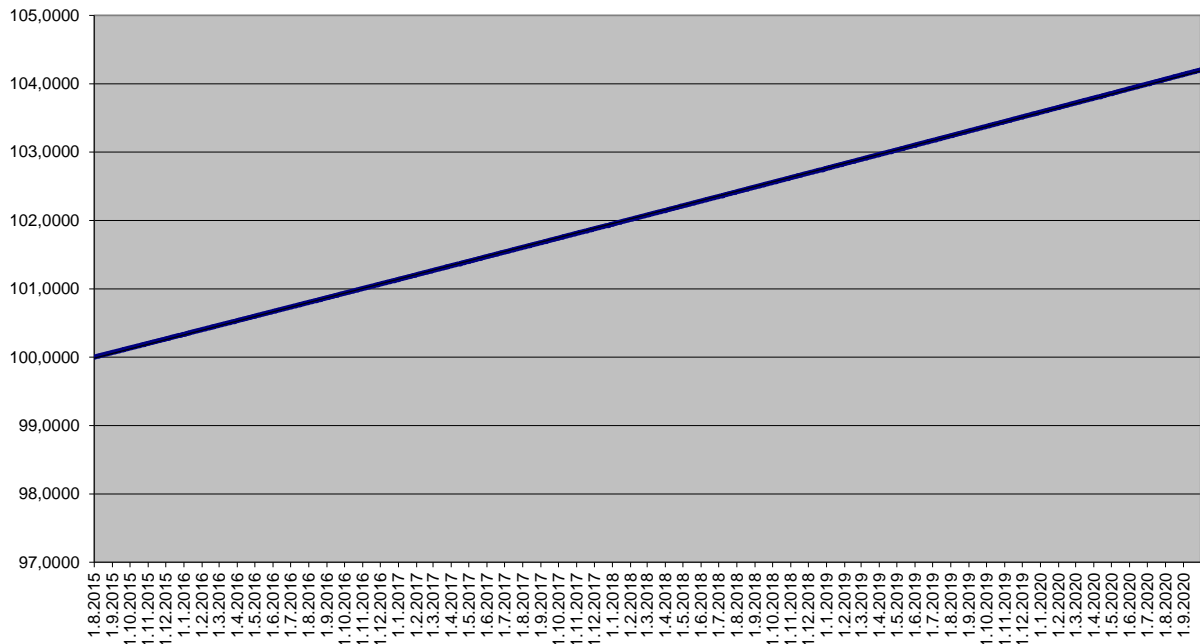
### Konzervativní strategie



### Garantovaný fond



### Garantovaný fond 2015



### Garantovaný fond 2016

