

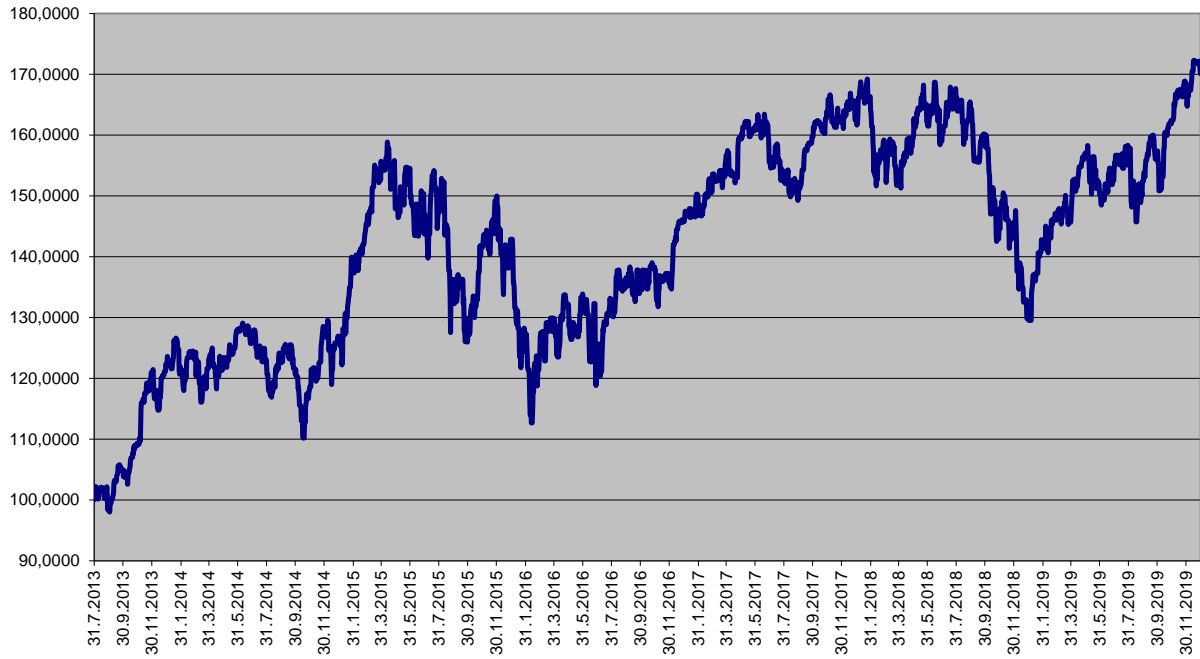
Ceny podílových jednotek  
Investiční životní pojištění

Datum	MEAG EuroBalance	Fond MEAG EuroRent	MEAG Proinvest	Dynamická (Conseq)	Strategie Vyvážená (Conseq)	Konzervativní (Conseq)
31.12.2019	133,4263	115,2331	170,0926	162,9799	146,4867	129,4348
30.12.2019	133,6888	115,4598	170,4273	163,1570	146,6093	129,5356
27.12.2019	134,4380	115,9471	172,1435	163,7484	146,9473	129,6805
23.12.2019	134,0448	115,8273	171,7601	163,3438	146,7303	129,6818
20.12.2019	133,5130	115,8373	171,9841	163,3017	146,6669	129,6110
19.12.2019	133,6704	115,9739	172,1868	162,9118	146,4754	129,5239
18.12.2019	133,7491	116,0422	172,2882	162,8121	146,4385	129,5235
17.12.2019	133,5392	115,8601	172,0179	162,5976	146,3010	129,4296
16.12.2019	133,7229	116,0194	172,2544	162,4646	146,2818	129,4707
13.12.2019	133,2457	116,0960	170,5092	161,5845	145,8774	129,3506
12.12.2019	132,8841	115,8809	169,1489	161,0115	145,6238	129,3110
11.12.2019	132,4460	116,1043	168,1252	159,8299	145,1135	129,3062
10.12.2019	132,1798	115,9408	167,3595	159,4678	144,9502	129,2596
9.12.2019	132,3015	115,9781	167,5031	159,7958	145,0937	129,2888
6.12.2019	132,5482	115,8745	167,9906	160,0036	145,1750	129,2616
5.12.2019	131,7415	115,8291	166,3635	158,9071	144,6696	129,1548
4.12.2019	131,9591	115,9926	167,0935	158,5695	144,5233	129,1253
3.12.2019	131,2059	116,1270	164,7303	157,7494	144,1640	129,1108
2.12.2019	131,6713	115,7627	165,0193	158,6816	144,5659	129,1878
29.11.2019	132,3957	116,0816	168,4510	159,4856	144,8681	129,2294
31.10.2019	131,5911	116,3938	162,4185	156,3934	143,3157	128,6866
30.9.2019	130,1603	118,6518	157,1547	154,9130	142,9067	128,8580
30.8.2019	128,6129	119,7920	152,4157	151,5712	141,2409	128,4041
31.7.2019	129,5746	117,0033	155,0384	156,2797	143,0452	128,2501
28.6.2019	128,7802	114,8349	152,4691	155,3980	141,7658	126,9640
31.5.2019	128,2687	114,6921	150,2692	149,5616	138,8741	126,2206
30.4.2019	131,5608	113,6234	157,0049	155,9685	141,1991	125,9184
29.3.2019	129,7105	113,8701	145,6625	152,7571	139,9505	125,7373
28.2.2019	127,5271	111,8023	145,9913	151,7495	139,4861	125,4025
31.1.2019	125,7359	111,9421	142,0498	148,8971	138,3833	125,2587
31.12.2018	121,6517	111,2690	129,5847	139,9322	133,8027	124,0372
30.11.2018	128,0769	111,8509	145,6248	148,4310	137,8577	124,8312
31.10.2018	127,2957	111,7000	144,8315	145,7144	135,9558	123,9823
27.9.2018	134,3540	110,9282	160,1965	154,6133	138,7650	123,1159
31.8.2018	134,7244	111,0889	164,2544	153,9840	137,8385	122,3698
31.7.2018	134,6426	110,8765	166,2960	156,1346	140,0359	123,7652
29.6.2018	134,3838	112,4697	159,0005	153,8919	139,8107	124,2340
31.5.2018	133,1882	111,3755	161,9866	156,4299	140,9413	124,4771
30.4.2018	130,6468	111,4649	159,3915	157,3220	141,7685	124,8271
30.3.2018	129,3324	111,0212	152,9017	155,9416	140,8373	124,1144
28.2.2018	130,6904	110,4322	159,2014	159,3887	142,5252	124,6568
31.1.2018	130,9462	109,9974	163,9583	164,3682	144,3460	124,6107

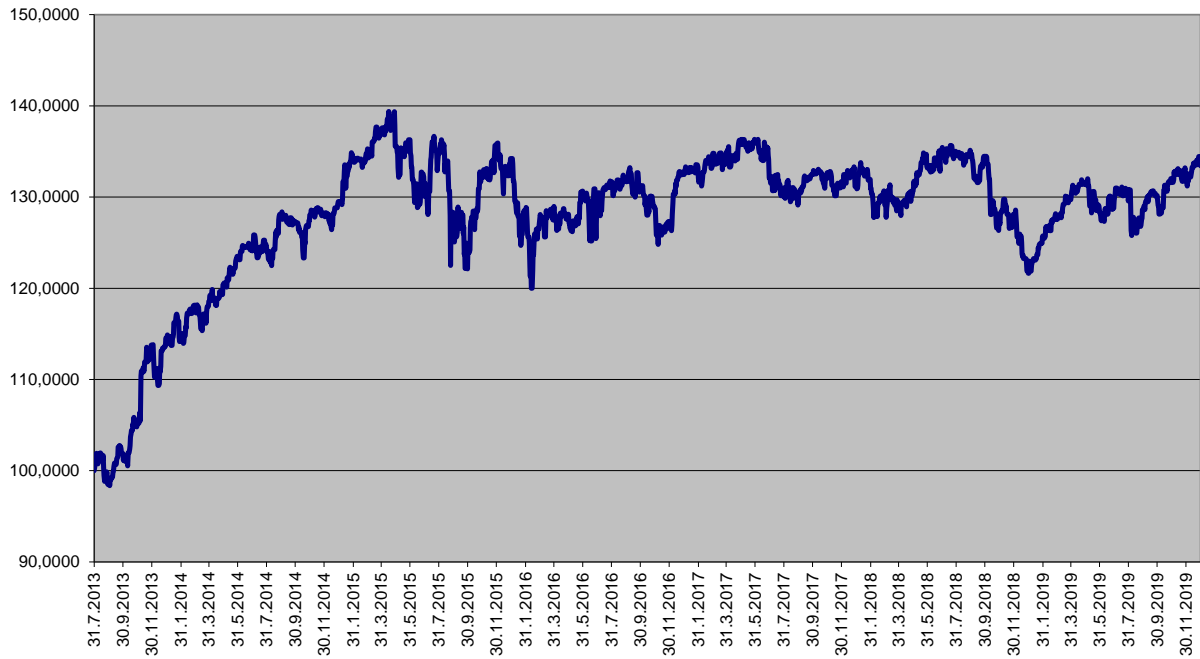
Ceny podílových jednotek  
Investiční životní pojištění

Datum	Garantovaný	Garantovaný 2015	Garantovaný 2016
31.12.2019	109,7624	103,5840	102,8024
30.12.2019	109,7582	103,5817	102,7998
27.12.2019	109,7456	103,5750	102,7923
23.12.2019	109,7289	103,5659	102,7822
20.12.2019	109,7164	103,5591	102,7746
19.12.2019	109,7122	103,5569	102,7721
18.12.2019	109,7080	103,5546	102,7696
17.12.2019	109,7038	103,5523	102,7670
16.12.2019	109,6997	103,5501	102,7645
13.12.2019	109,6871	103,5433	102,7569
12.12.2019	109,6830	103,5410	102,7544
11.12.2019	109,6788	103,5388	102,7519
10.12.2019	109,6746	103,5365	102,7494
9.12.2019	109,6704	103,5343	102,7469
6.12.2019	109,6579	103,5275	102,7393
5.12.2019	109,6537	103,5252	102,7368
4.12.2019	109,6495	103,5230	102,7342
3.12.2019	109,6454	103,5207	102,7317
2.12.2019	109,6412	103,5184	102,7292
29.11.2019	109,6287	103,5117	102,7216
31.10.2019	109,5076	103,4462	102,6485
30.9.2019	109,3784	103,3762	102,5705
30.8.2019	109,2493	103,3062	102,4924
31.7.2019	109,1246	103,2386	102,4170
28.6.2019	108,9875	103,1643	102,3341
31.5.2019	108,8713	103,1012	102,2637
30.4.2019	108,7428	103,0315	102,1860
29.3.2019	108,6104	102,9595	102,1057
28.2.2019	108,4904	102,8943	102,0331
31.1.2019	108,3748	102,8315	101,9630
31.12.2018	108,2469	102,7619	101,8854
30.11.2018	108,1192	102,6924	101,8079
31.10.2018	107,9957	102,6252	101,7329
27.9.2018	107,8559	102,5490	101,6481
31.8.2018	107,7451	102,4886	101,5807
31.7.2018	107,6179	102,4192	101,5035
29.6.2018	107,4868	102,3477	101,4238
31.5.2018	107,3681	102,2829	101,3516
30.4.2018	107,2414	102,2138	101,2745
30.3.2018	107,1108	102,1424	101,1950
28.2.2018	106,9926	102,0777	101,1229
31.1.2018	106,8785	102,0154	101,0535

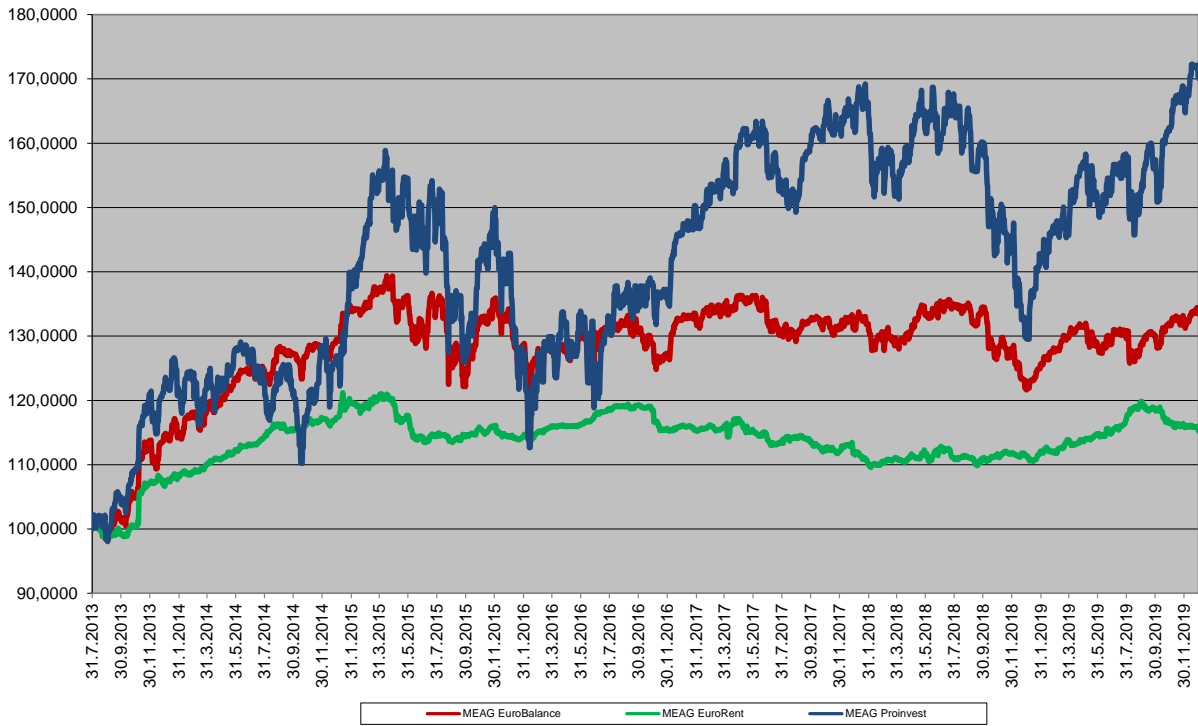
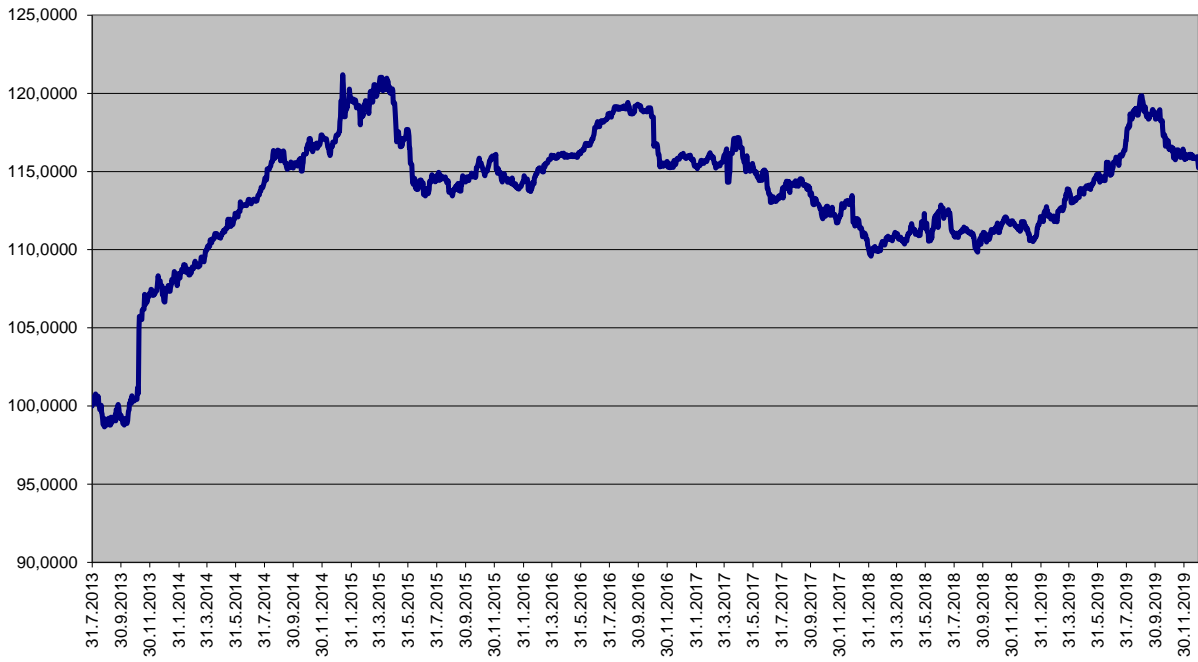
### Finanční fond MEAG ProInvest



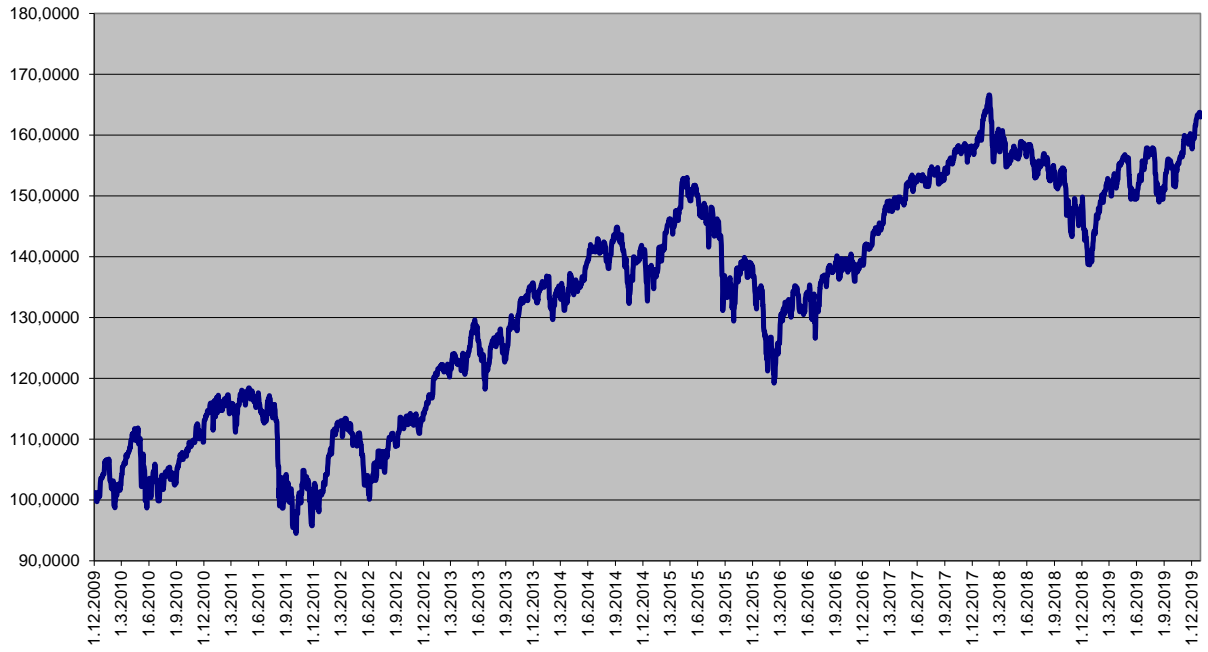
### Finanční fond MEAG EuroBalance



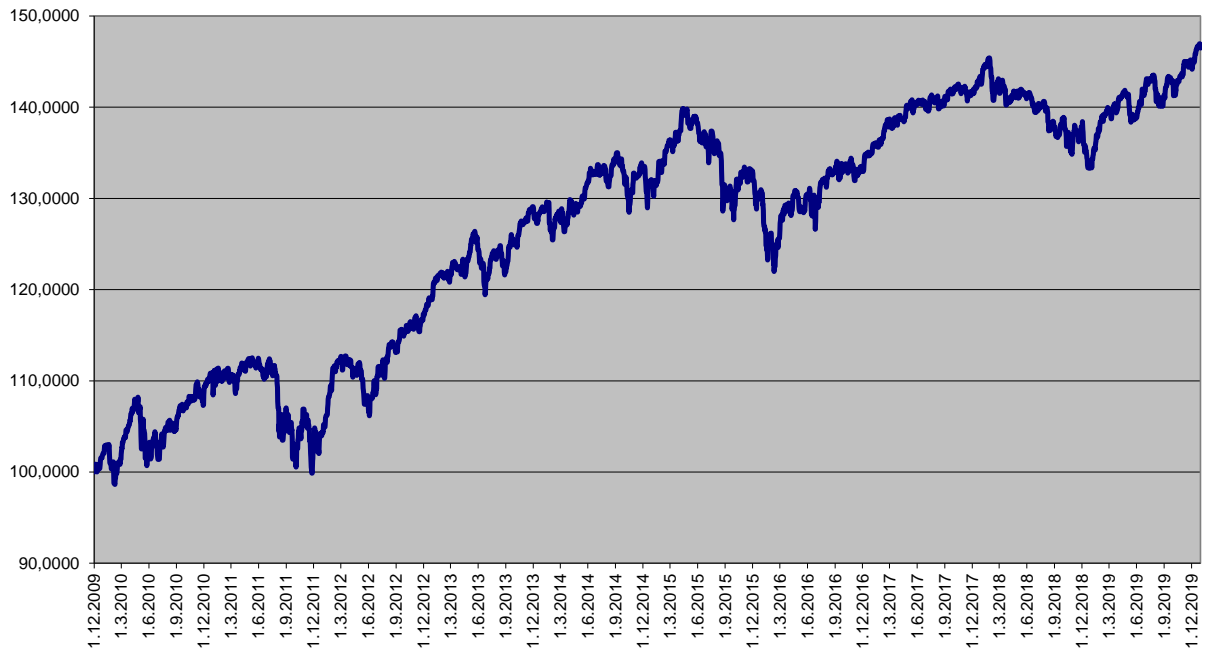
### Finanční fond MEAG EuroRent



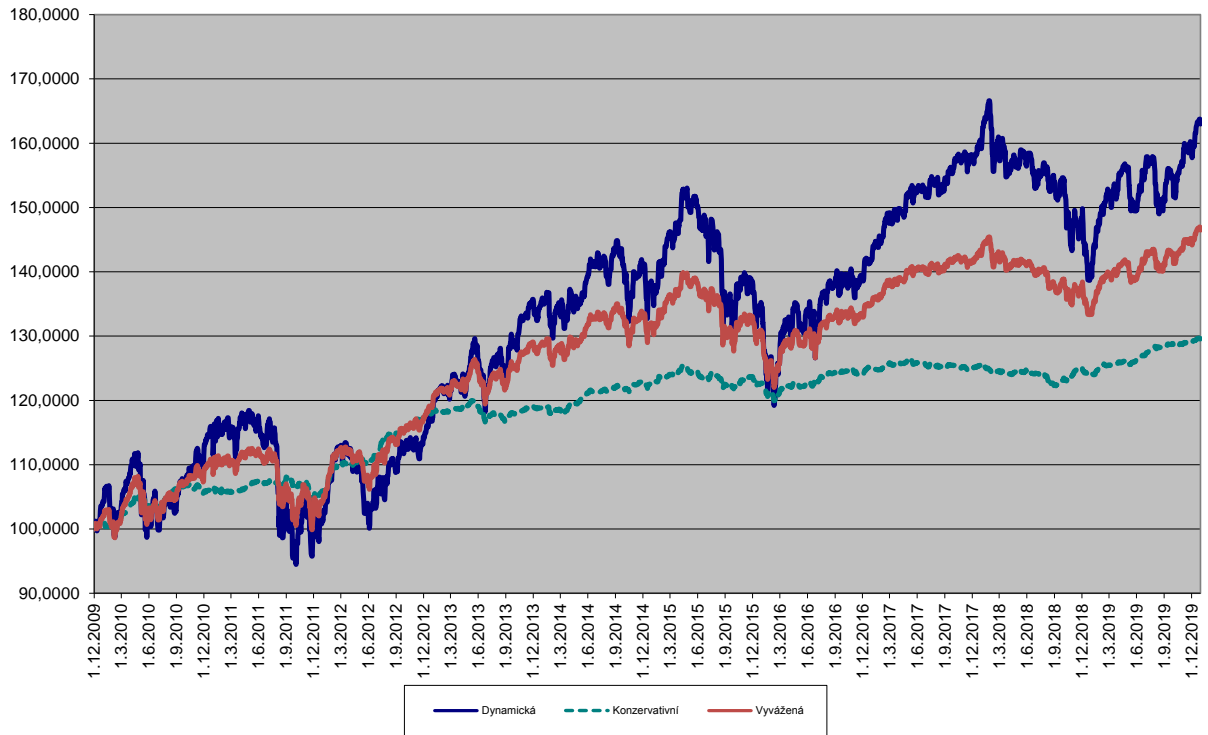
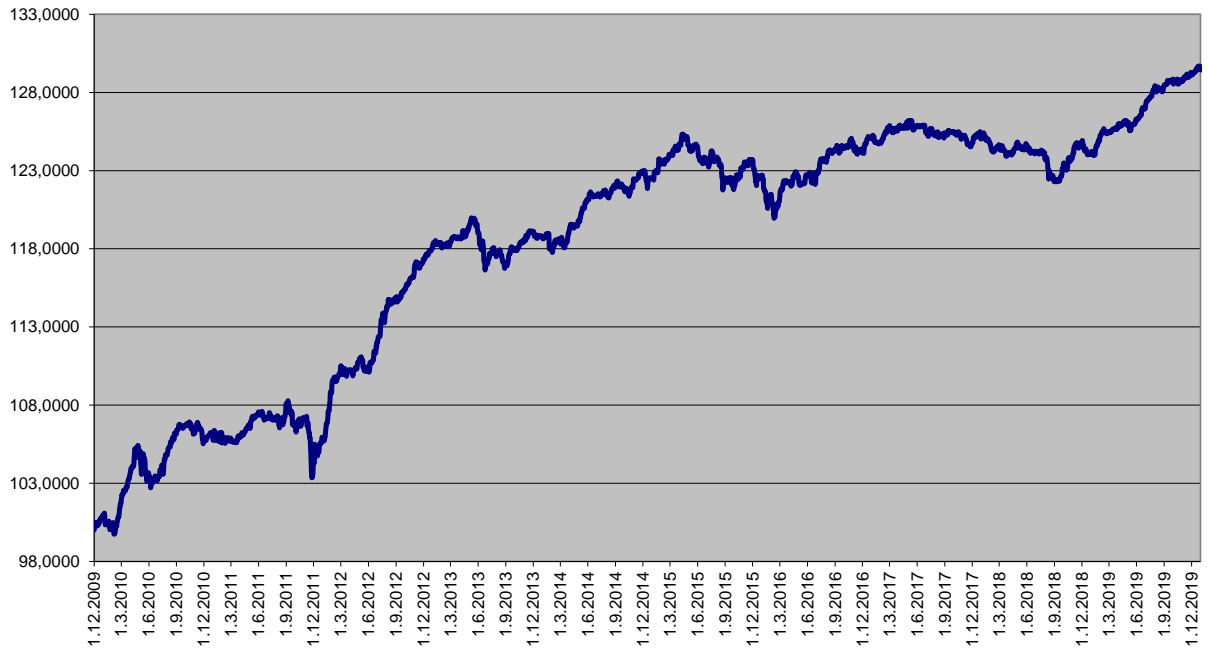
### Dynamická strategie



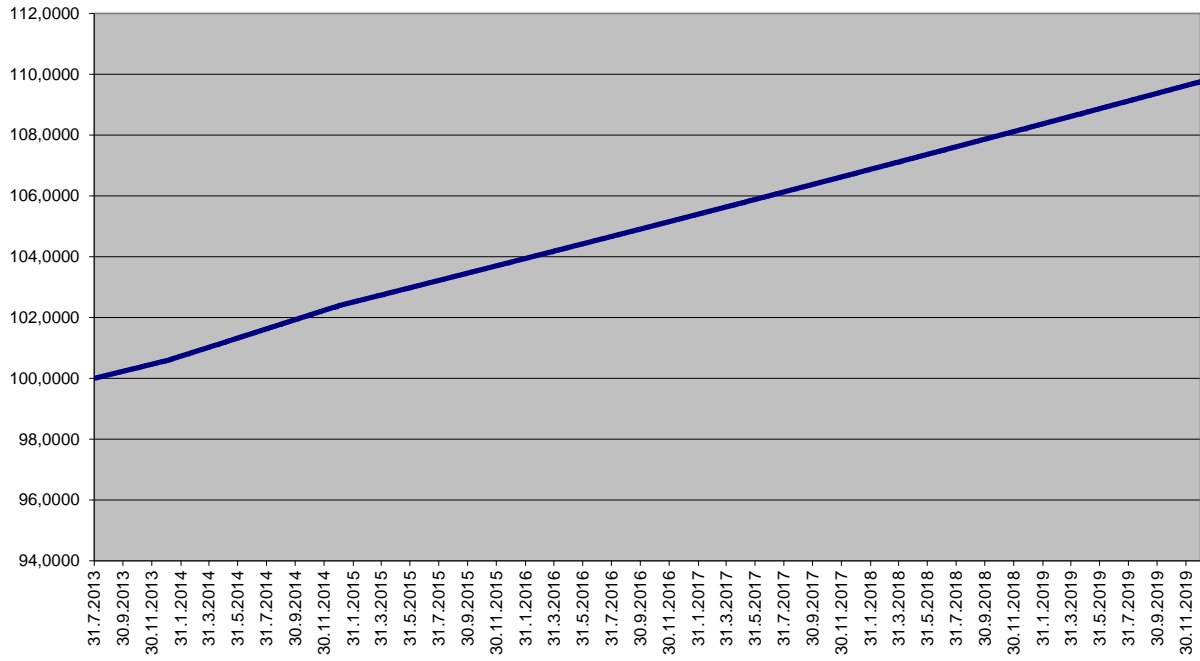
### Vyvážená strategie



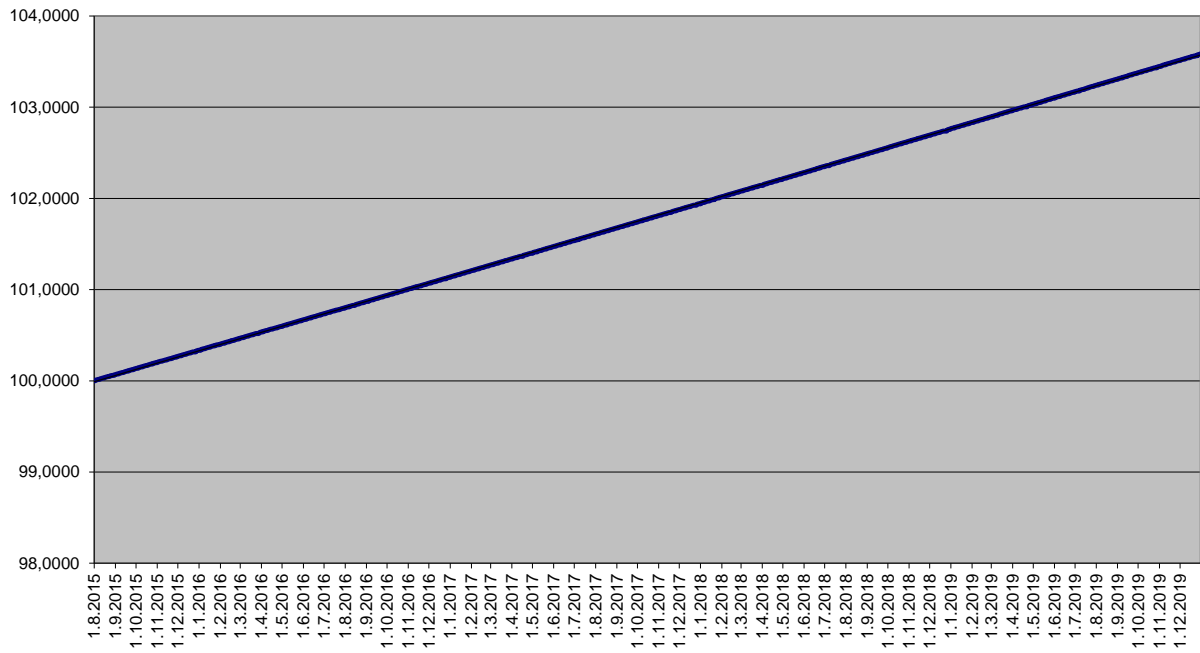
### Konzervativní strategie



### Garantovaný fond



### Garantovaný fond 2015



### Garantovaný fond 2016

