

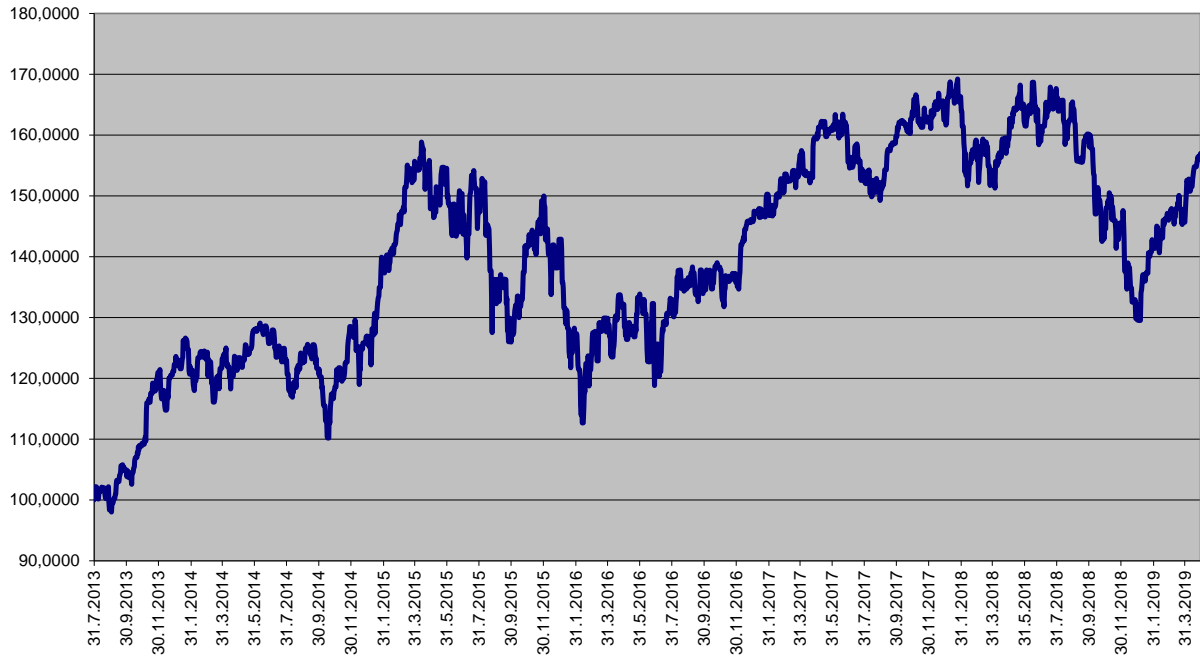
Ceny podílových jednotek
Investiční životní pojištění

Datum	MEAG EuroBalance	Fond MEAG EuroRent	MEAG Proinvest	Dynamická (Conseq)	Strategie Vyvážená (Conseq)	Konzervativní (Conseq)
30.4.2019	131,5608	113,6234	157,0049	155,9685	141,1991	125,9184
29.4.2019	131,5668	113,7119	156,6939	156,3922	141,4924	126,1186
26.4.2019	131,4053	113,7111	156,0422	156,3163	141,5255	126,1959
25.4.2019	131,6795	113,9183	156,4415	155,9899	141,4064	126,1924
24.4.2019	131,6780	113,6356	155,7598	156,4466	141,6542	126,1839
23.4.2019	131,8999	113,8136	155,4433	156,7895	141,8585	126,2117
18.4.2019	131,4222	113,3405	154,8162	156,4808	141,6543	126,1110
17.4.2019	131,2460	113,2672	154,2416	156,4082	141,6258	126,0722
16.4.2019	131,1285	113,3114	153,4265	156,2716	141,5078	126,0027
15.4.2019	130,9001	113,1348	152,8361	155,7422	141,2255	125,9168
12.4.2019	130,6099	113,2610	151,5363	155,7890	141,2424	125,8896
11.4.2019	130,5334	113,1946	151,0695	155,3305	141,0583	125,9352
10.4.2019	130,4146	113,0315	150,7569	155,4646	141,1351	125,9379
9.4.2019	130,9226	113,0386	152,3289	155,0349	140,8977	125,8282
8.4.2019	131,0474	113,1048	152,7876	155,2369	140,9851	125,8696
5.4.2019	130,8234	112,9945	152,2694	155,3739	141,1000	125,9448
4.4.2019	131,3059	113,3323	152,5761	155,1345	141,0724	126,0138
3.4.2019	130,7828	113,5763	150,1316	155,1413	141,0403	125,9385
2.4.2019	130,6198	113,5749	149,0373	154,3860	140,7286	125,9506
1.4.2019	129,9993	113,7886	146,9297	154,2102	140,7247	125,9760
29.3.2019	129,7105	113,8701	145,6625	152,7571	139,9505	125,7373
28.2.2019	127,5271	111,8023	145,9913	151,7495	139,4861	125,4025
31.1.2019	125,7359	111,9421	142,0498	148,8971	138,3833	125,2587
31.12.2018	121,6517	111,2690	129,5847	139,9322	133,8027	124,0372
30.11.2018	128,0769	111,8509	145,6248	148,4310	137,8577	124,8312
31.10.2018	127,2957	111,7000	144,8315	145,7144	135,9558	123,9823
27.9.2018	134,3540	110,9282	160,1965	154,6133	138,7650	123,1159
31.8.2018	134,7244	111,0889	164,2544	153,9840	137,8385	122,3698
31.7.2018	134,6426	110,8765	166,2960	156,1346	140,0359	123,7652
29.6.2018	134,3838	112,4697	159,0005	153,8919	139,8107	124,2340
31.5.2018	133,1882	111,3755	161,9866	156,4299	140,9413	124,4771
30.4.2018	130,6468	111,4649	159,3915	157,3220	141,7685	124,8271
30.3.2018	129,3324	111,0212	152,9017	155,9416	140,8373	124,1144
28.2.2018	130,6904	110,4322	159,2014	159,3887	142,5252	124,6568
31.1.2018	130,9462	109,9974	163,9583	164,3682	144,3460	124,6107
29.12.2017	131,1422	111,7471	162,4929	159,1614	142,5225	125,0261
30.11.2017	131,6883	112,0243	162,6537	157,8869	141,6425	124,7610
31.10.2017	132,6633	112,6464	163,9654	157,9413	142,0777	125,2667
29.9.2017	132,4641	113,5018	159,7533	156,1459	141,7238	125,4044
31.8.2017	129,9924	114,2939	150,4811	154,0968	140,9594	125,4169
31.7.2017	130,0124	113,5503	152,5730	153,5334	140,5483	125,2513
30.6.2017	132,0859	113,9011	155,5641	151,5971	139,7485	125,4015
31.5.2017	136,1149	115,3225	160,9009	152,3110	140,2443	125,8010

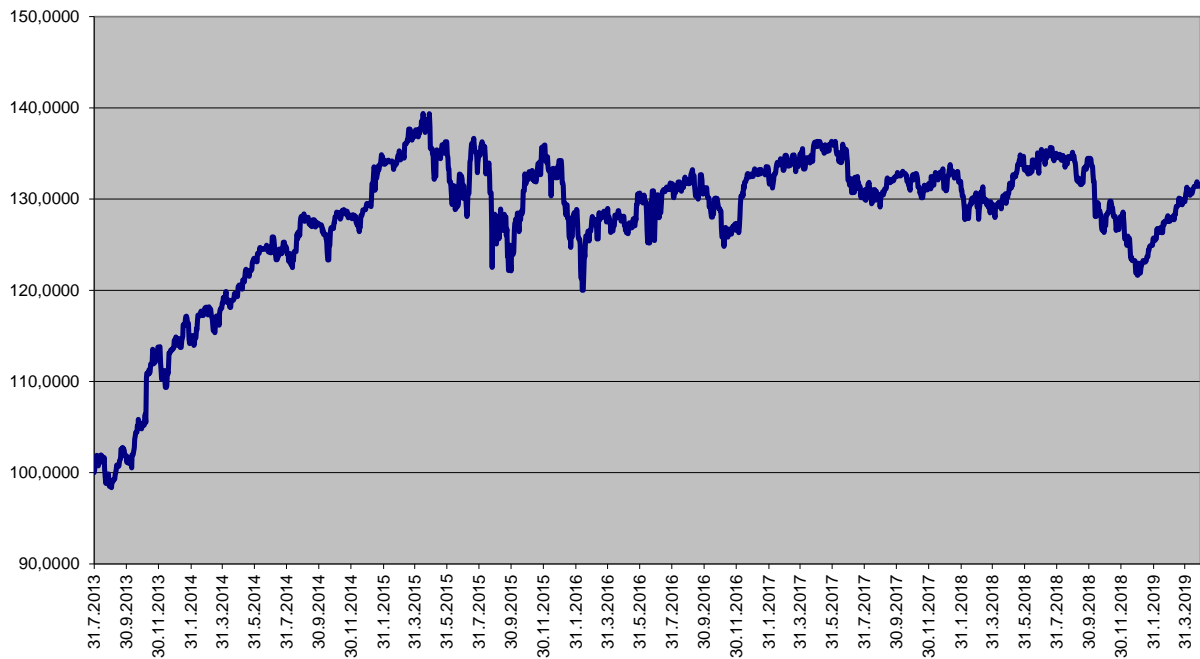
Ceny podílových jednotek
Investiční životní pojištění

Datum	Garantovaný	Garantovaný 2015	Garantovaný 2016
30.4.2019	108,7428	103,0315	102,1860
29.4.2019	108,7387	103,0292	102,1834
26.4.2019	108,7263	103,0225	102,1759
25.4.2019	108,7221	103,0202	102,1734
24.4.2019	108,7180	103,0180	102,1709
23.4.2019	108,7138	103,0157	102,1684
18.4.2019	108,6931	103,0045	102,1559
17.4.2019	108,6890	103,0022	102,1533
16.4.2019	108,6848	103,0000	102,1508
15.4.2019	108,6807	102,9977	102,1483
12.4.2019	108,6683	102,9910	102,1408
11.4.2019	108,6641	102,9887	102,1383
10.4.2019	108,6600	102,9865	102,1358
9.4.2019	108,6559	102,9842	102,1333
8.4.2019	108,6517	102,9820	102,1308
5.4.2019	108,6393	102,9752	102,1233
4.4.2019	108,6352	102,9730	102,1208
3.4.2019	108,6310	102,9707	102,1182
2.4.2019	108,6269	102,9685	102,1157
1.4.2019	108,6228	102,9663	102,1132
29.3.2019	108,6104	102,9595	102,1057
28.2.2019	108,4904	102,8943	102,0331
31.1.2019	108,3748	102,8315	101,9630
31.12.2018	108,2469	102,7619	101,8854
30.11.2018	108,1192	102,6924	101,8079
31.10.2018	107,9957	102,6252	101,7329
27.9.2018	107,8559	102,5490	101,6481
31.8.2018	107,7451	102,4886	101,5807
31.7.2018	107,6179	102,4192	101,5035
29.6.2018	107,4868	102,3477	101,4238
31.5.2018	107,3681	102,2829	101,3516
30.4.2018	107,2414	102,2138	101,2745
30.3.2018	107,1108	102,1424	101,1950
28.2.2018	106,9926	102,0777	101,1229
31.1.2018	106,8785	102,0154	101,0535
29.12.2017	106,7442	101,9419	100,9716
30.11.2017	106,6264	101,8774	100,8998
31.10.2017	106,5046	101,8107	100,8255
29.9.2017	106,3749	101,7396	100,7463
31.8.2017	106,2574	101,6752	100,6747
31.7.2017	106,1321	101,6064	100,5981
30.6.2017	106,0068	101,5377	100,5215
31.5.2017	105,8857	101,4712	100,4476

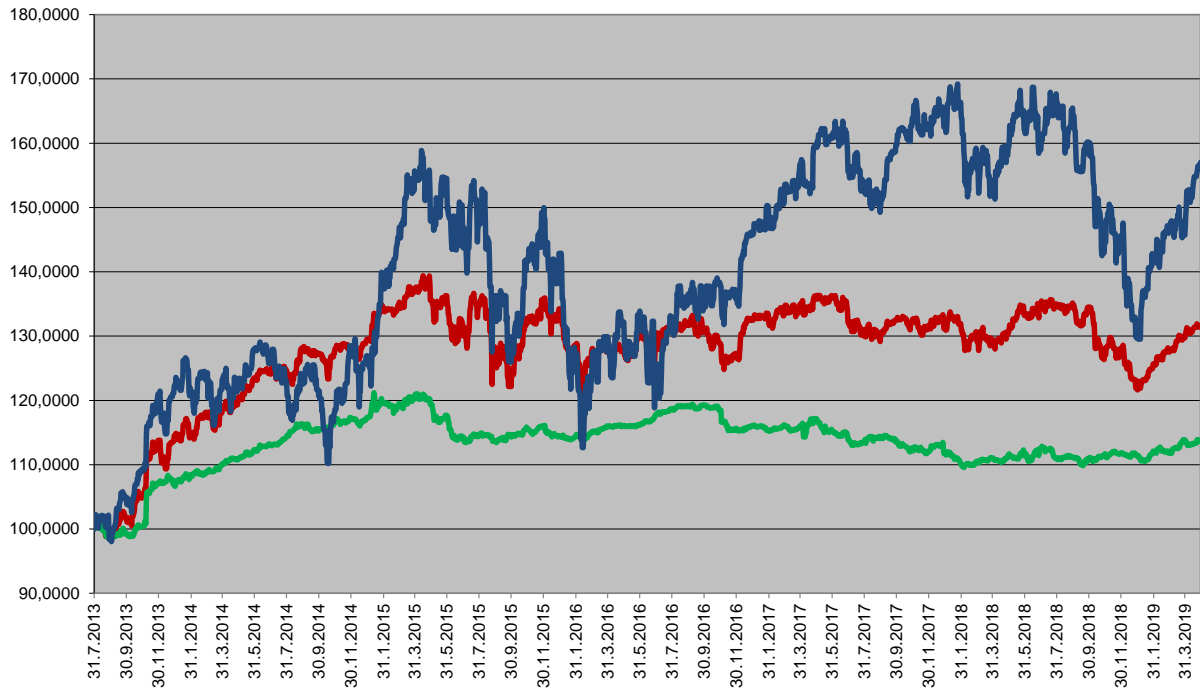
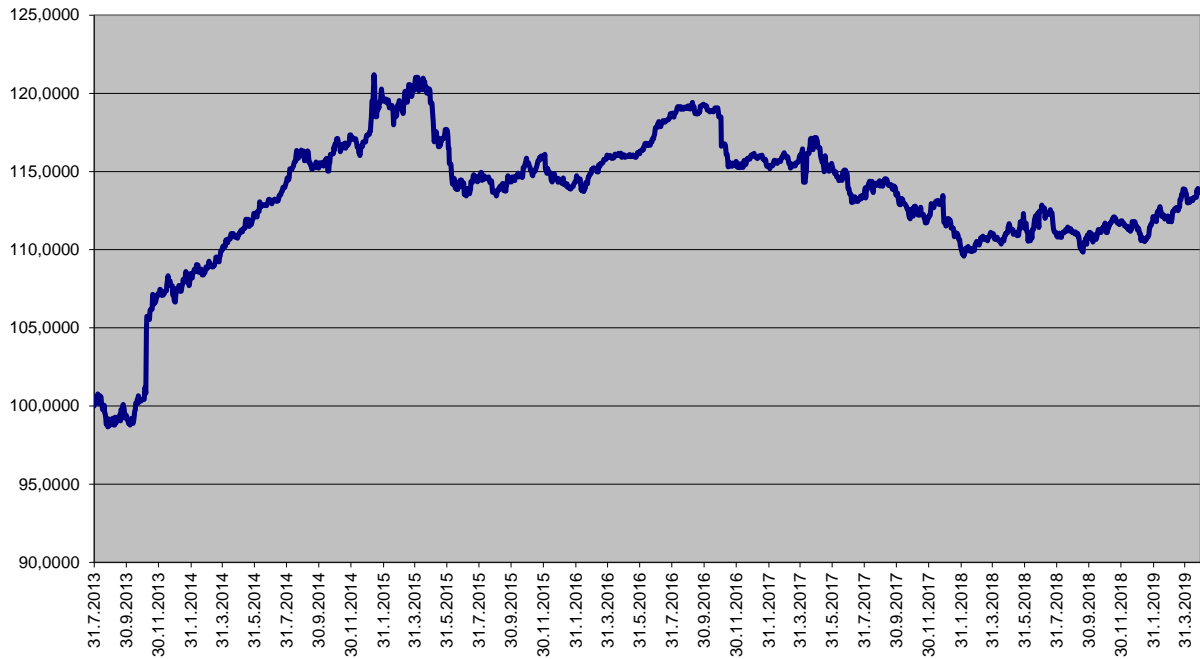
Jednotkový fond MEAG ProInvest



Jednotkový fond MEAG EuroBalance

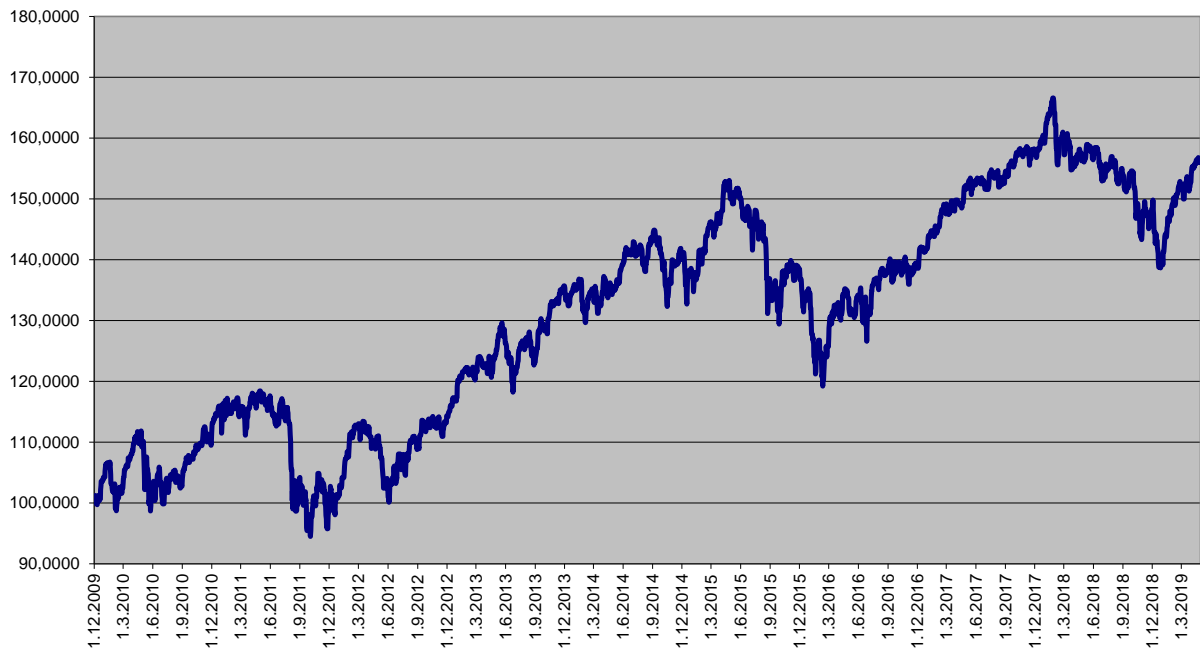


Jednotkový fond MEAG EuroRent

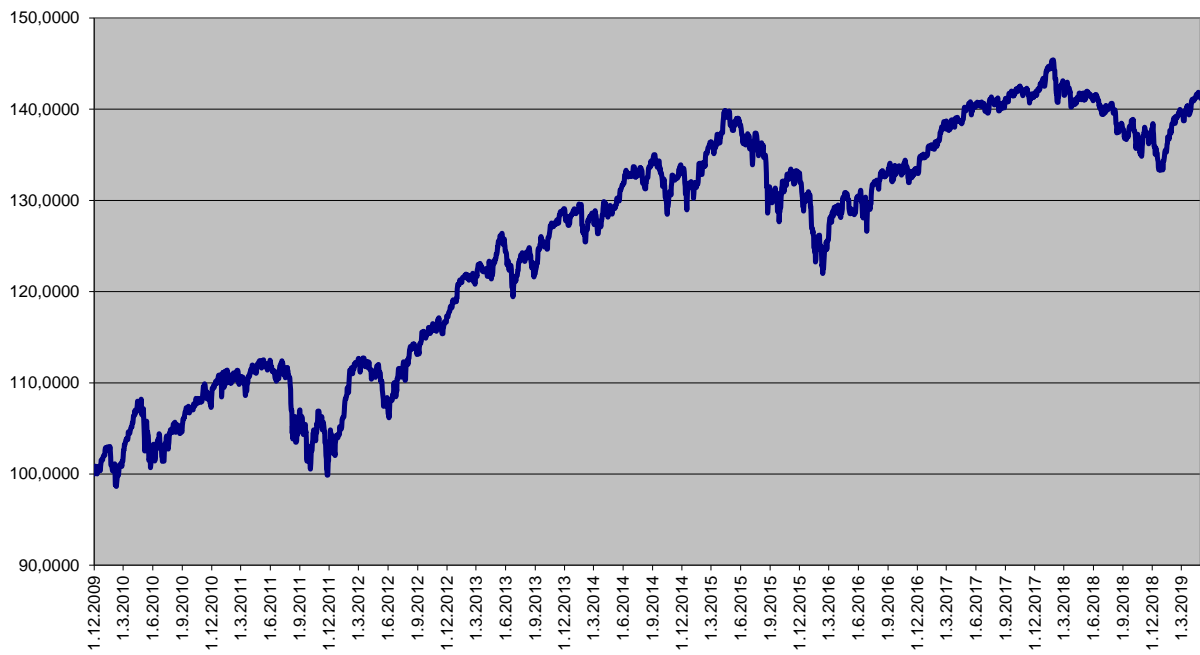


— MEAG EuroBalance — MEAG EuroRent — MEAG Proinvest

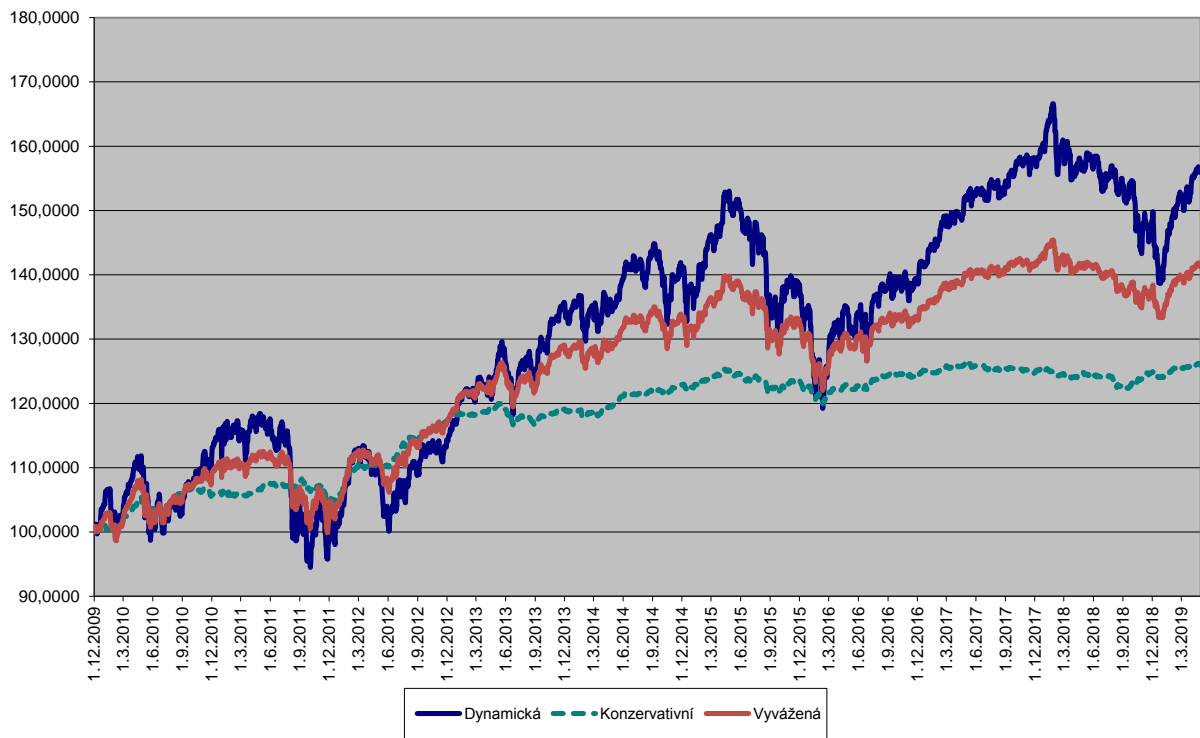
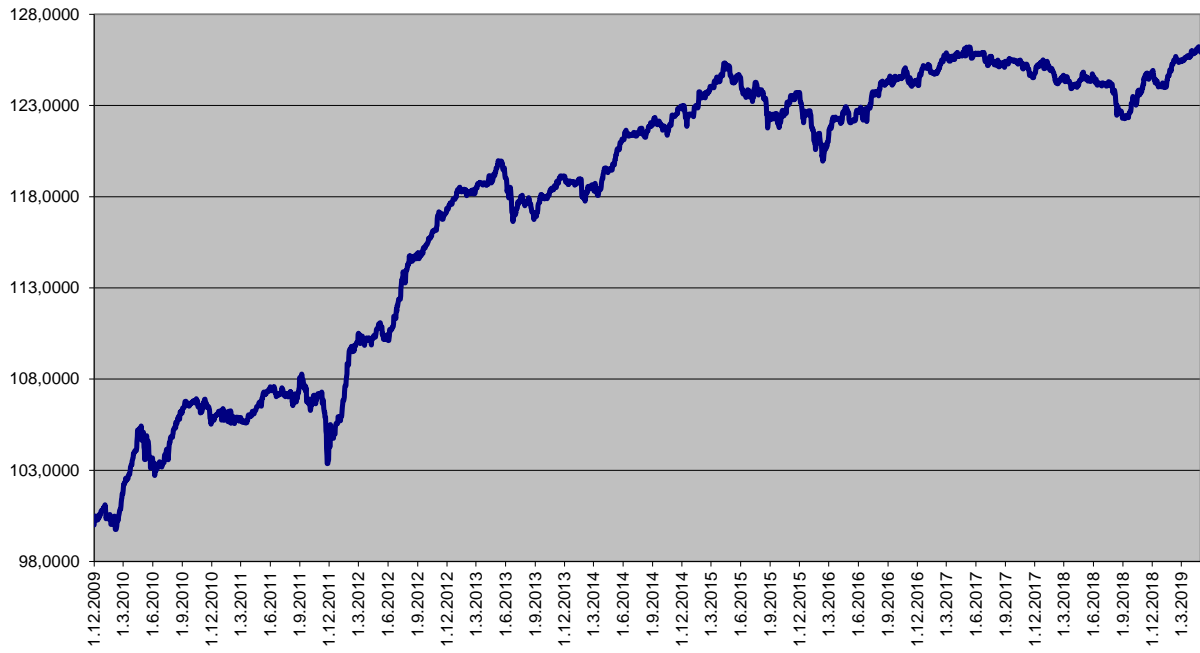
Dynamická strategie



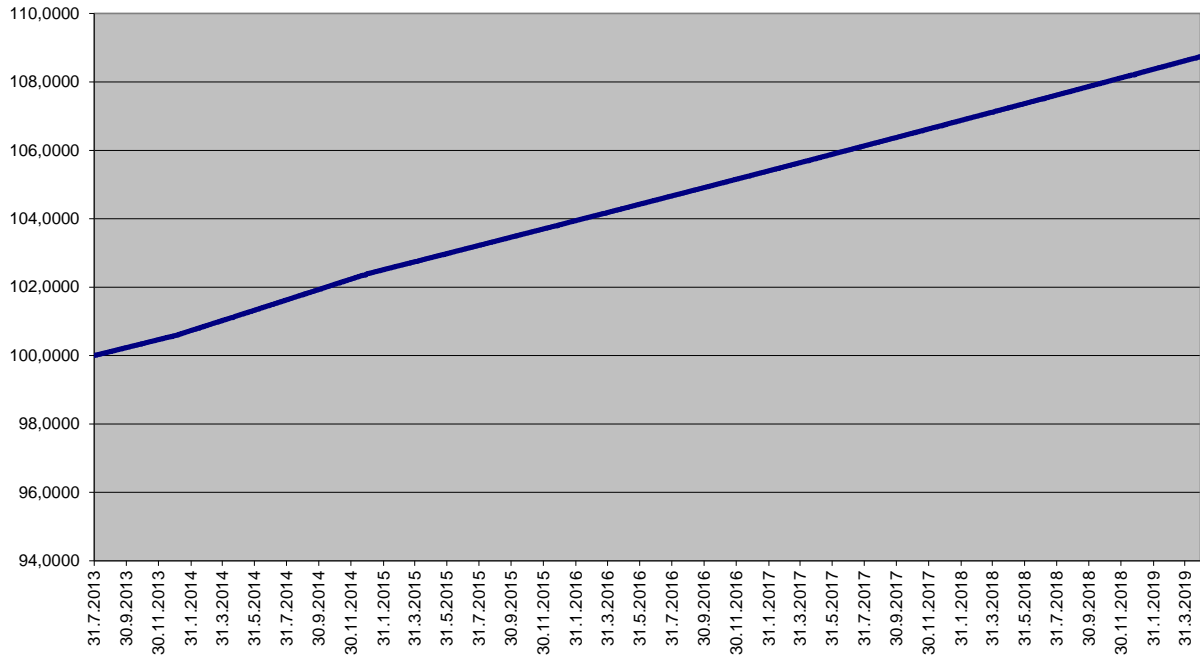
Vyvážená strategie



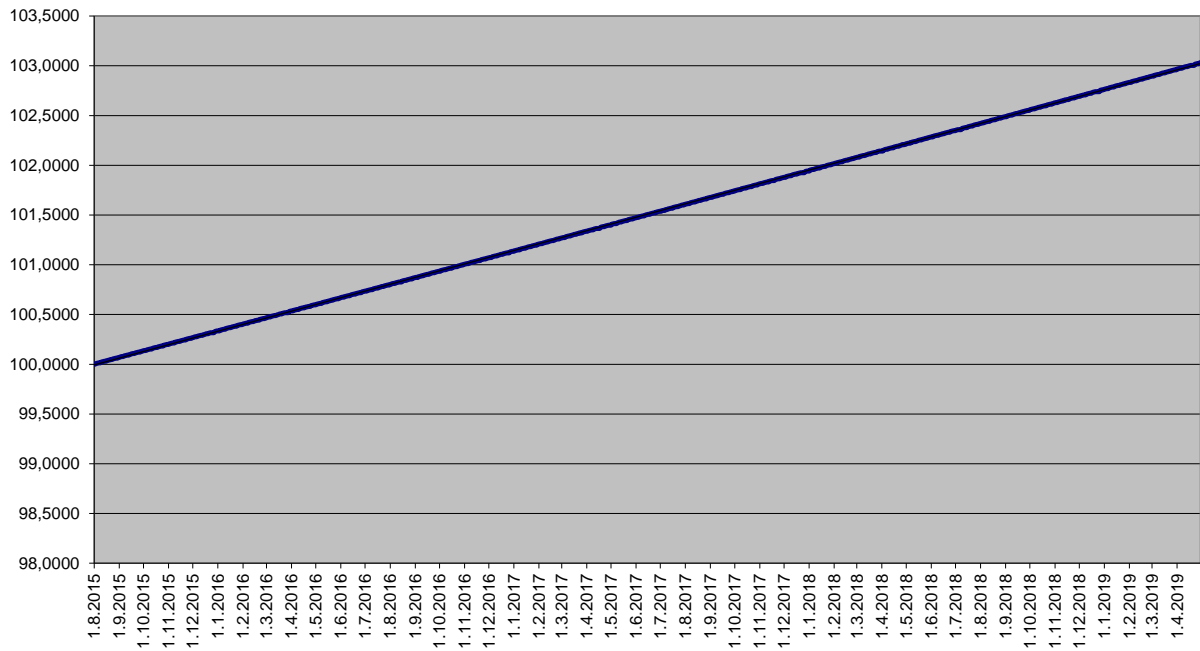
Konzervativní strategie



Garantovaný fond



Garantovaný fond 2015



Garantovaný fond 2016

