

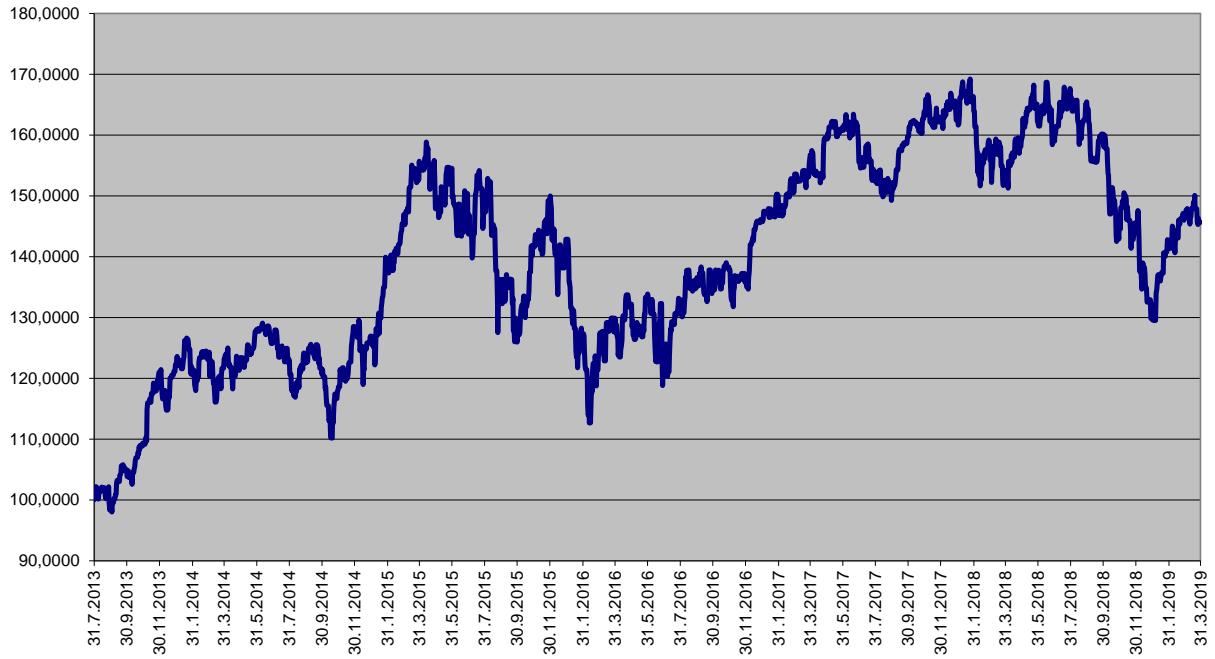
Ceny podílových jednotek
Investiční životní pojištění

Datum	MEAG EuroBalance	Fond MEAG EuroRent	MEAG Proinvest	Dynamická (Conseq)	Strategie Vyvážená (Conseq)	Konzervativní (Conseq)
29.3.2019	129,7105	113,8701	145,6625	152,7571	139,9505	125,7373
28.3.2019	129,8036	113,8937	145,7036	151,9074	139,5496	125,6388
27.3.2019	129,8801	113,6462	146,3427	151,8986	139,6564	125,7312
26.3.2019	129,3661	113,4767	145,2938	152,1116	139,7801	125,7495
25.3.2019	129,6062	113,5445	145,6268	151,2858	139,3861	125,6407
22.3.2019	130,0098	113,2041	147,9069	152,0307	139,6849	125,6882
21.3.2019	129,4863	112,7257	148,0077	153,5248	140,3836	125,7326
20.3.2019	130,1112	112,7037	150,0794	153,1199	140,1589	125,6765
19.3.2019	129,3540	112,5430	148,1872	153,6914	140,3445	125,6378
18.3.2019	129,2615	112,4978	148,9494	153,4312	140,2490	125,6473
15.3.2019	129,2257	112,7022	148,0058	152,7751	139,9922	125,6577
14.3.2019	128,8159	112,6279	147,8163	151,9682	139,6321	125,6172
13.3.2019	128,2856	112,6279	146,5709	151,9541	139,6247	125,5925
12.3.2019	128,3579	112,6279	146,5980	151,6003	139,4845	125,6101
11.3.2019	127,7288	112,5250	145,3579	151,1264	139,2824	125,6008
8.3.2019	128,1116	112,4592	146,4177	150,0022	138,7321	125,4882
7.3.2019	127,9376	112,0312	147,3537	150,9914	139,1175	125,4449
6.3.2019	127,8627	111,7805	147,9423	151,9449	139,5197	125,4544
5.3.2019	127,9635	111,8897	147,7265	152,3225	139,7520	125,5169
4.3.2019	127,8441	111,8374	147,6653	152,2779	139,7364	125,5171
1.3.2019	127,5811	111,8810	146,4702	152,1161	139,6322	125,4310
28.2.2019	127,5271	111,8023	145,9913	151,7495	139,4861	125,4025
31.1.2019	125,7359	111,9421	142,0498	148,8971	138,3833	125,2587
31.12.2018	121,6517	111,2690	129,5847	139,9322	133,8027	124,0372
30.11.2018	128,0769	111,8509	145,6248	148,4310	137,8577	124,8312
31.10.2018	127,2957	111,7000	144,8315	145,7144	135,9558	123,9823
27.9.2018	134,3540	110,9282	160,1965	154,6133	138,7650	123,1159
31.8.2018	134,7244	111,0889	164,2544	153,9840	137,8385	122,3698
31.7.2018	134,6426	110,8765	166,2960	156,1346	140,0359	123,7652
29.6.2018	134,3838	112,4697	159,0005	153,8919	139,8107	124,2340
31.5.2018	133,1882	111,3755	161,9866	156,4299	140,9413	124,4771
30.4.2018	130,6468	111,4649	159,3915	157,3220	141,7685	124,8271
30.3.2018	129,3324	111,0212	152,9017	155,9416	140,8373	124,1144
28.2.2018	130,6904	110,4322	159,2014	159,3887	142,5252	124,6568
31.1.2018	130,9462	109,9974	163,9583	164,3682	144,3460	124,6107
29.12.2017	131,1422	111,7471	162,4929	159,1614	142,5225	125,0261
30.11.2017	131,6883	112,0243	162,6537	157,8869	141,6425	124,7610
31.10.2017	132,6633	112,6464	163,9654	157,9413	142,0777	125,2667
29.9.2017	132,4641	113,5018	159,7533	156,1459	141,7238	125,4044
31.8.2017	129,9924	114,2939	150,4811	154,0968	140,9594	125,4169
31.7.2017	130,0124	113,5503	152,5730	153,5334	140,5483	125,2513
30.6.2017	132,0859	113,9011	155,5641	151,5971	139,7485	125,4015
31.5.2017	136,1149	115,3225	160,9009	152,3110	140,2443	125,8010
28.4.2017	136,2470	117,1657	159,6184	151,5725	139,8177	125,7212

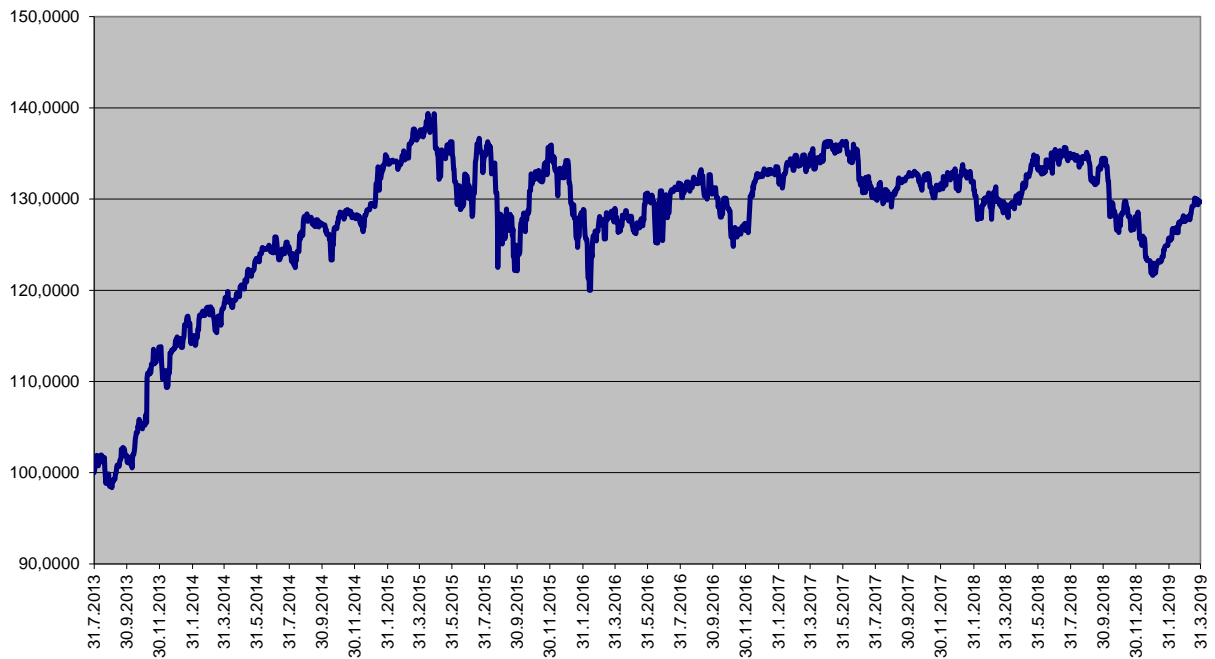
Ceny podílových jednotek
Investiční životní pojištění

Datum	Garantovaný	Garantovaný 2015	Garantovaný 2016
29.3.2019	108,6104	102,9595	102,1057
28.3.2019	108,6062	102,9573	102,1032
27.3.2019	108,6021	102,9550	102,1007
26.3.2019	108,5979	102,9528	102,0982
25.3.2019	108,5938	102,9505	102,0957
22.3.2019	108,5814	102,9438	102,0882
21.3.2019	108,5773	102,9415	102,0857
20.3.2019	108,5731	102,9393	102,0832
19.3.2019	108,5690	102,9370	102,0807
18.3.2019	108,5649	102,9348	102,0781
15.3.2019	108,5525	102,9280	102,0706
14.3.2019	108,5483	102,9258	102,0681
13.3.2019	108,5442	102,9236	102,0656
12.3.2019	108,5400	102,9213	102,0631
11.3.2019	108,5359	102,9191	102,0606
8.3.2019	108,5235	102,9123	102,0531
7.3.2019	108,5194	102,9101	102,0506
6.3.2019	108,5152	102,9078	102,0481
5.3.2019	108,5111	102,9056	102,0456
4.3.2019	108,5070	102,9033	102,0431
1.3.2019	108,4946	102,8966	102,0356
28.2.2019	108,4904	102,8943	102,0331
31.1.2019	108,3748	102,8315	101,9630
31.12.2018	108,2469	102,7619	101,8854
30.11.2018	108,1192	102,6924	101,8079
31.10.2018	107,9957	102,6252	101,7329
27.9.2018	107,8559	102,5490	101,6481
31.8.2018	107,7451	102,4886	101,5807
31.7.2018	107,6179	102,4192	101,5035
29.6.2018	107,4868	102,3477	101,4238
31.5.2018	107,3681	102,2829	101,3516
30.4.2018	107,2414	102,2138	101,2745
30.3.2018	107,1108	102,1424	101,1950
28.2.2018	106,9926	102,0777	101,1229
31.1.2018	106,8785	102,0154	101,0535
29.12.2017	106,7442	101,9419	100,9716
30.11.2017	106,6264	101,8774	100,8998
31.10.2017	106,5046	101,8107	100,8255
29.9.2017	106,3749	101,7396	100,7463
31.8.2017	106,2574	101,6752	100,6747
31.7.2017	106,1321	101,6064	100,5981
30.6.2017	106,0068	101,5377	100,5215
31.5.2017	105,8857	101,4712	100,4476
28.4.2017	105,7527	101,3981	100,3662

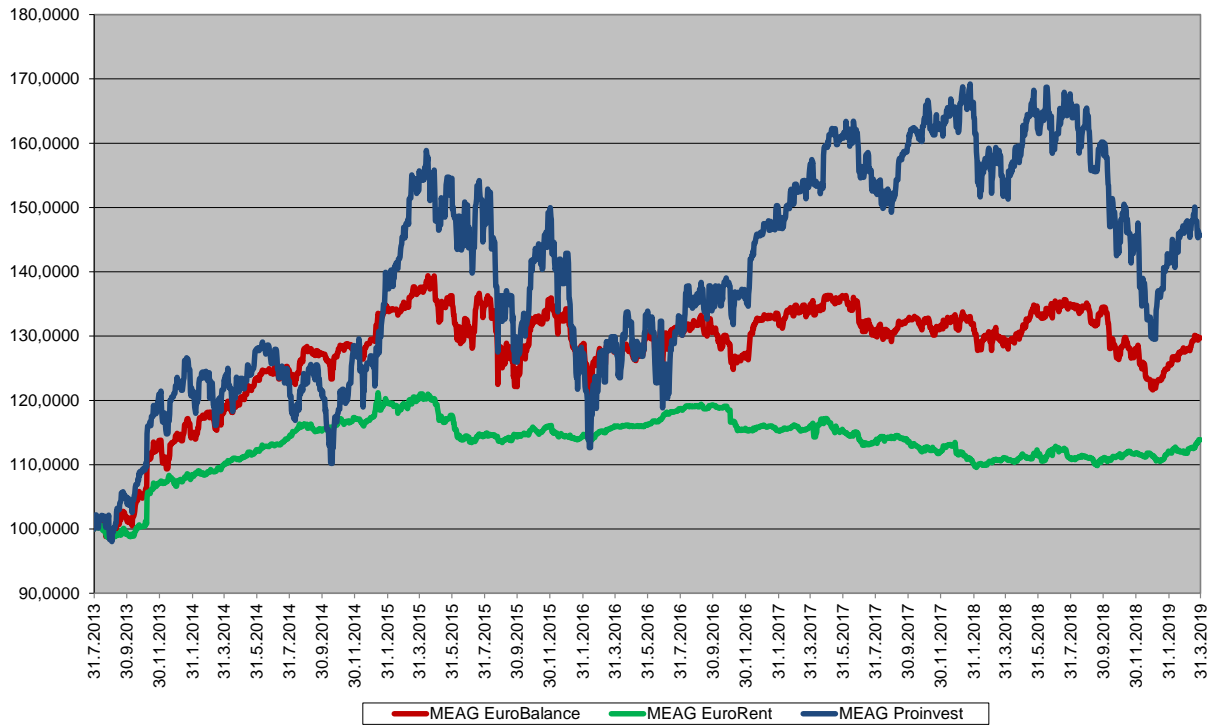
Jednotkový fond MEAG ProInvest



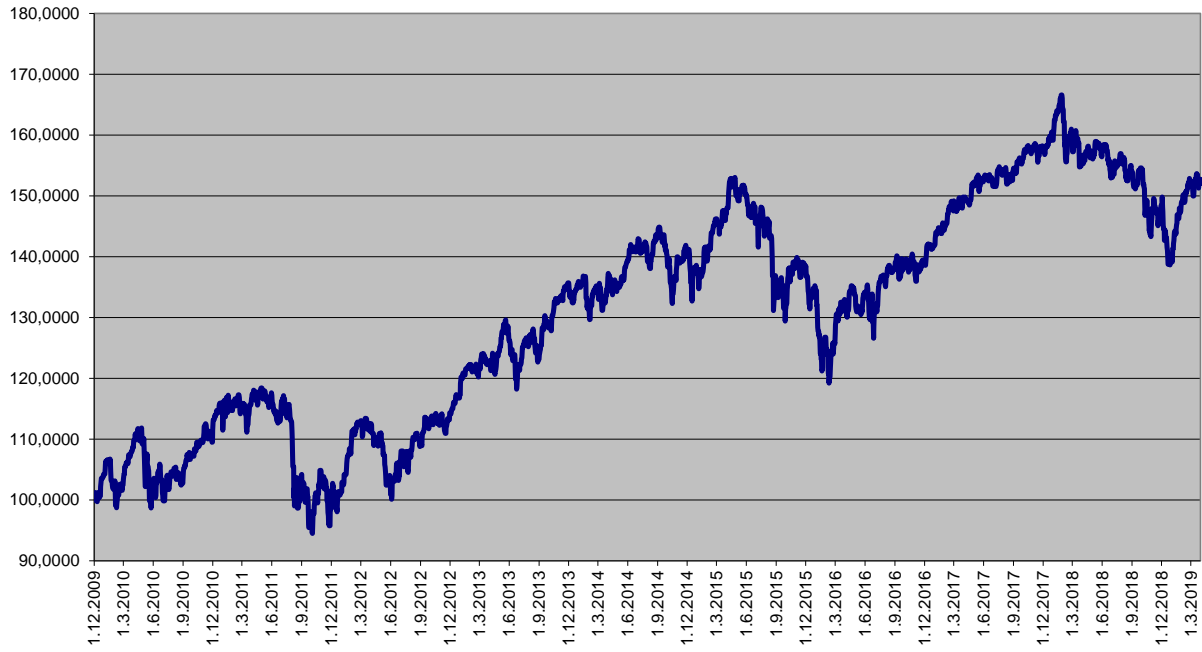
Jednotkový fond MEAG EuroBalance



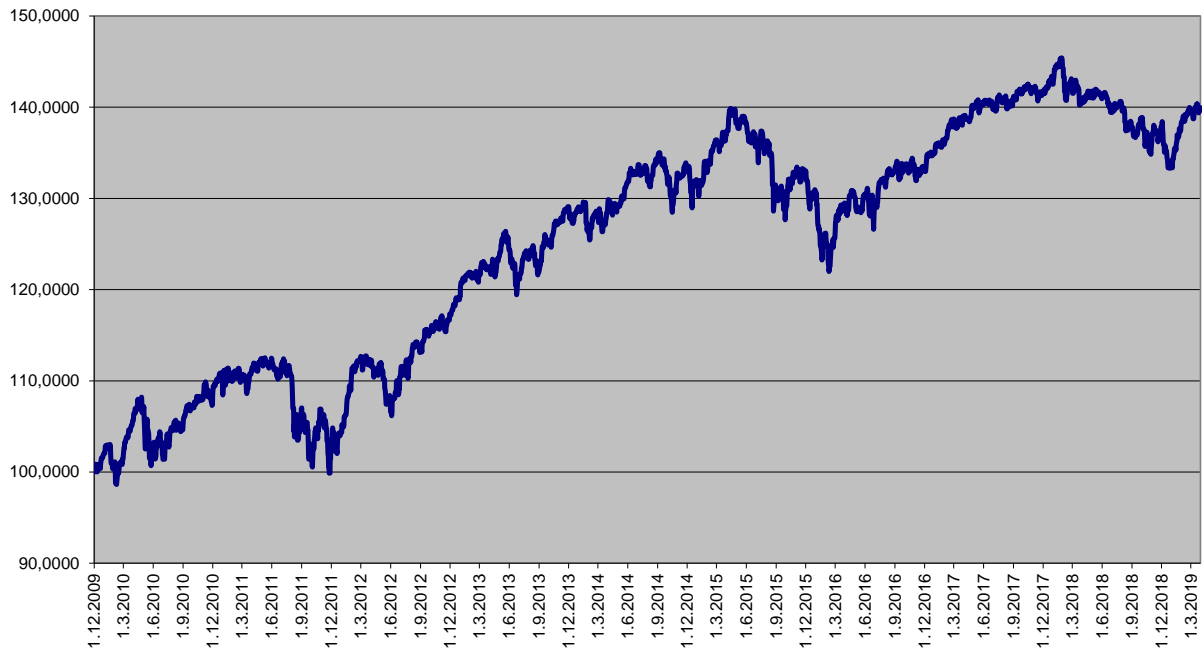
Jednotkový fond MEAG EuroRent



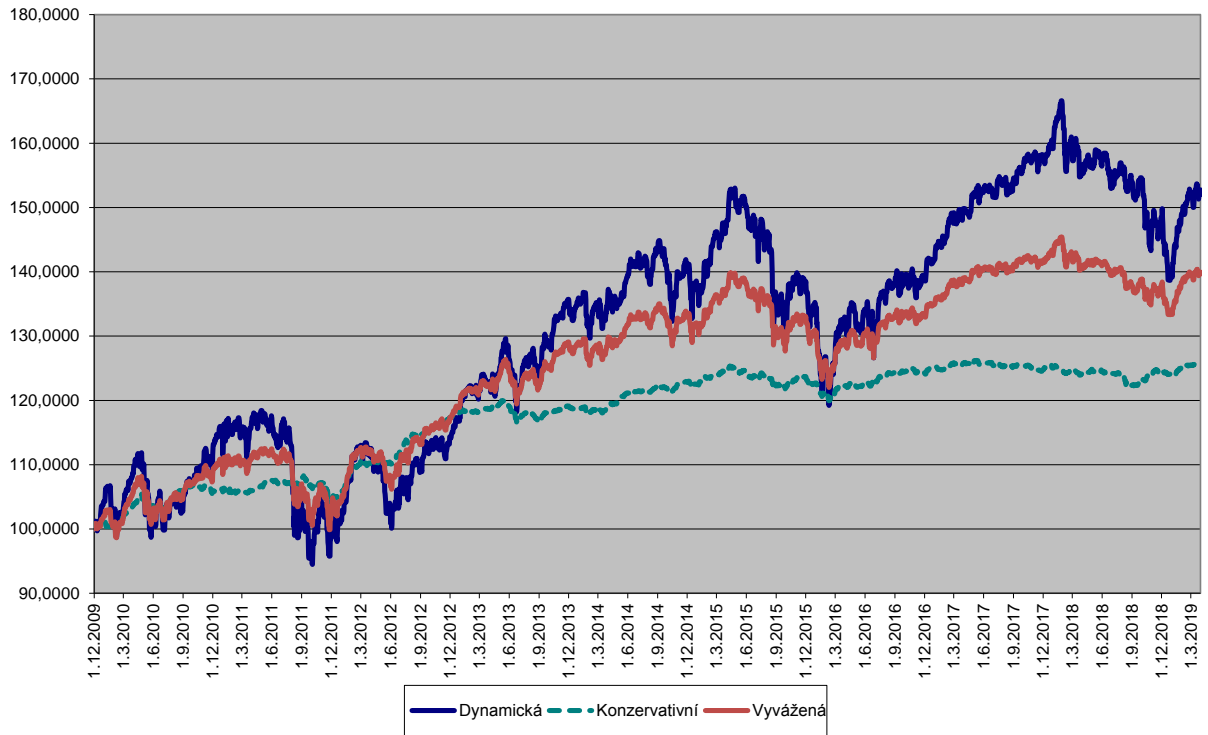
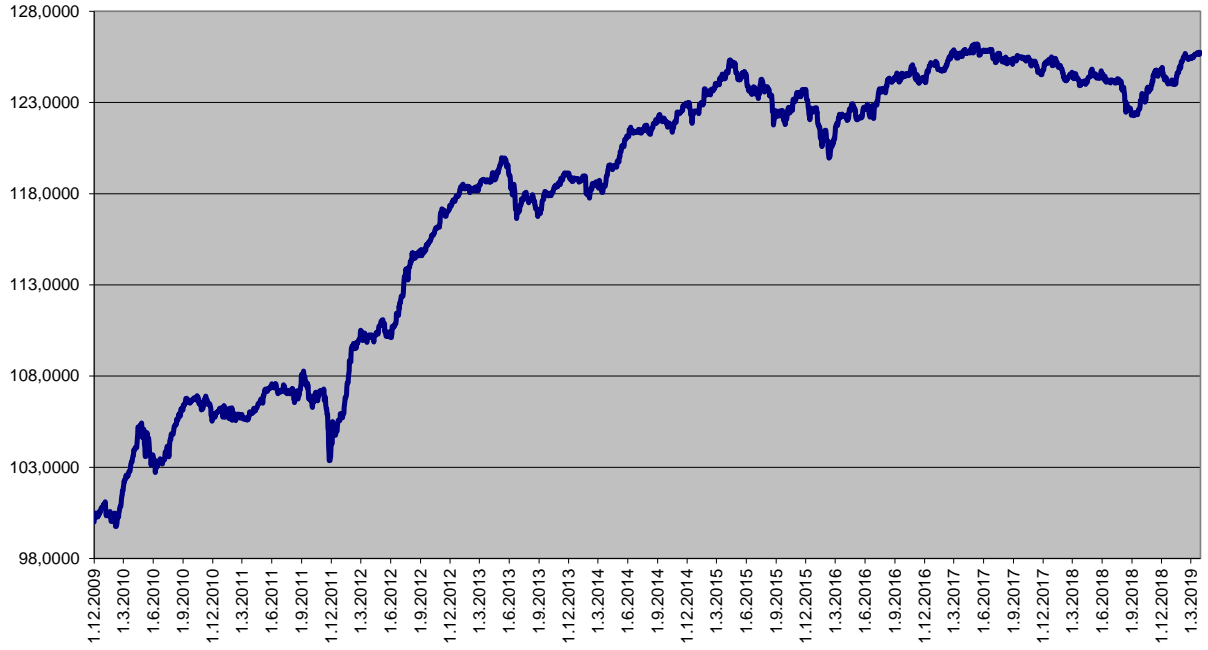
Dynamická strategie



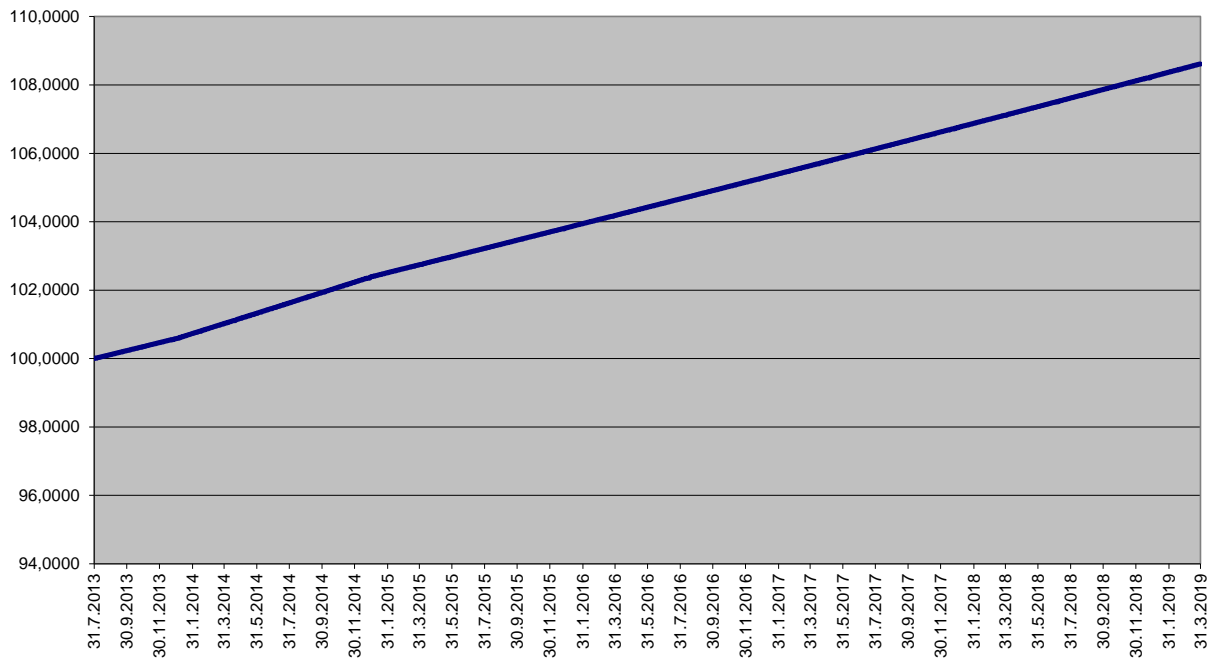
Vyvážená strategie



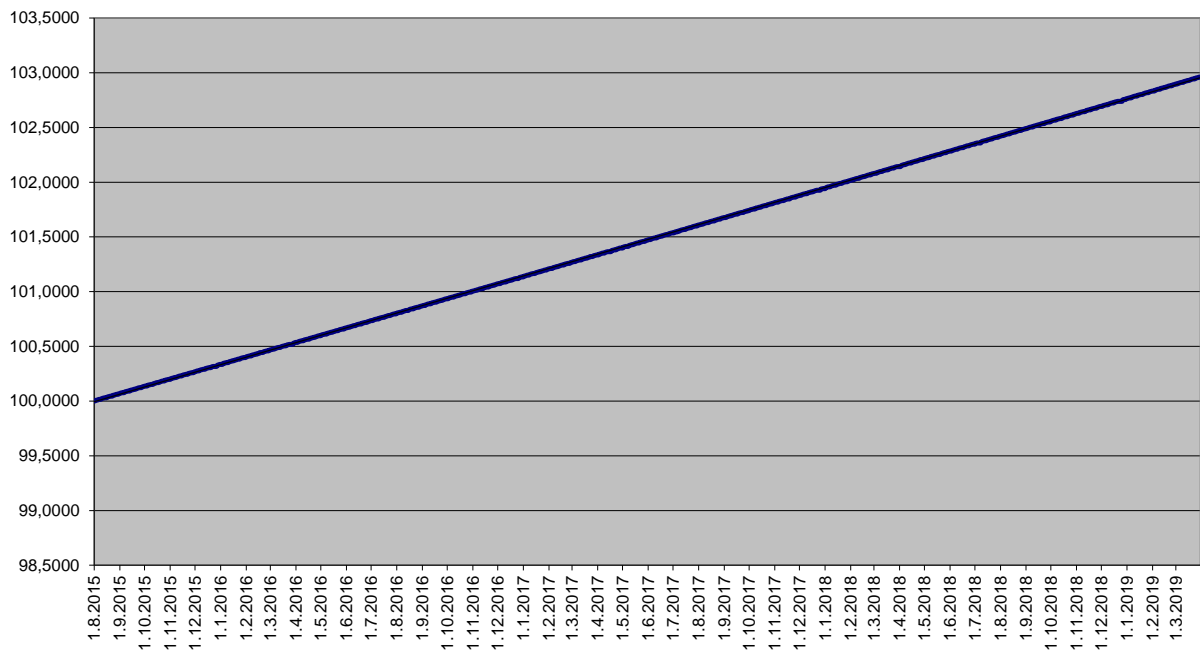
Konzervativní strategie



Garantovaný fond



Garantovaný fond 2015



Garantovaný fond 2016

