

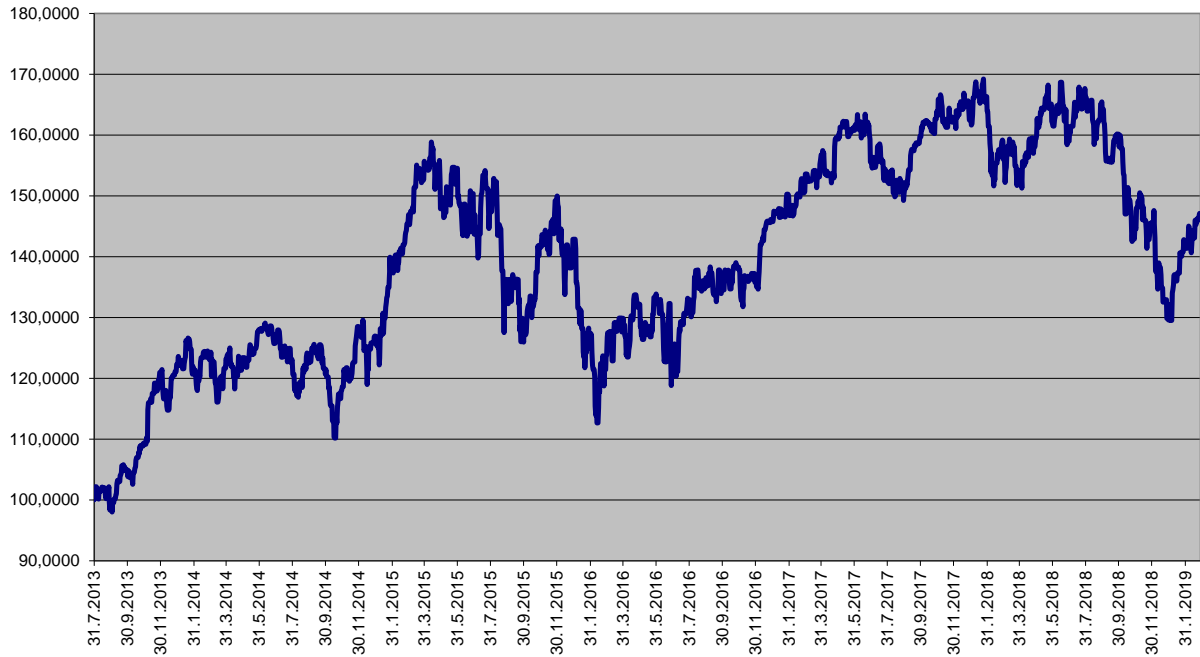
Ceny podílových jednotek  
Investiční životní pojištění

Datum	MEAG EuroBalance	Fond MEAG EuroRent	MEAG Proinvest	Dynamická (Conseq)	Strategie Vyvážená (Conseq)	Konzervativní (Conseq)
28.2.2019	127,5271	111,8023	145,9913	151,7495	139,4861	125,4025
27.2.2019	128,1865	112,1539	146,9633	152,3123	139,7760	125,4796
26.2.2019	127,9955	112,1233	147,1469	152,6039	139,8828	125,4861
25.2.2019	127,7280	112,0207	146,6281	152,8819	139,9784	125,4723
22.2.2019	127,5858	111,9748	146,2627	152,2628	139,7082	125,4558
21.2.2019	127,5345	111,9618	146,1848	151,5252	139,3366	125,3543
20.2.2019	127,2263	112,1146	145,3280	151,8806	139,5413	125,4181
19.2.2019	127,4721	112,2302	145,7883	151,2168	139,3149	125,4741
18.2.2019	127,3997	112,1930	145,9962	151,0821	139,2562	125,4339
15.2.2019	126,3118	112,1275	143,0741	150,7753	139,1202	125,4701
14.2.2019	126,9237	112,4829	144,3549	150,2849	139,0076	125,5496
13.2.2019	126,6576	112,4301	143,5758	150,6427	139,2024	125,5692
12.2.2019	126,7829	112,7569	142,3744	150,4327	139,2169	125,6849
11.2.2019	126,3688	112,6418	140,6651	149,2202	138,6128	125,5156
8.2.2019	126,3432	112,4736	141,7446	148,9153	138,4583	125,4422
7.2.2019	126,7794	112,3990	144,9378	149,3439	138,6382	125,4708
6.2.2019	126,6811	112,2373	145,0430	150,2219	139,0436	125,5043
5.2.2019	125,6602	111,7929	142,3062	150,1226	138,9104	125,3797
4.2.2019	125,6136	111,9606	142,0653	149,4487	138,6163	125,3320
1.2.2019	125,4669	111,8827	141,3933	149,0942	138,4121	125,2575
31.1.2019	125,7359	111,9421	142,0498	148,8971	138,3833	125,2587
31.12.2018	121,6517	111,2690	129,5847	139,9322	133,8027	124,0372
30.11.2018	128,0769	111,8509	145,6248	148,4310	137,8577	124,8312
31.10.2018	127,2957	111,7000	144,8315	145,7144	135,9558	123,9823
27.9.2018	134,3540	110,9282	160,1965	154,6133	138,7650	123,1159
31.8.2018	134,7244	111,0889	164,2544	153,9840	137,8385	122,3698
31.7.2018	134,6426	110,8765	166,2960	156,1346	140,0359	123,7652
29.6.2018	134,3838	112,4697	159,0005	153,8919	139,8107	124,2340
31.5.2018	133,1882	111,3755	161,9866	156,4299	140,9413	124,4771
30.4.2018	130,6468	111,4649	159,3915	157,3220	141,7685	124,8271
30.3.2018	129,3324	111,0212	152,9017	155,9416	140,8373	124,1144
28.2.2018	130,6904	110,4322	159,2014	159,3887	142,5252	124,6568
31.1.2018	130,9462	109,9974	163,9583	164,3682	144,3460	124,6107
29.12.2017	131,1422	111,7471	162,4929	159,1614	142,5225	125,0261
30.11.2017	131,6883	112,0243	162,6537	157,8869	141,6425	124,7610
31.10.2017	132,6633	112,6464	163,9654	157,9413	142,0777	125,2667
29.9.2017	132,4641	113,5018	159,7533	156,1459	141,7238	125,4044
31.8.2017	129,9924	114,2939	150,4811	154,0968	140,9594	125,4169
31.7.2017	130,0124	113,5503	152,5730	153,5334	140,5483	125,2513
30.6.2017	132,0859	113,9011	155,5641	151,5971	139,7485	125,4015
31.5.2017	136,1149	115,3225	160,9009	152,3110	140,2443	125,8010
28.4.2017	136,2470	117,1657	159,6184	151,5725	139,8177	125,7212
31.3.2017	134,9143	116,0546	156,7290	149,4595	138,8522	125,7848

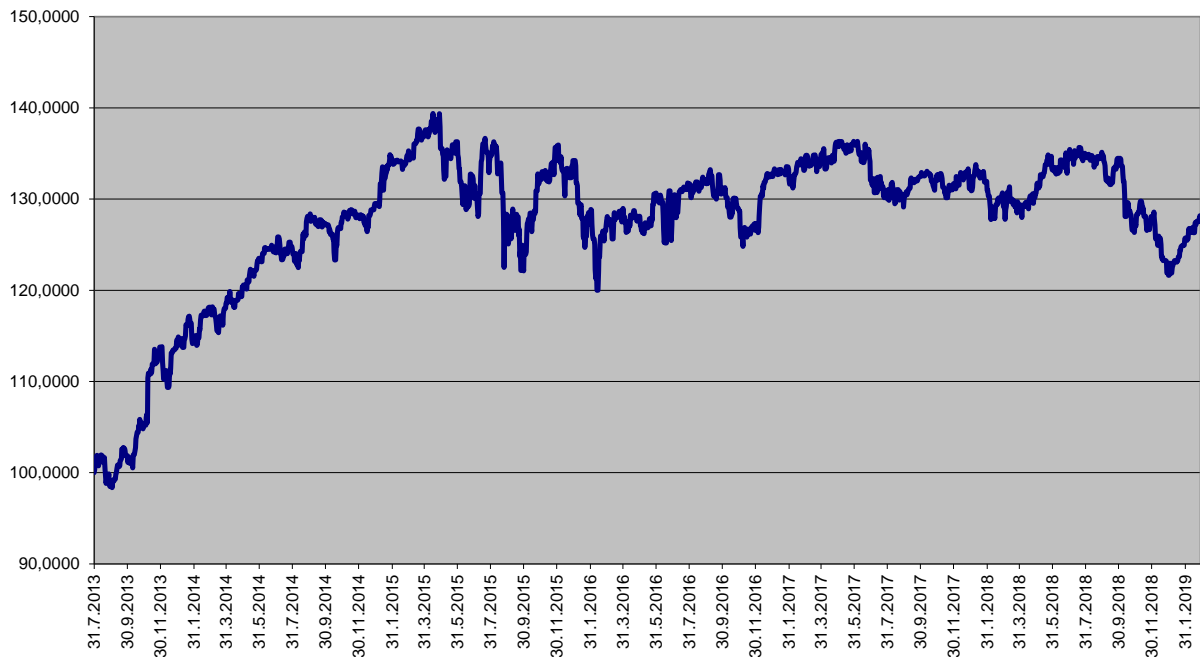
Ceny podílových jednotek  
Investiční životní pojištění

Datum	Garantovaný	Garantovaný 2015	Garantovaný 2016
28.2.2019	108,4904	102,8943	102,0331
27.2.2019	108,4863	102,8921	102,0306
26.2.2019	108,4822	102,8899	102,0280
25.2.2019	108,4781	102,8876	102,0255
22.2.2019	108,4657	102,8809	102,0180
21.2.2019	108,4615	102,8786	102,0155
20.2.2019	108,4574	102,8764	102,0130
19.2.2019	108,4533	102,8741	102,0105
18.2.2019	108,4491	102,8719	102,0080
15.2.2019	108,4367	102,8652	102,0005
14.2.2019	108,4326	102,8629	101,9980
13.2.2019	108,4285	102,8607	101,9955
12.2.2019	108,4243	102,8584	101,9930
11.2.2019	108,4202	102,8562	101,9905
8.2.2019	108,4078	102,8494	101,9830
7.2.2019	108,4037	102,8472	101,9805
6.2.2019	108,3996	102,8449	101,9780
5.2.2019	108,3954	102,8427	101,9755
4.2.2019	108,3913	102,8405	101,9730
1.2.2019	108,3789	102,8337	101,9655
31.1.2019	108,3748	102,8315	101,9630
31.12.2018	108,2469	102,7619	101,8854
30.11.2018	108,1192	102,6924	101,8079
31.10.2018	107,9957	102,6252	101,7329
27.9.2018	107,8559	102,5490	101,6481
31.8.2018	107,7451	102,4886	101,5807
31.7.2018	107,6179	102,4192	101,5035
29.6.2018	107,4868	102,3477	101,4238
31.5.2018	107,3681	102,2829	101,3516
30.4.2018	107,2414	102,2138	101,2745
30.3.2018	107,1108	102,1424	101,1950
28.2.2018	106,9926	102,0777	101,1229
31.1.2018	106,8785	102,0154	101,0535
29.12.2017	106,7442	101,9419	100,9716
30.11.2017	106,6264	101,8774	100,8998
31.10.2017	106,5046	101,8107	100,8255
29.9.2017	106,3749	101,7396	100,7463
31.8.2017	106,2574	101,6752	100,6747
31.7.2017	106,1321	101,6064	100,5981
30.6.2017	106,0068	101,5377	100,5215
31.5.2017	105,8857	101,4712	100,4476
28.4.2017	105,7527	101,3981	100,3662
31.3.2017	105,6400	101,3361	100,2973

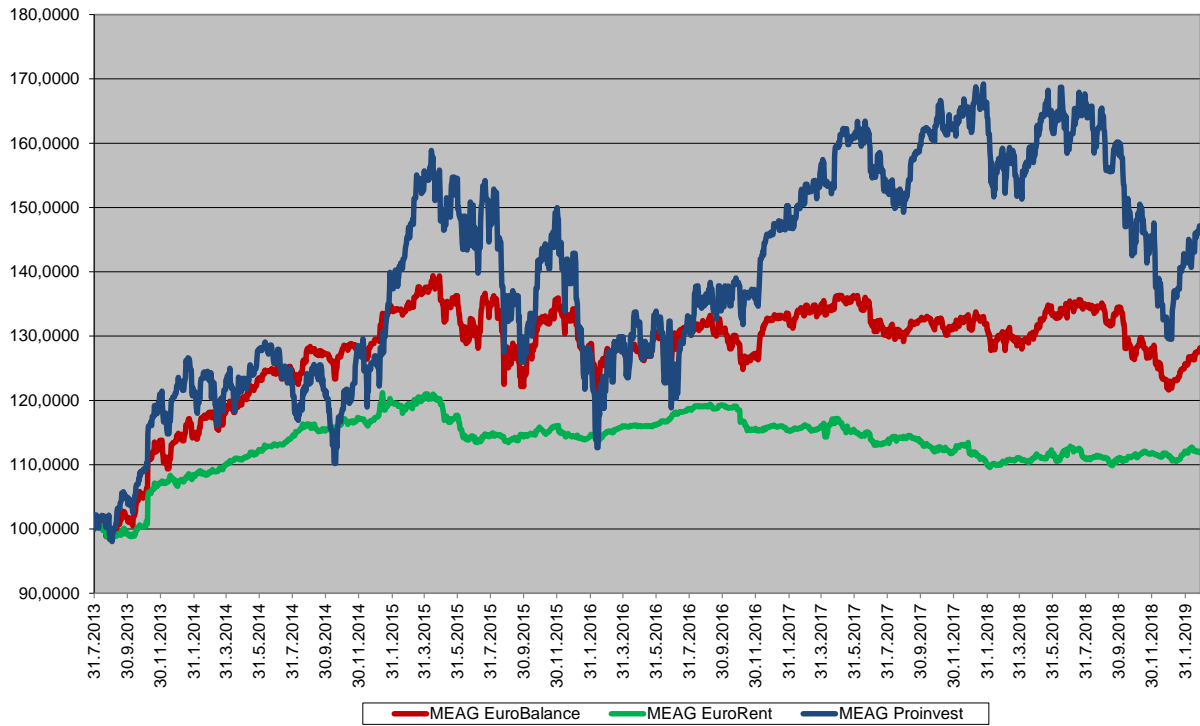
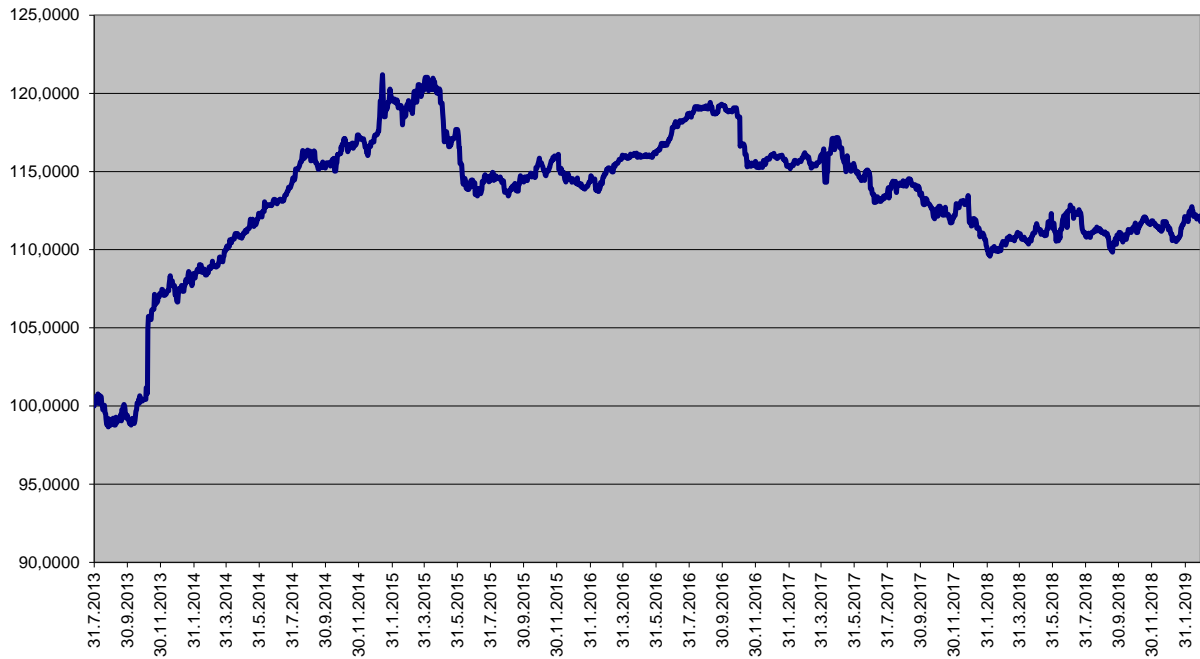
### Jednotkový fond MEAG ProInvest



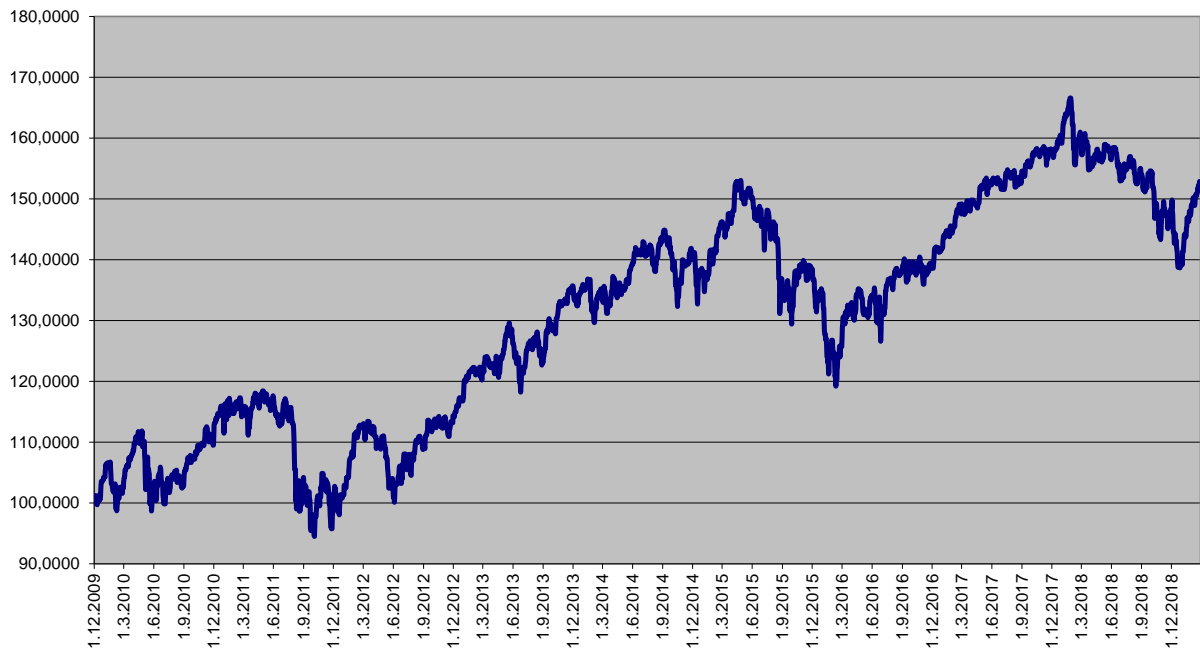
### Jednotkový fond MEAG EuroBalance



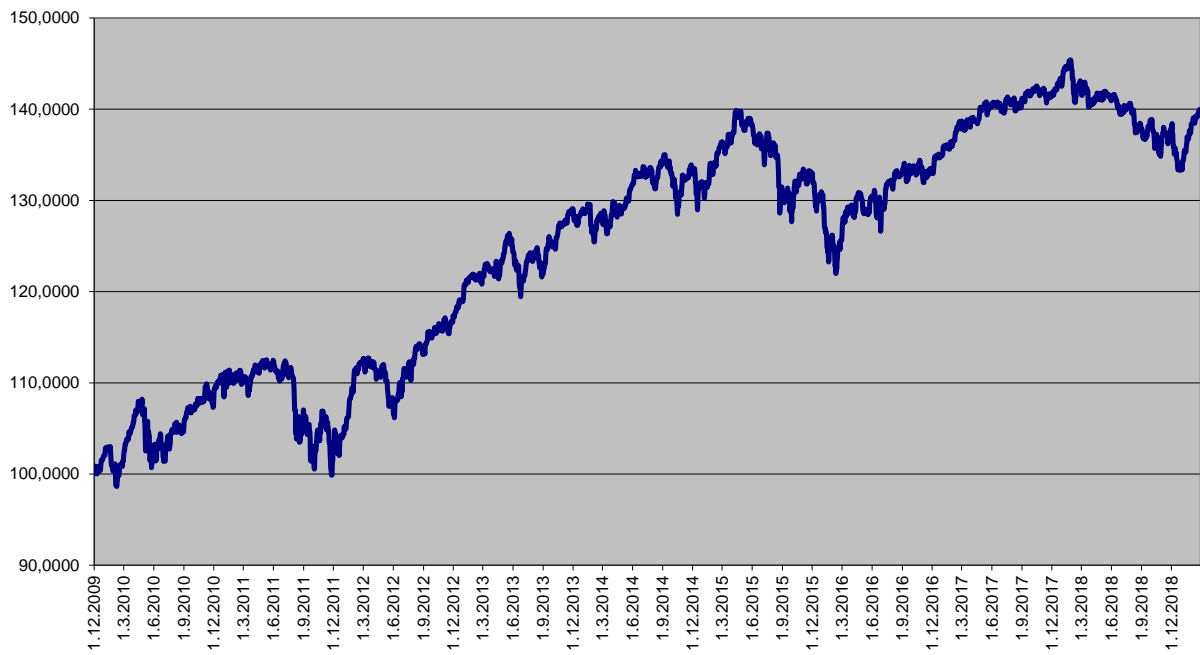
### Jednotkový fond MEAG EuroRent



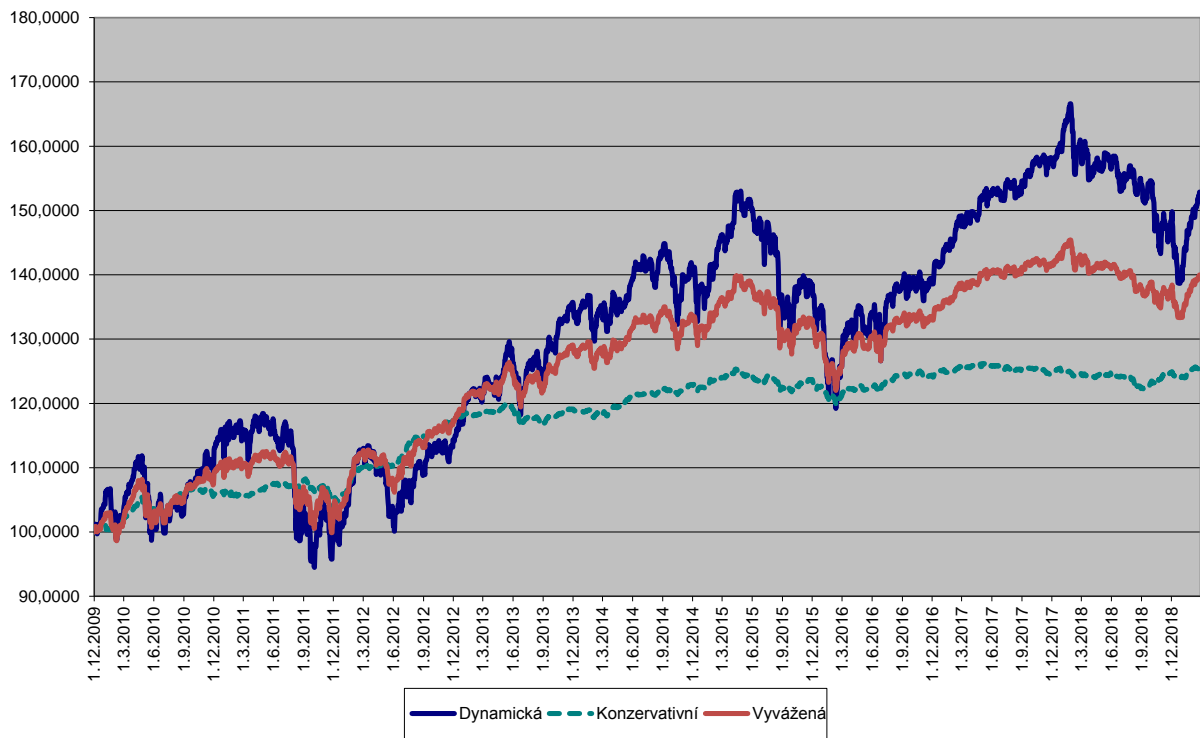
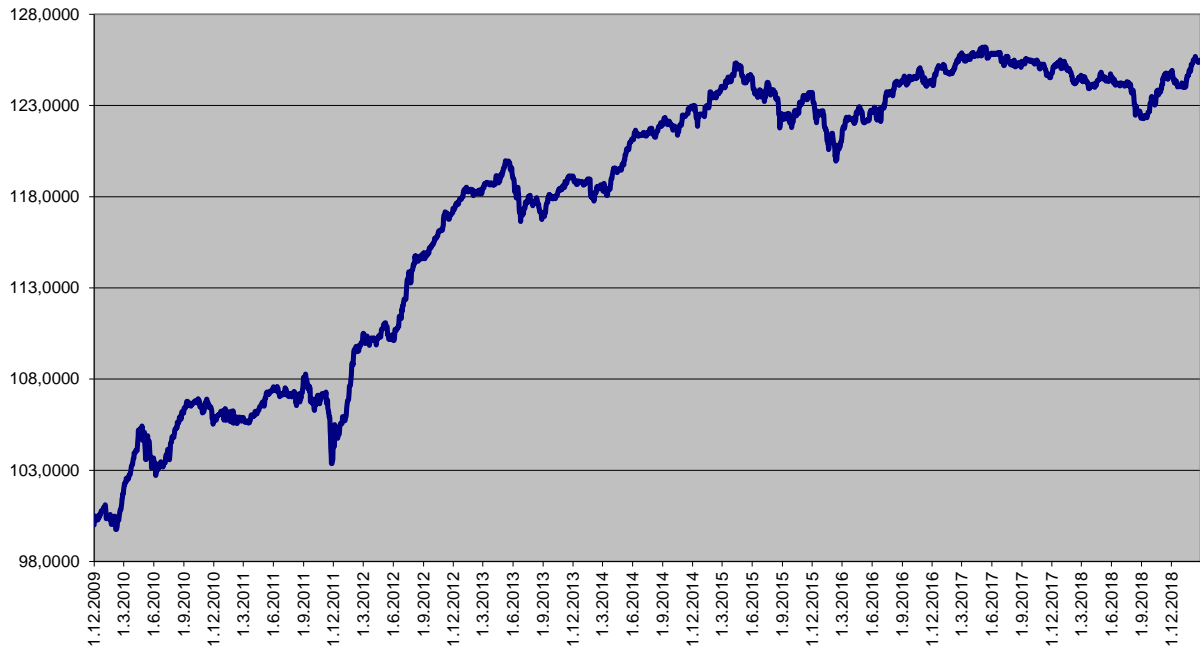
### Dynamická strategie



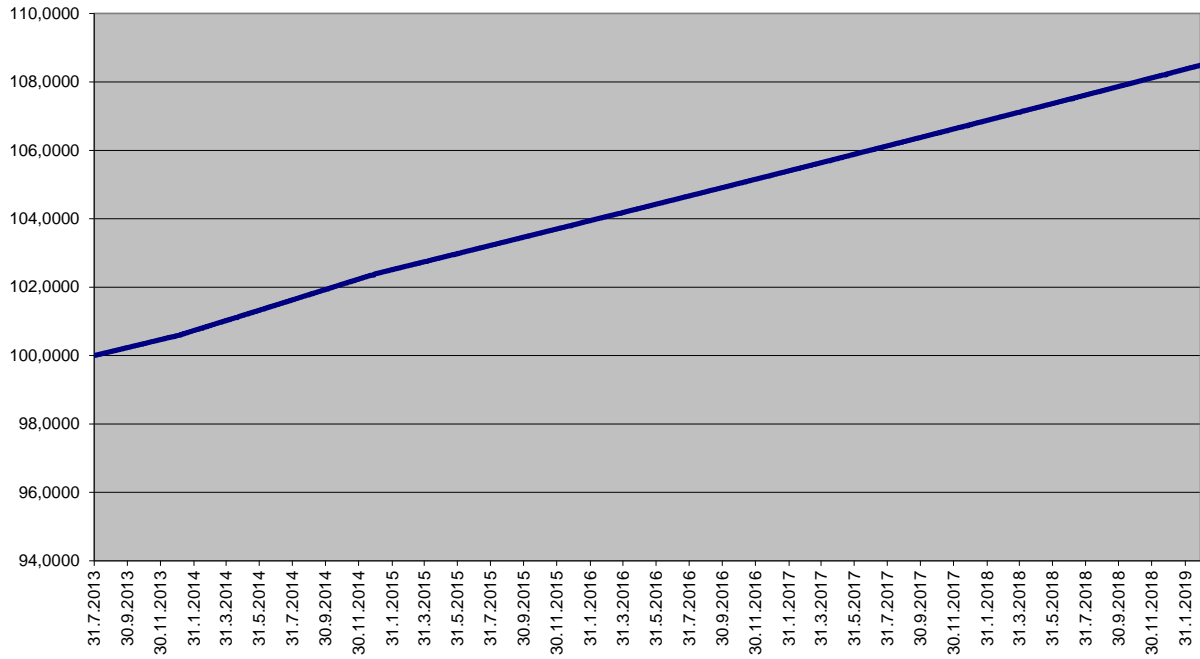
### Vyvážená strategie



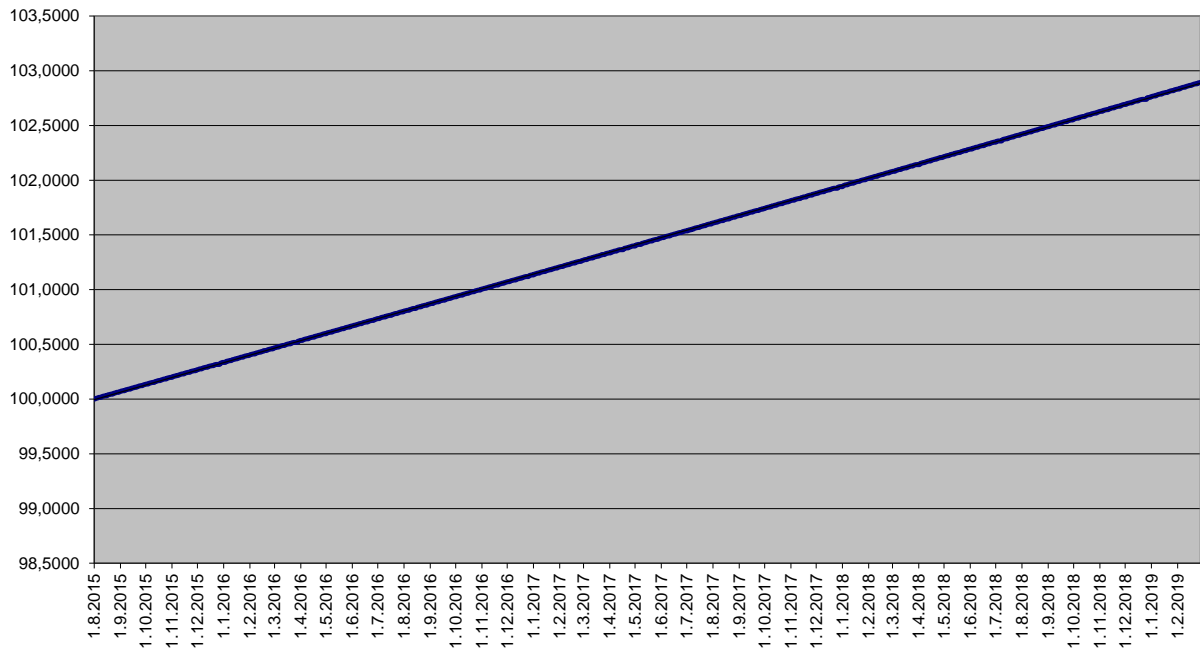
### Konzervativní strategie



### Garantovaný fond



### Garantovaný fond 2015



### Garantovaný fond 2016

