

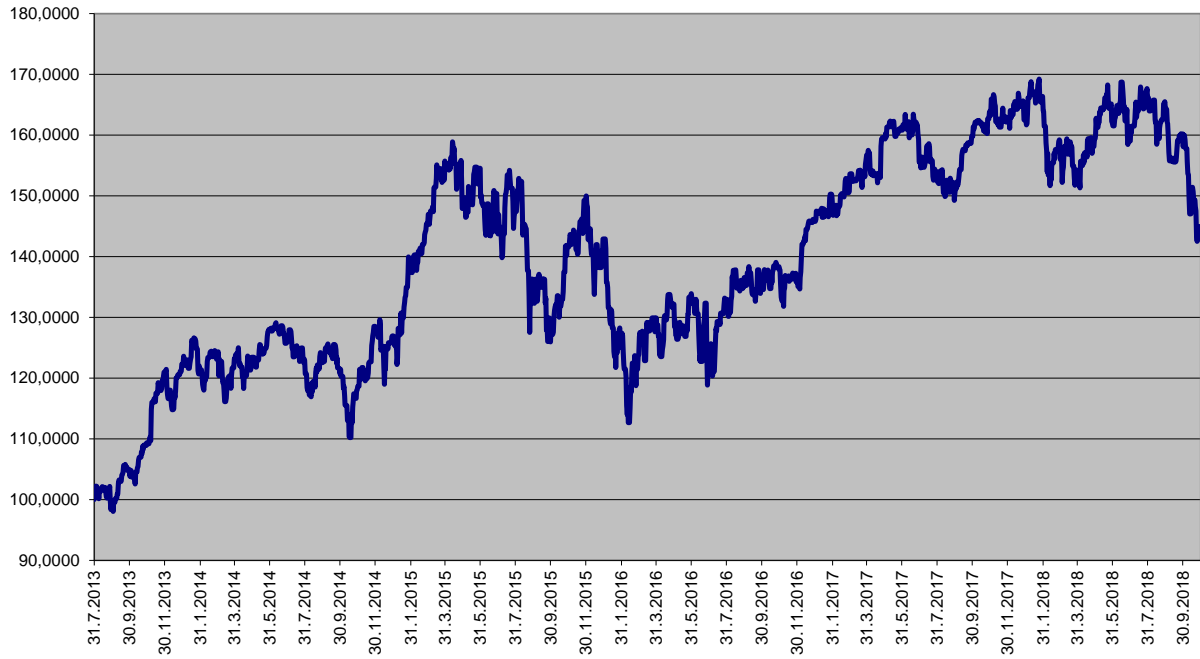
Ceny podílových jednotek
Investiční životní pojištění

Datum	MEAG EuroBalance	Fond MEAG EuroRent	MEAG Proinvest	Dynamická (Conseq)	Strategie Vyvážená (Conseq)	Konzervativní (Conseq)
31.10.2018	127,2957	111,7000	144,8315	145,7144	135,9558	123,9823
30.10.2018	127,1716	111,5968	144,9493	144,1515	135,3020	123,8748
29.10.2018	126,3451	111,5105	142,9160	143,2979	134,8396	123,7423
26.10.2018	126,7096	111,4040	144,3248	143,7531	135,0153	123,7422
25.10.2018	126,6112	111,2748	142,5079	144,7132	135,3953	123,6937
24.10.2018	127,0477	111,2001	143,4814	144,2259	135,1546	123,7163
23.10.2018	128,2345	111,0982	147,5057	145,6626	135,6623	123,5801
22.10.2018	128,3829	111,1310	148,2436	147,5463	136,6055	123,7957
19.10.2018	128,6772	111,2759	149,3077	147,6904	136,6858	123,8351
18.10.2018	129,4294	111,2918	150,7316	148,0006	136,8049	123,7857
17.10.2018	129,6212	111,1525	151,3837	149,2116	137,2600	123,7739
16.10.2018	128,3315	110,9114	148,3705	149,2938	137,0946	123,5232
15.10.2018	128,2084	110,8097	147,6000	147,5685	136,3228	123,3791
12.10.2018	128,0842	110,6650	147,0253	147,6084	136,1303	123,1492
11.10.2018	130,4716	110,9496	149,6991	146,7914	135,7129	123,0237
10.10.2018	131,9407	110,7938	153,4455	149,2766	136,6788	123,2021
9.10.2018	131,9165	110,7565	153,6256	151,2224	137,4132	123,2626
8.10.2018	132,7911	110,4933	155,6425	151,4043	137,4194	123,1677
5.10.2018	133,6145	110,6637	157,7745	151,9043	137,6314	123,1801
4.10.2018	134,3789	111,0594	159,2341	152,8179	138,0336	123,2750
3.10.2018	134,4795	111,1025	159,9528	154,3766	138,8155	123,4466
2.10.2018	134,4795	111,1025	159,9528	154,0153	138,7380	123,4923
1.10.2018	134,3008	111,1066	158,0806	154,4308	138,8985	123,4481
27.9.2018	134,3540	110,9282	160,1965	154,6133	138,7650	123,1159
31.8.2018	134,7244	111,0889	164,2544	153,9840	137,8385	122,3698
31.7.2018	134,6426	110,8765	166,2960	156,1346	140,0359	123,7652
29.6.2018	134,3838	112,4697	159,0005	153,8919	139,8107	124,2340
31.5.2018	133,1882	111,3755	161,9866	156,4299	140,9413	124,4771
30.4.2018	130,6468	111,4649	159,3915	157,3220	141,7685	124,8271
30.3.2018	129,3324	111,0212	152,9017	155,9416	140,8373	124,1144
28.2.2018	130,6904	110,4322	159,2014	159,3887	142,5252	124,6568
31.1.2018	130,9462	109,9974	163,9583	164,3682	144,3460	124,6107
29.12.2017	131,1422	111,7471	162,4929	159,1614	142,5225	125,0261
30.11.2017	131,6883	112,0243	162,6537	157,8869	141,6425	124,7610
31.10.2017	132,6633	112,6464	163,9654	157,9413	142,0777	125,2667
29.9.2017	132,4641	113,5018	159,7533	156,1459	141,7238	125,4044
31.8.2017	129,9924	114,2939	150,4811	154,0968	140,9594	125,4169
31.7.2017	130,0124	113,5503	152,5730	153,5334	140,5483	125,2513
30.6.2017	132,0859	113,9011	155,5641	151,5971	139,7485	125,4015
31.5.2017	136,1149	115,3225	160,9009	152,3110	140,2443	125,8010
28.4.2017	136,2470	117,1657	159,6184	151,5725	139,8177	125,7212
31.3.2017	134,9143	116,0546	156,7290	149,4595	138,8522	125,7848
28.2.2017	133,1473	116,1252	150,5151	147,5343	137,8348	125,5928
31.1.2017	132,1416	115,2928	148,3760	144,3905	135,9312	124,7458
30.12.2016	132,4850	116,0874	145,7698	141,8322	134,9340	125,0333
30.11.2016	127,2029	115,6529	136,3545	139,2420	133,4372	124,3940

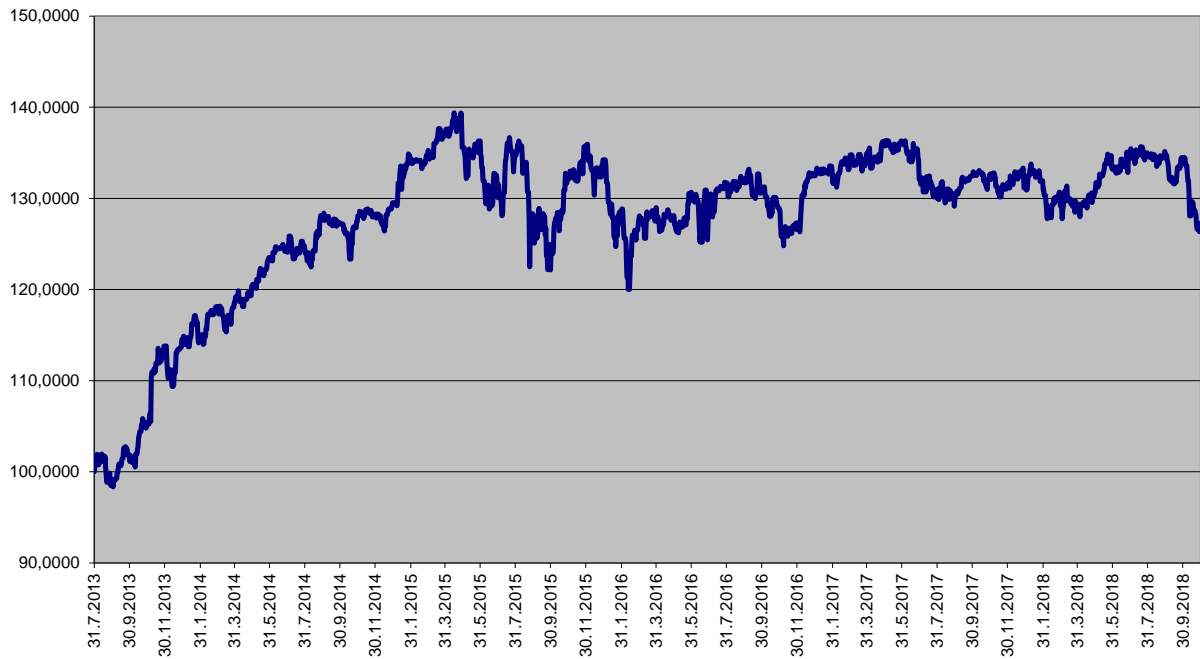
Ceny podílových jednotek
Investiční životní pojištění

Datum	Garantovaný	Garantovaný 2015	Garantovaný 2016
31.10.2018	107,9957	102,6252	101,7329
30.10.2018	107,9916	102,6229	101,7304
29.10.2018	107,9875	102,6207	101,7279
26.10.2018	107,9751	102,6140	101,7205
25.10.2018	107,9710	102,6117	101,7180
24.10.2018	107,9669	102,6095	101,7155
23.10.2018	107,9628	102,6072	101,7130
22.10.2018	107,9587	102,6050	101,7105
19.10.2018	107,9463	102,5983	101,7030
18.10.2018	107,9422	102,5960	101,7005
17.10.2018	107,9381	102,5938	101,6980
16.10.2018	107,9340	102,5916	101,6955
15.10.2018	107,9299	102,5893	101,6930
12.10.2018	107,9176	102,5826	101,6855
11.10.2018	107,9134	102,5804	101,6830
10.10.2018	107,9093	102,5781	101,6805
9.10.2018	107,9052	102,5759	101,6780
8.10.2018	107,9011	102,5736	101,6755
5.10.2018	107,8888	102,5669	101,6680
4.10.2018	107,8847	102,5647	101,6655
3.10.2018	107,8806	102,5624	101,6630
2.10.2018	107,8765	102,5602	101,6605
1.10.2018	107,8724	102,5580	101,6581
27.9.2018	107,8559	102,5490	101,6481
31.8.2018	107,7451	102,4886	101,5807
31.7.2018	107,6179	102,4192	101,5035
29.6.2018	107,4868	102,3477	101,4238
31.5.2018	107,3681	102,2829	101,3516
30.4.2018	107,2414	102,2138	101,2745
30.3.2018	107,1108	102,1424	101,1950
28.2.2018	106,9926	102,0777	101,1229
31.1.2018	106,8785	102,0154	101,0535
29.12.2017	106,7442	101,9419	100,9716
30.11.2017	106,6264	101,8774	100,8998
31.10.2017	106,5046	101,8107	100,8255
29.9.2017	106,3749	101,7396	100,7463
31.8.2017	106,2574	101,6752	100,6747
31.7.2017	106,1321	101,6064	100,5981
30.6.2017	106,0068	101,5377	100,5215
31.5.2017	105,8857	101,4712	100,4476
28.4.2017	105,7527	101,3981	100,3662
31.3.2017	105,6400	101,3361	100,2973
28.2.2017	105,5153	101,2676	100,2210
31.1.2017	105,4029	101,2057	100,1521
30.12.2016	105,2745	101,1350	100,0735
30.11.2016	105,1546	101,0690	100,0000

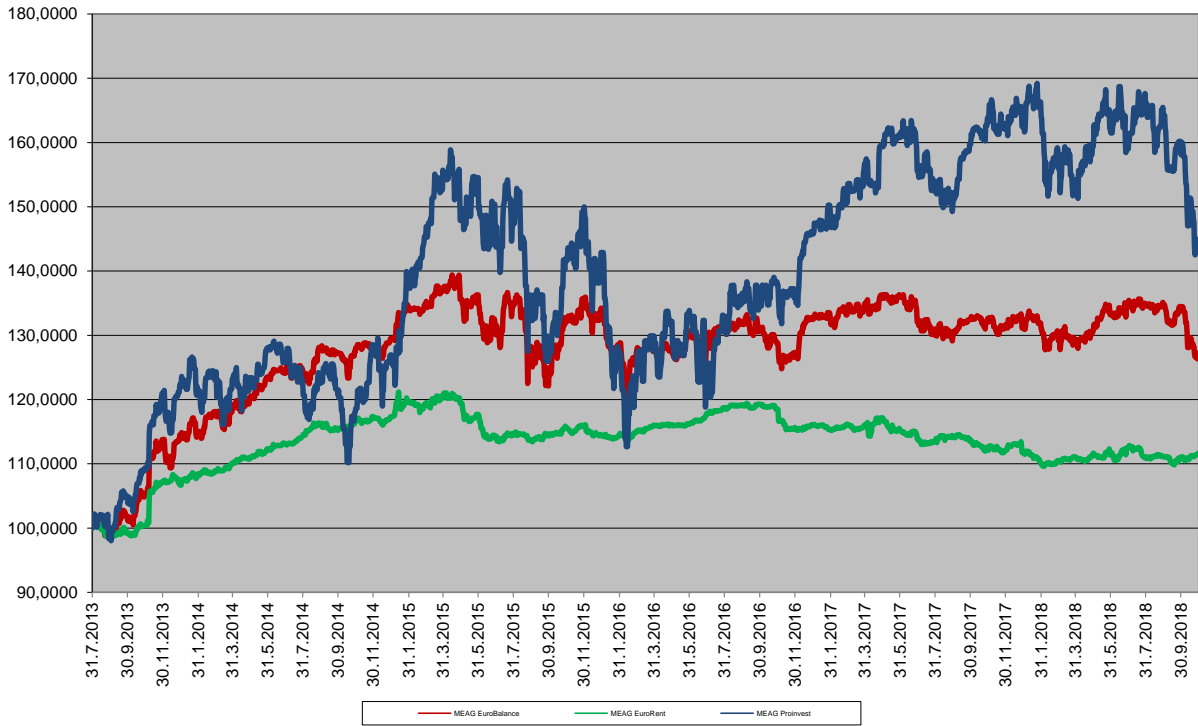
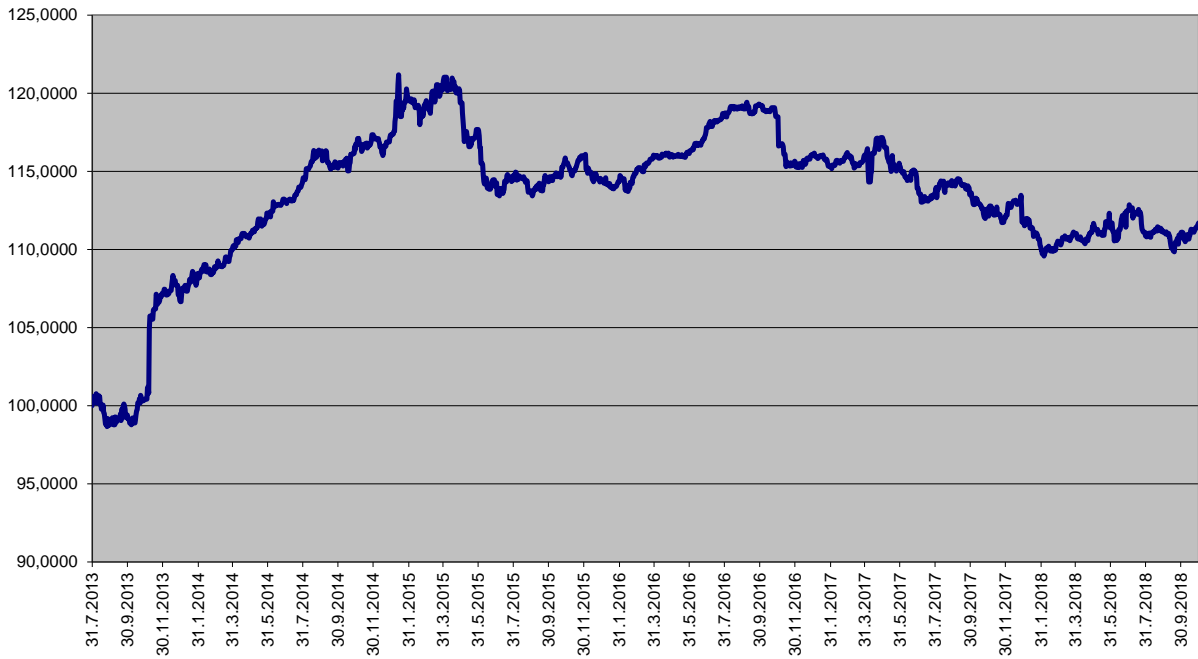
Jednotkový fond MEAG ProInvest



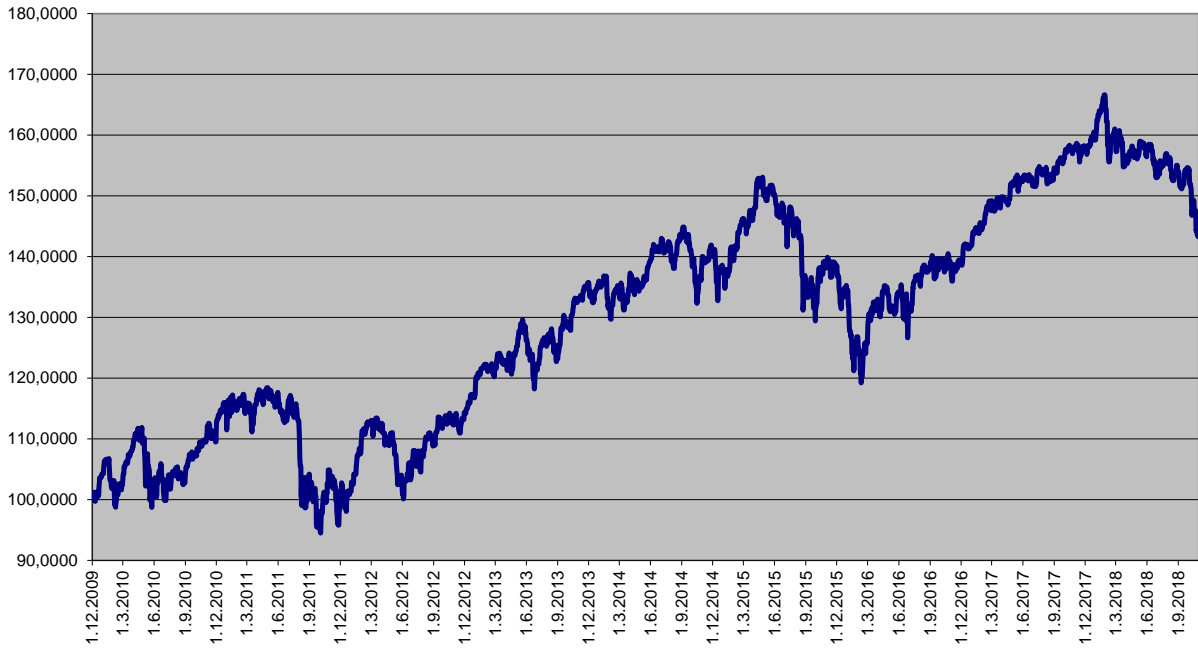
Jednotkový fond MEAG EuroBalance



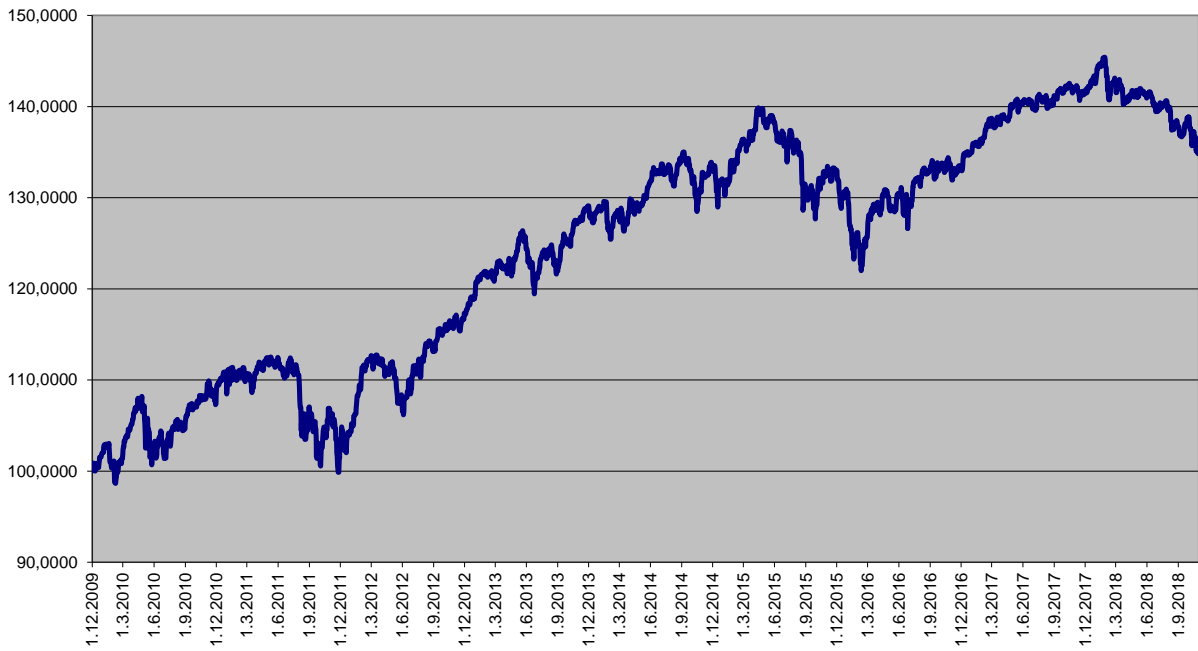
Jednotkový fond MEAG EuroRent



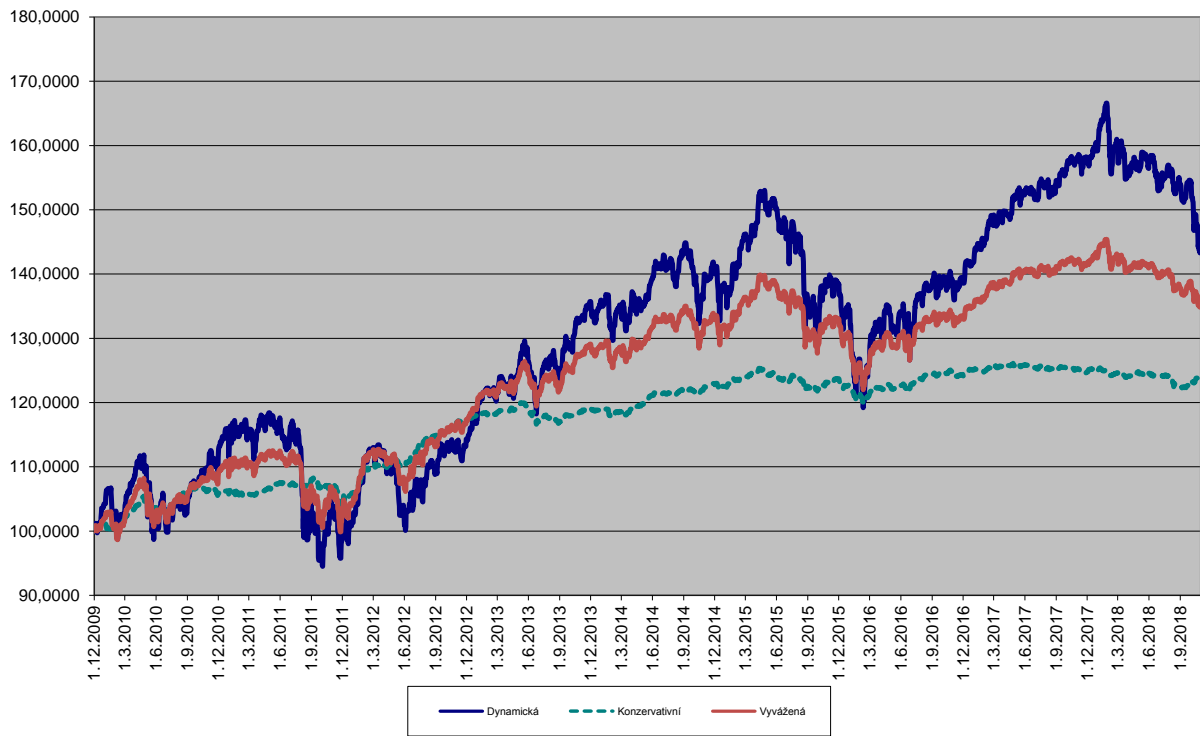
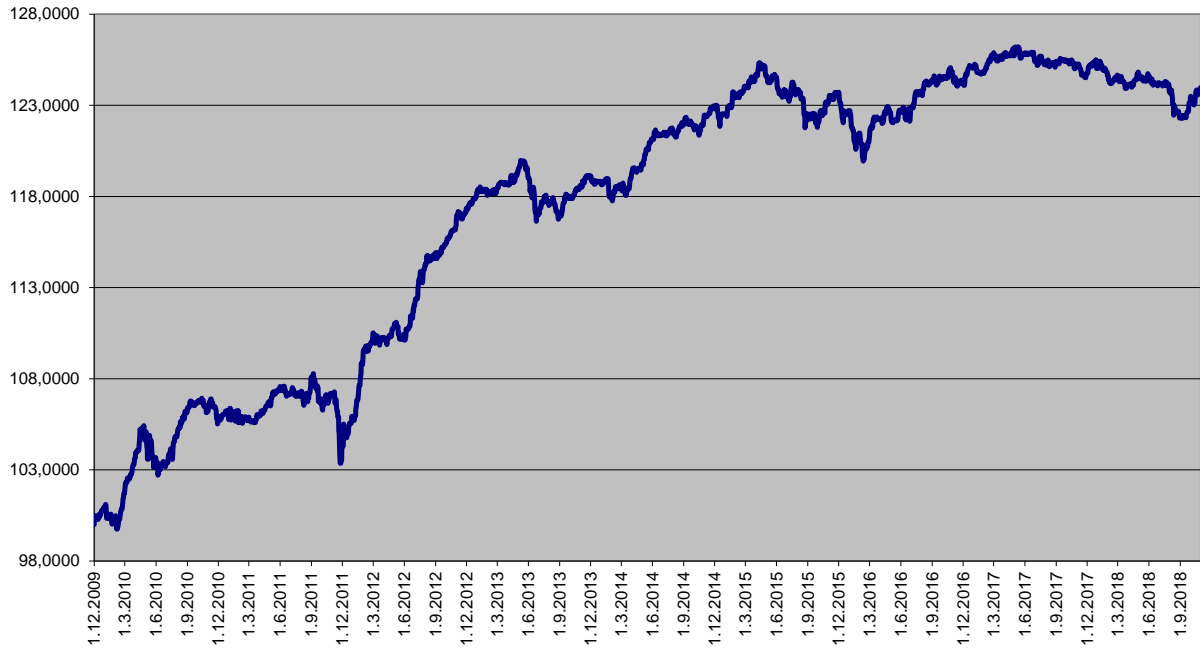
Dynamická strategie



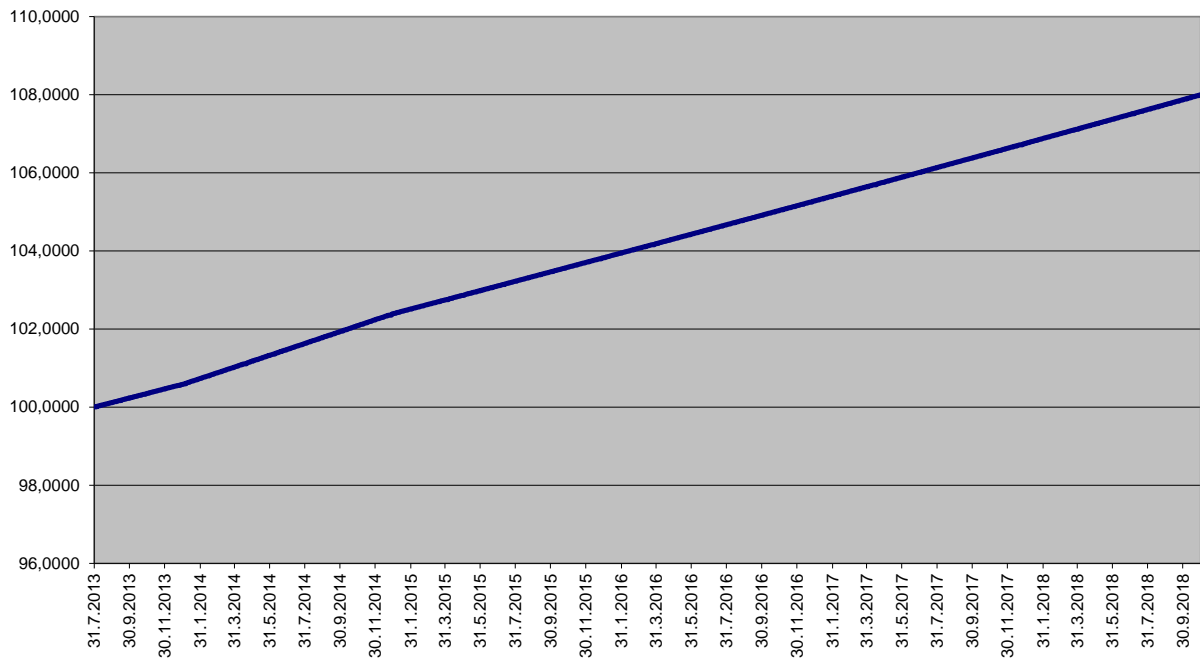
Vyvážená strategie



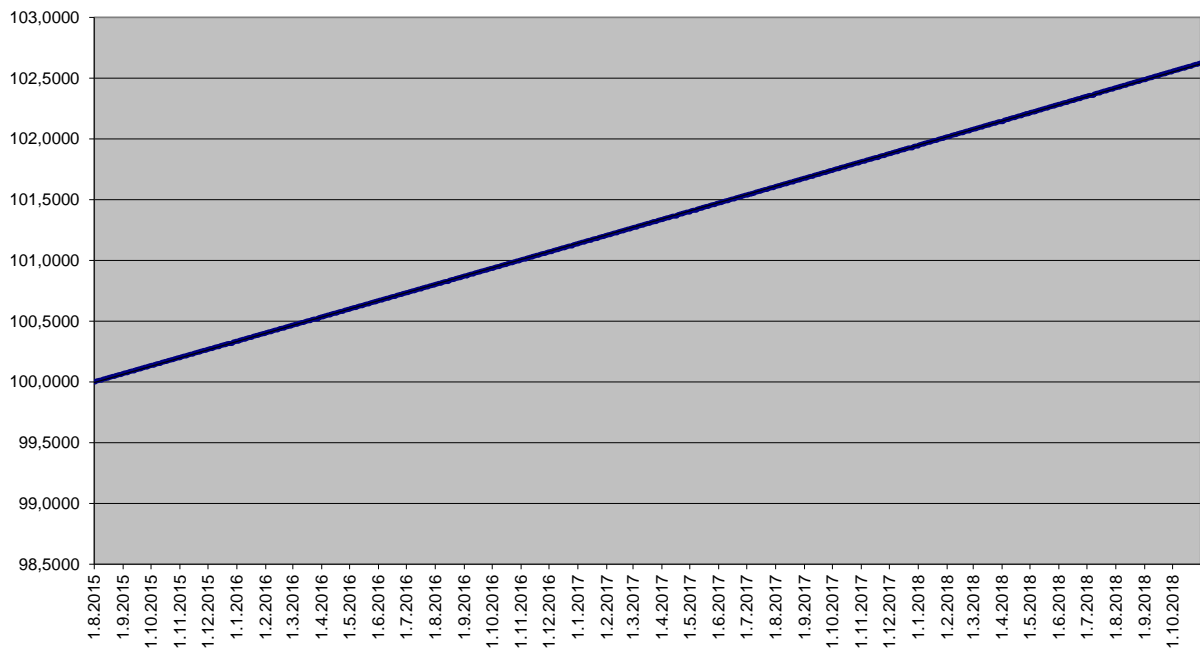
Konzervativní strategie



Garantovaný fond



Garantovaný fond 2015



Garantovaný fond 2016

