

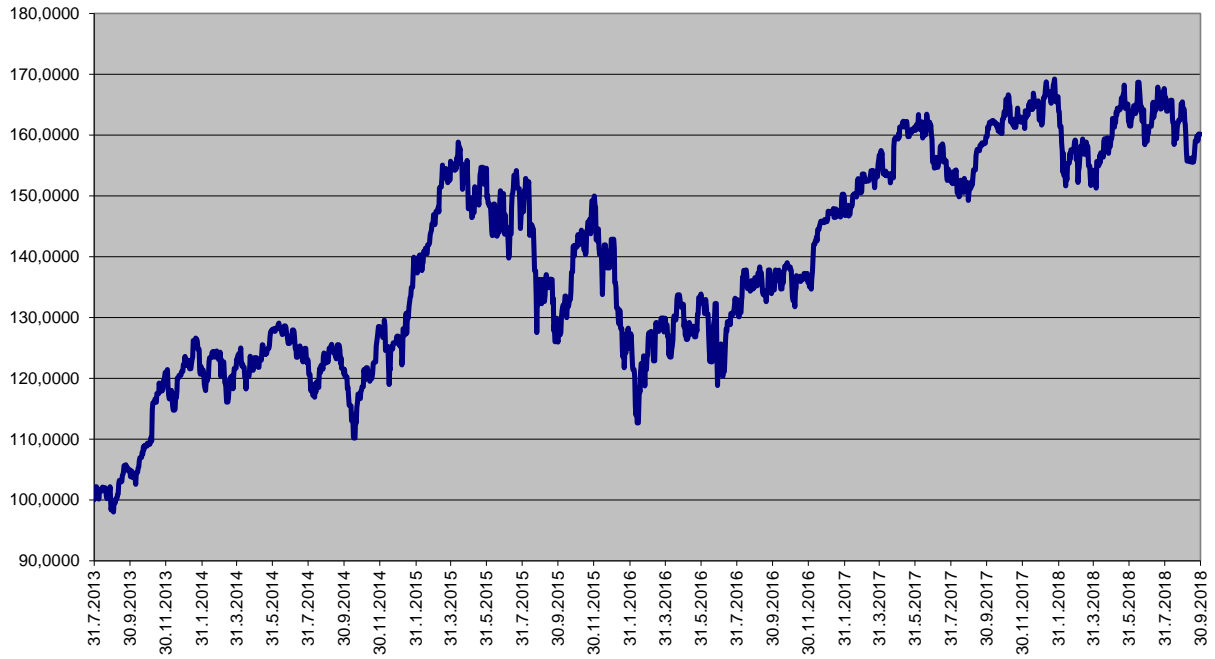
Ceny podílových jednotek
Investiční životní pojištění

Datum	MEAG EuroBalance	Fond MEAG EuroRent	MEAG Proinvest	Dynamická (Conseq)	Strategie Vyvážená (Conseq)	Konzervativní (Conseq)
27.9.2018	134,3540	110,9282	160,1965	154,6133	138,7650	123,1159
26.9.2018	133,5870	110,3426	159,2700	154,0852	138,2790	122,8437
25.9.2018	133,2783	110,4968	159,0283	153,7908	138,0400	122,6685
24.9.2018	133,6151	110,7191	159,8864	153,5523	137,9571	122,6804
21.9.2018	133,4105	110,4784	159,0920	154,2261	138,1382	122,6265
20.9.2018	132,8002	110,3705	157,7147	153,7747	137,9202	122,5474
19.9.2018	131,7904	109,8459	156,2115	153,1166	137,5610	122,5054
18.9.2018	131,7746	109,9323	155,5884	152,3389	137,1378	122,3264
17.9.2018	131,8961	109,9171	156,3296	151,7881	136,9571	122,3573
14.9.2018	131,5930	110,0771	155,5635	152,4279	137,3070	122,4371
13.9.2018	131,8974	110,2347	155,7492	151,8497	137,0268	122,4003
12.9.2018	131,9708	110,5000	155,6585	151,2228	136,7066	122,3199
11.9.2018	132,3043	110,8333	156,2025	151,1384	136,6850	122,3426
10.9.2018	131,8708	110,7962	155,7818	151,5420	136,8518	122,3636
7.9.2018	132,0539	111,0278	155,7503	151,5003	136,9368	122,4352
6.9.2018	132,7120	111,0026	157,1905	151,4474	136,7865	122,2800
5.9.2018	133,6405	111,1321	159,8803	151,9643	137,0030	122,3387
4.9.2018	134,0217	110,9929	161,8522	153,0685	137,4527	122,4144
3.9.2018	134,1258	111,0792	162,1397	153,7016	137,7315	122,4099
31.7.2018	134,6426	110,8765	166,2960	156,1346	140,0359	123,7652
29.6.2018	134,3838	112,4697	159,0005	153,8919	139,8107	124,2340
31.5.2018	133,1882	111,3755	161,9866	156,4299	140,9413	124,4771
30.4.2018	130,6468	111,4649	159,3915	157,3220	141,7685	124,8271
30.3.2018	129,3324	111,0212	152,9017	155,9416	140,8373	124,1144
28.2.2018	130,6904	110,4322	159,2014	159,3887	142,5252	124,6568
31.1.2018	130,9462	109,9974	163,9583	164,3682	144,3460	124,6107
29.12.2017	131,1422	111,7471	162,4929	159,1614	142,5225	125,0261
30.11.2017	131,6883	112,0243	162,6537	157,8869	141,6425	124,7610
31.10.2017	132,6633	112,6464	163,9654	157,9413	142,0777	125,2667
29.9.2017	132,4641	113,5018	159,7533	156,1459	141,7238	125,4044
31.8.2017	129,9924	114,2939	150,4811	154,0968	140,9594	125,4169
31.7.2017	130,0124	113,5503	152,5730	153,5334	140,5483	125,2513
30.6.2017	132,0859	113,9011	155,5641	151,5971	139,7485	125,4015
31.5.2017	136,1149	115,3225	160,9009	152,3110	140,2443	125,8010
28.4.2017	136,2470	117,1657	159,6184	151,5725	139,8177	125,7212
31.3.2017	134,9143	116,0546	156,7290	149,4595	138,8522	125,7848
28.2.2017	133,1473	116,1252	150,5151	147,5343	137,8348	125,5928
31.1.2017	132,1416	115,2928	148,3760	144,3905	135,9312	124,7458
30.12.2016	132,4850	116,0874	145,7698	141,8322	134,9340	125,0333
30.11.2016	127,2029	115,6529	136,3545	139,2420	133,4372	124,3940
31.10.2016	128,6821	118,4931	137,8004	138,8526	133,5137	124,7288

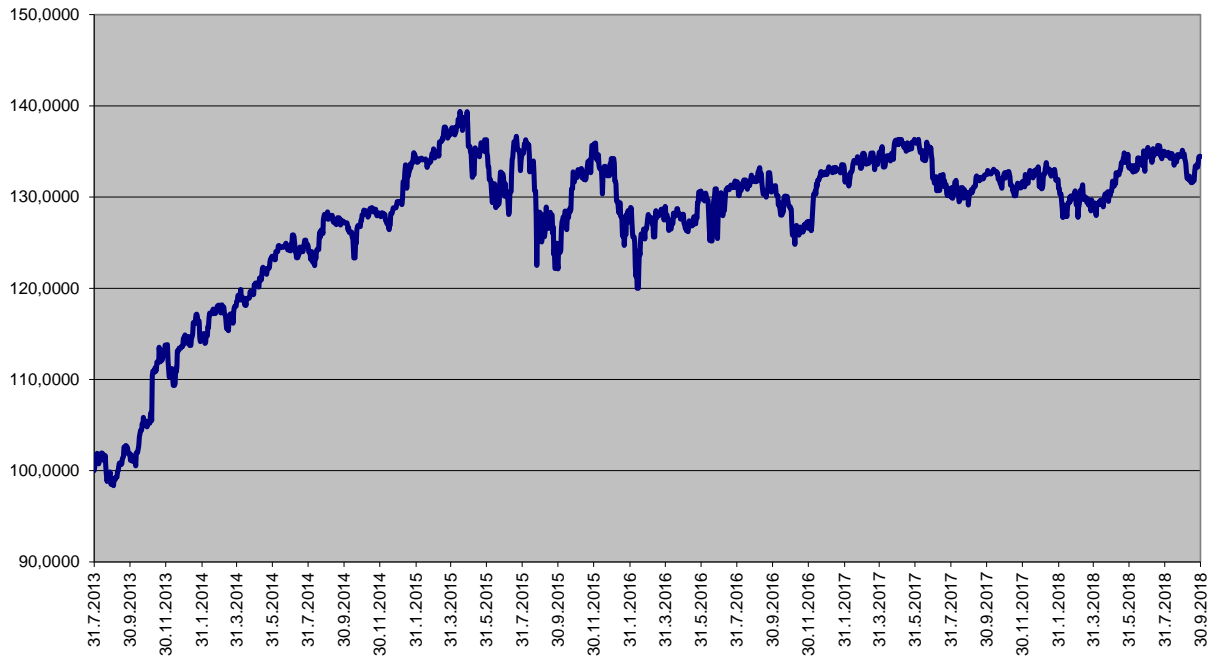
Ceny podílových jednotek
Investiční životní pojištění

Datum	Garantovaný	Garantovaný 2015	Garantovaný 2016
27.9.2018	107,8559	102,5490	101,6481
26.9.2018	107,8518	102,5468	101,6456
25.9.2018	107,8477	102,5445	101,6431
24.9.2018	107,8436	102,5423	101,6406
21.9.2018	107,8313	102,5356	101,6331
20.9.2018	107,8272	102,5333	101,6306
19.9.2018	107,8231	102,5311	101,6281
18.9.2018	107,8190	102,5289	101,6256
17.9.2018	107,8148	102,5266	101,6231
14.9.2018	107,8025	102,5199	101,6156
13.9.2018	107,7984	102,5177	101,6131
12.9.2018	107,7943	102,5154	101,6107
11.9.2018	107,7902	102,5132	101,6082
10.9.2018	107,7861	102,5110	101,6057
7.9.2018	107,7738	102,5042	101,5982
6.9.2018	107,7697	102,5020	101,5957
5.9.2018	107,7656	102,4998	101,5932
4.9.2018	107,7615	102,4975	101,5907
3.9.2018	107,7574	102,4953	101,5882
31.7.2018	107,6179	102,4192	101,5035
29.6.2018	107,4868	102,3477	101,4238
31.5.2018	107,3681	102,2829	101,3516
30.4.2018	107,2414	102,2138	101,2745
30.3.2018	107,1108	102,1424	101,1950
28.2.2018	106,9926	102,0777	101,1229
31.1.2018	106,8785	102,0154	101,0535
29.12.2017	106,7442	101,9419	100,9716
30.11.2017	106,6264	101,8774	100,8998
31.10.2017	106,5046	101,8107	100,8255
29.9.2017	106,3749	101,7396	100,7463
31.8.2017	106,2574	101,6752	100,6747
31.7.2017	106,1321	101,6064	100,5981
30.6.2017	106,0068	101,5377	100,5215
31.5.2017	105,8857	101,4712	100,4476
28.4.2017	105,7527	101,3981	100,3662
31.3.2017	105,6400	101,3361	100,2973
28.2.2017	105,5153	101,2676	100,2210
31.1.2017	105,4029	101,2057	100,1521
30.12.2016	105,2745	101,1350	100,0735
30.11.2016	105,1546	101,0690	100,0000
31.10.2016	105,0348	101,0030	

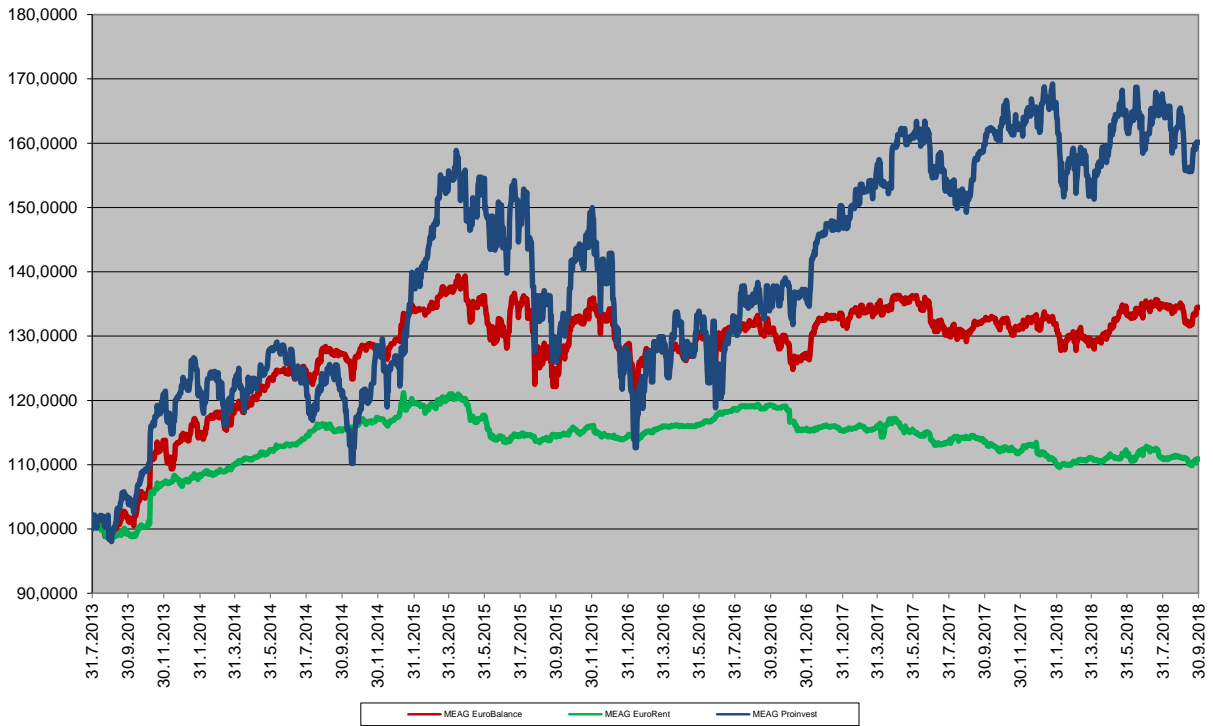
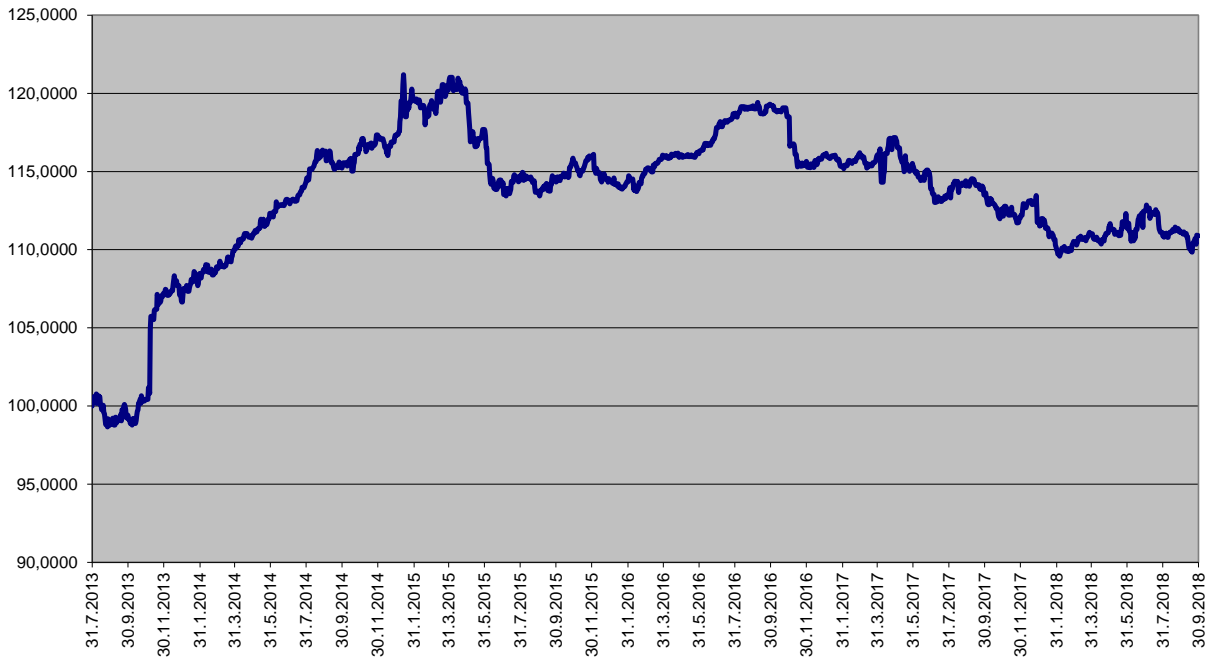
Jednotkový fond MEAG ProInvest



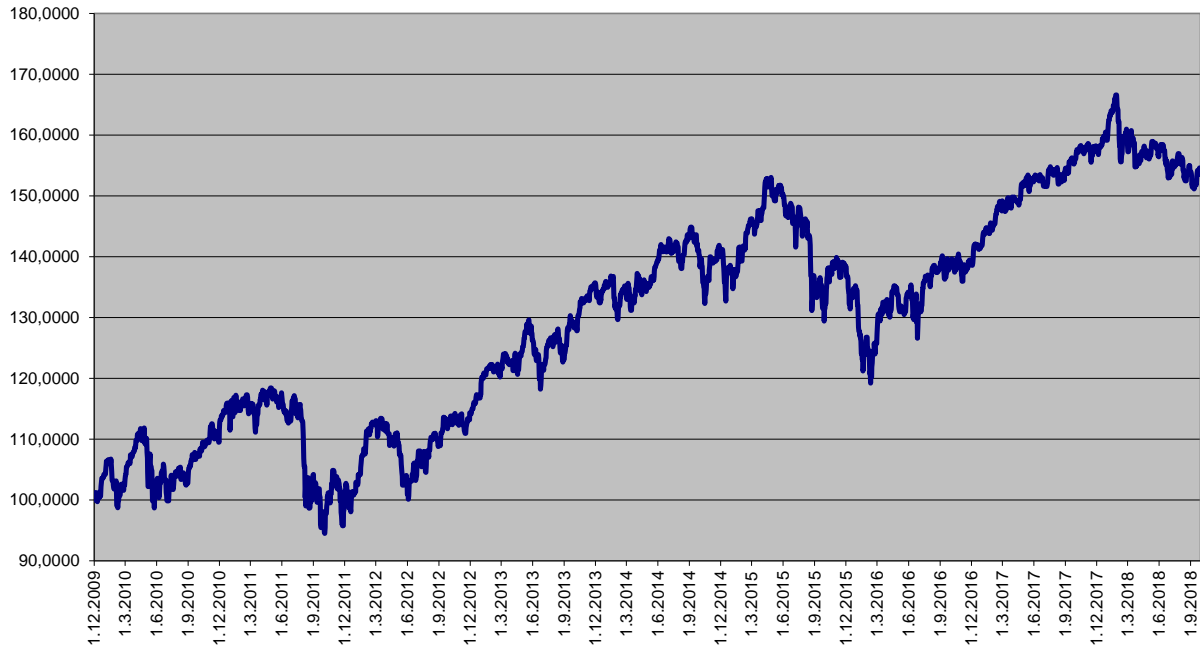
Jednotkový fond MEAG EuroBalance



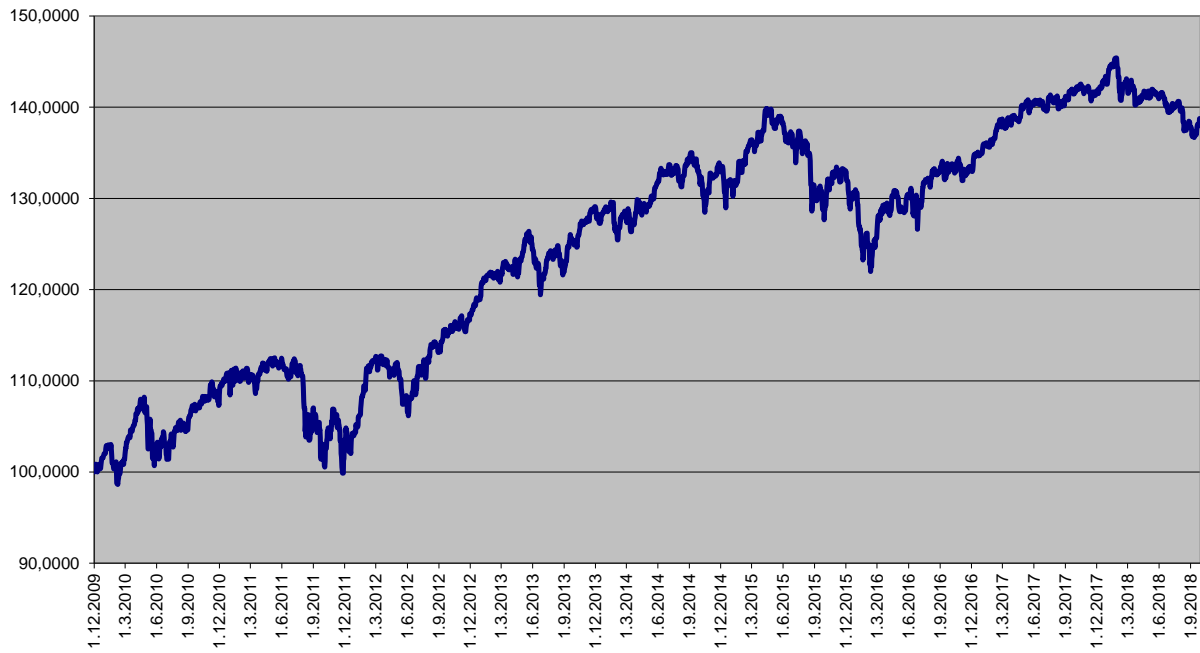
Jednotkový fond MEAG EuroRent



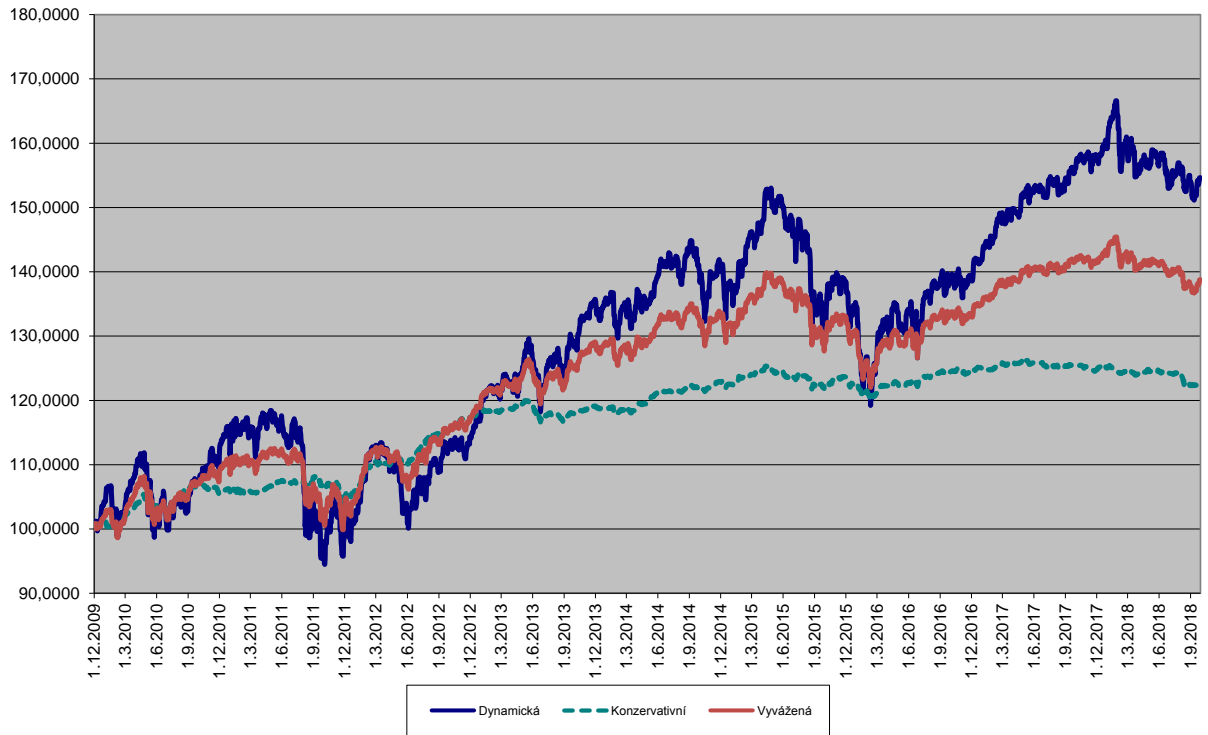
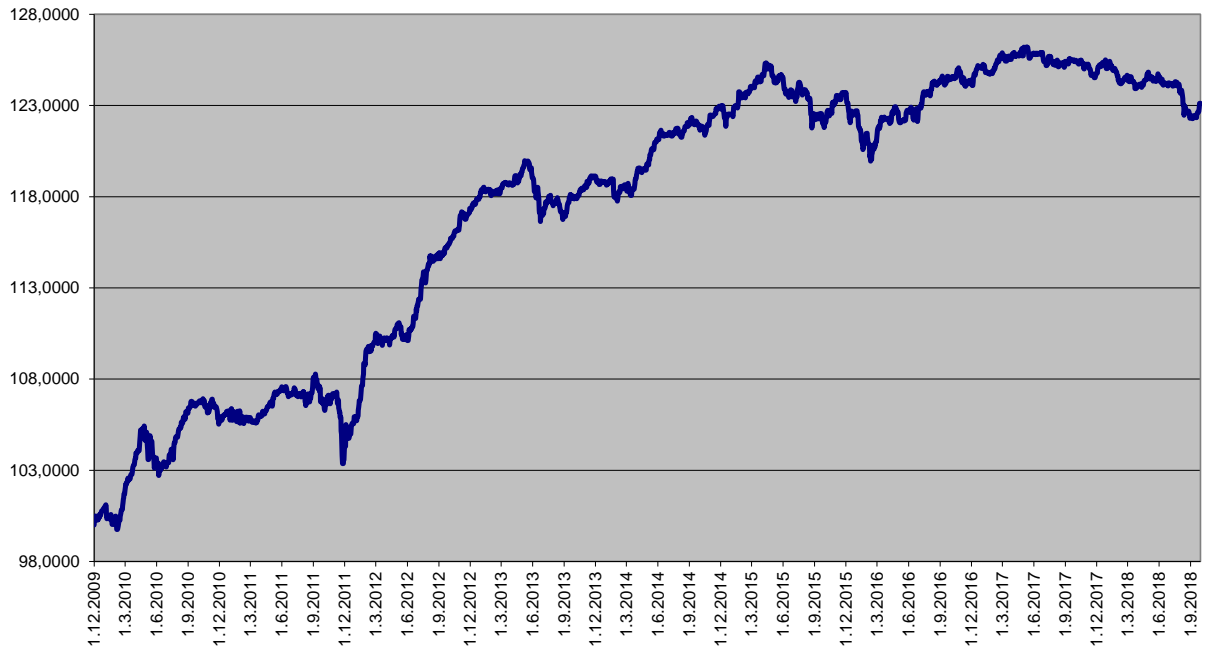
Dynamická strategie



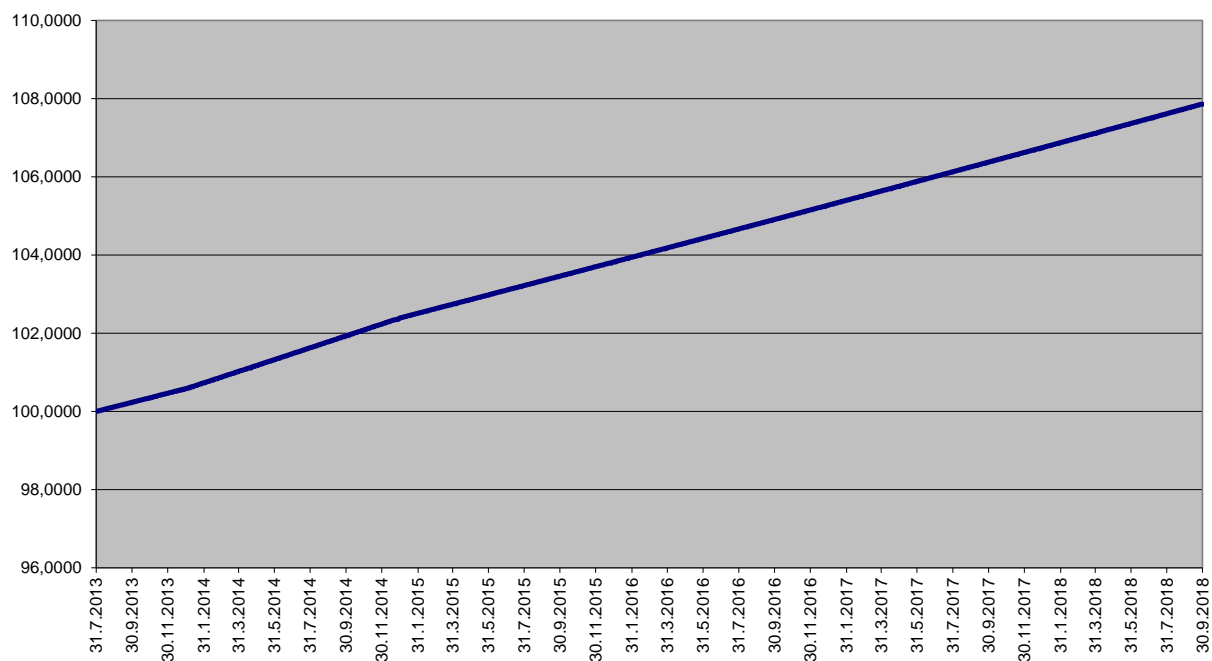
Vyvážená strategie



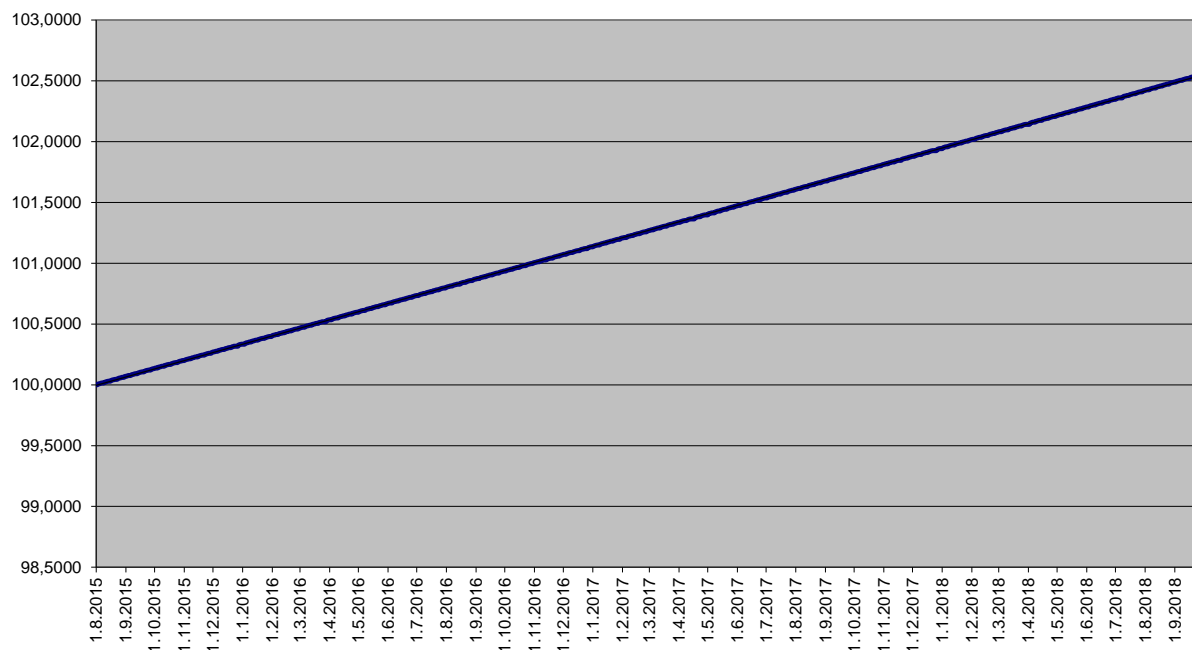
Konzervativní strategie



Garantovaný fond



Garantovaný fond 2015



Garantovaný fond 2016

