

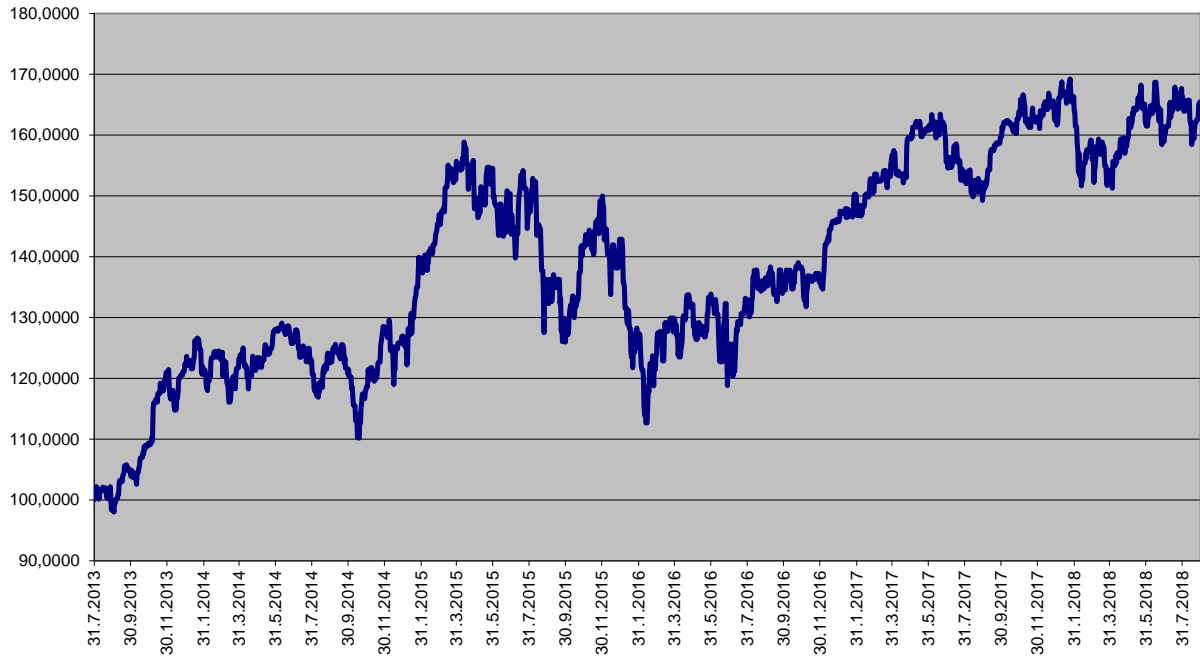
Ceny podílových jednotek
Investiční životní pojištění

Datum	MEAG EuroBalance	Fond MEAG EuroRent	MEAG Proinvest	Dynamická (Conseq)	Strategie Vyvážená (Conseq)	Konzervativní (Conseq)
31.8.2018	134,7244	111,0889	164,2544	153,9840	137,8385	122,3698
30.8.2018	135,1414	111,1909	165,4733	154,1597	137,8529	122,2994
29.8.2018	134,8251	111,2066	165,0998	155,0200	138,3543	122,5114
28.8.2018	134,7424	111,1358	165,1100	154,8377	138,3471	122,5423
27.8.2018	134,4383	111,3183	162,8539	154,9562	138,4670	122,6720
24.8.2018	134,4624	111,3555	162,4945	153,7991	138,0464	122,6936
23.8.2018	134,3521	111,2413	162,0673	153,5585	137,9008	122,6456
22.8.2018	134,6720	111,3807	161,8746	153,8314	138,0042	122,5952
21.8.2018	134,5813	111,4456	161,1606	153,7558	137,9728	122,6653
20.8.2018	133,8432	111,1825	159,3987	153,0161	137,6092	122,6415
17.8.2018	133,9975	111,2907	159,9578	152,4860	137,4746	122,7059
16.8.2018	133,5034	111,1609	158,4709	152,5844	137,7147	122,9516
15.8.2018	134,5211	111,1670	162,1570	152,5709	137,6099	122,8470
14.8.2018	134,4164	111,0805	162,0309	153,3413	137,7672	122,6772
13.8.2018	134,5004	111,1364	162,5221	152,9390	137,4035	122,4599
10.8.2018	134,7786	111,0652	165,7451	154,1943	138,3853	123,0394
9.8.2018	134,2447	110,7836	164,6110	155,7970	139,4189	123,3691
8.8.2018	134,4654	110,7899	164,9075	156,0758	139,7125	123,5641
7.8.2018	134,5247	110,9352	164,4611	156,3294	139,9279	123,7095
6.8.2018	134,9056	111,0560	164,9470	155,8699	139,8804	123,8387
3.8.2018	134,5245	111,0250	163,9458	155,7399	139,8258	123,7858
2.8.2018	134,6426	110,8024	165,9654	155,2267	139,5563	123,6737
1.8.2018	134,6862	110,8702	166,2399	156,0110	139,9861	123,7890
31.7.2018	134,6426	110,8765	166,2960	156,1346	140,0359	123,7652
29.6.2018	134,3838	112,4697	159,0005	153,8919	139,8107	124,2340
31.5.2018	133,1882	111,3755	161,9866	156,4299	140,9413	124,4771
30.4.2018	130,6468	111,4649	159,3915	157,3220	141,7685	124,8271
30.3.2018	129,3324	111,0212	152,9017	155,9416	140,8373	124,1144
28.2.2018	130,6904	110,4322	159,2014	159,3887	142,5252	124,6568
31.1.2018	130,9462	109,9974	163,9583	164,3682	144,3460	124,6107
29.12.2017	131,1422	111,7471	162,4929	159,1614	142,5225	125,0261
30.11.2017	131,6883	112,0243	162,6537	157,8869	141,6425	124,7610
31.10.2017	132,6633	112,6464	163,9654	157,9413	142,0777	125,2667
29.9.2017	132,4641	113,5018	159,7533	156,1459	141,7238	125,4044
31.8.2017	129,9924	114,2939	150,4811	154,0968	140,9594	125,4169
31.7.2017	130,0124	113,5503	152,5730	153,5334	140,5483	125,2513
30.6.2017	132,0859	113,9011	155,5641	151,5971	139,7485	125,4015
31.5.2017	136,1149	115,3225	160,9009	152,3110	140,2443	125,8010
28.4.2017	136,2470	117,1657	159,6184	151,5725	139,8177	125,7212
31.3.2017	134,9143	116,0546	156,7290	149,4595	138,8522	125,7848
28.2.2017	133,1473	116,1252	150,5151	147,5343	137,8348	125,5928
31.1.2017	132,1416	115,2928	148,3760	144,3905	135,9312	124,7458
30.12.2016	132,4850	116,0874	145,7698	141,8322	134,9340	125,0333
30.11.2016	127,2029	115,6529	136,3545	139,2420	133,4372	124,3940
31.10.2016	128,6821	118,4931	137,8004	138,8526	133,5137	124,7288
30.9.2016	131,0377	119,2279	134,5494	138,6488	133,3142	124,4277

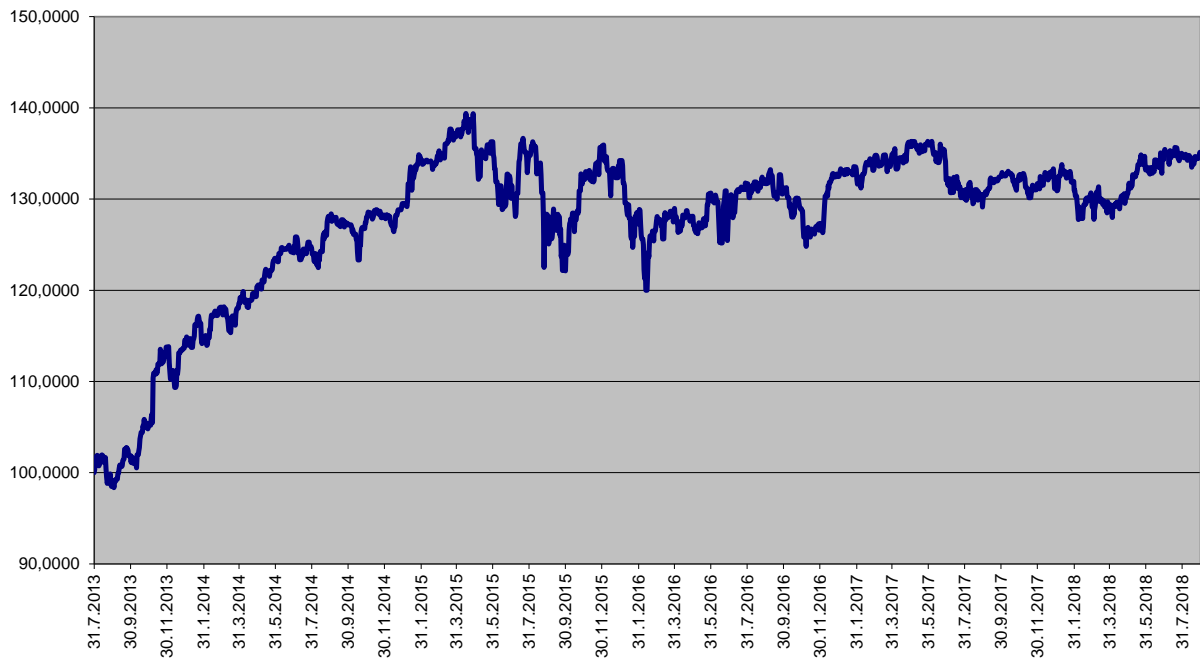
Ceny podílových jednotek
Investiční životní pojištění

Datum	Garantovaný	Garantovaný 2015	Garantovaný 2016
31.8.2018	107,7451	102,4886	101,5807
30.8.2018	107,7409	102,4863	101,5782
29.8.2018	107,7368	102,4841	101,5757
28.8.2018	107,7327	102,4819	101,5732
27.8.2018	107,7286	102,4796	101,5708
24.8.2018	107,7163	102,4729	101,5633
23.8.2018	107,7122	102,4707	101,5608
22.8.2018	107,7081	102,4684	101,5583
21.8.2018	107,7040	102,4662	101,5558
20.8.2018	107,6999	102,4640	101,5533
17.8.2018	107,6876	102,4573	101,5458
16.8.2018	107,6835	102,4550	101,5433
15.8.2018	107,6794	102,4528	101,5408
14.8.2018	107,6753	102,4506	101,5383
13.8.2018	107,6712	102,4483	101,5359
10.8.2018	107,6589	102,4416	101,5284
9.8.2018	107,6548	102,4394	101,5259
8.8.2018	107,6507	102,4371	101,5234
7.8.2018	107,6466	102,4349	101,5209
6.8.2018	107,6425	102,4327	101,5184
3.8.2018	107,6302	102,4260	101,5109
2.8.2018	107,6261	102,4237	101,5084
1.8.2018	107,6220	102,4215	101,5059
31.7.2018	107,6179	102,4192	101,5035
29.6.2018	107,4868	102,3477	101,4238
31.5.2018	107,3681	102,2829	101,3516
30.4.2018	107,2414	102,2138	101,2745
30.3.2018	107,1108	102,1424	101,1950
28.2.2018	106,9926	102,0777	101,1229
31.1.2018	106,8785	102,0154	101,0535
29.12.2017	106,7442	101,9419	100,9716
30.11.2017	106,6264	101,8774	100,8998
31.10.2017	106,5046	101,8107	100,8255
29.9.2017	106,3749	101,7396	100,7463
31.8.2017	106,2574	101,6752	100,6747
31.7.2017	106,1321	101,6064	100,5981
30.6.2017	106,0068	101,5377	100,5215
31.5.2017	105,8857	101,4712	100,4476
28.4.2017	105,7527	101,3981	100,3662
31.3.2017	105,6400	101,3361	100,2973
28.2.2017	105,5153	101,2676	100,2210
31.1.2017	105,4029	101,2057	100,1521
30.12.2016	105,2745	101,1350	100,0735
30.11.2016	105,1546	101,0690	100,0000
31.10.2016	105,0348	101,0030	
30.9.2016	104,9112	100,9349	

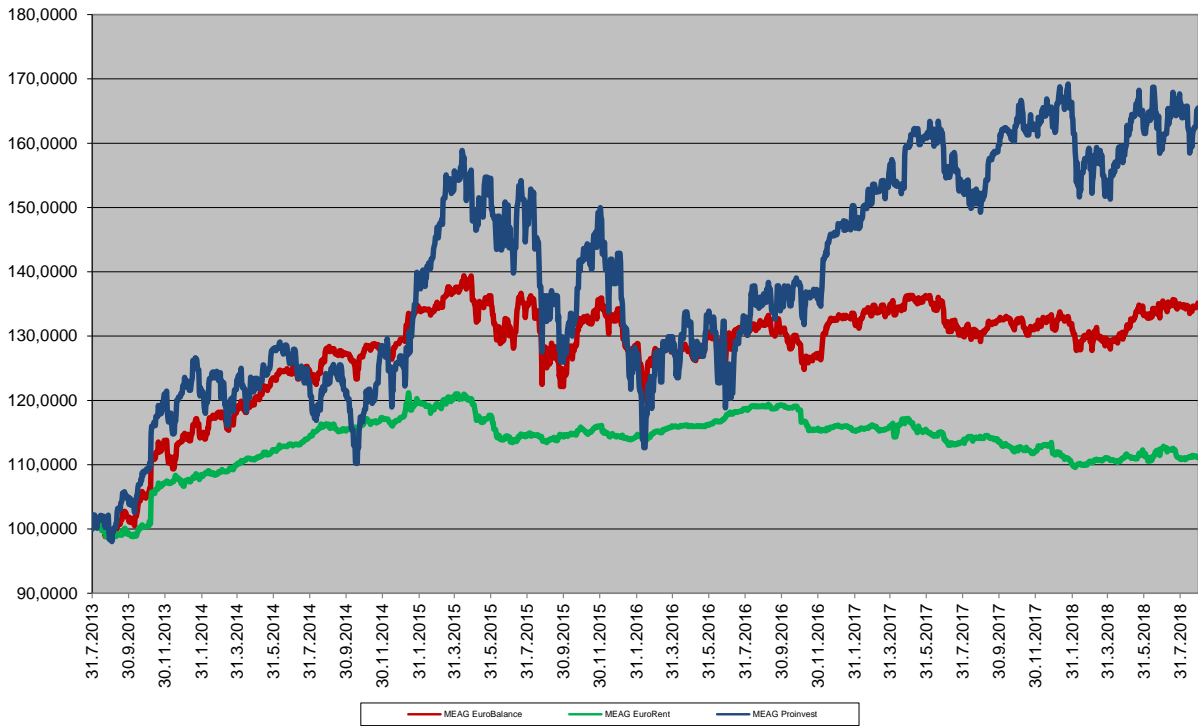
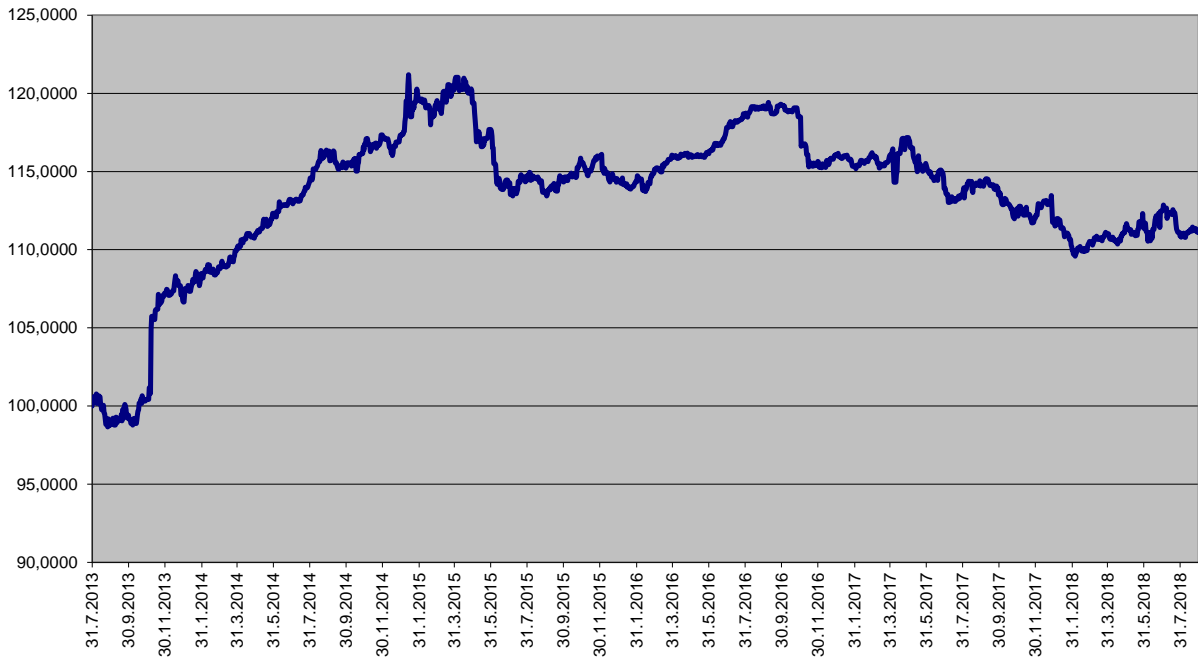
Jednotkový fond MEAG ProInvest



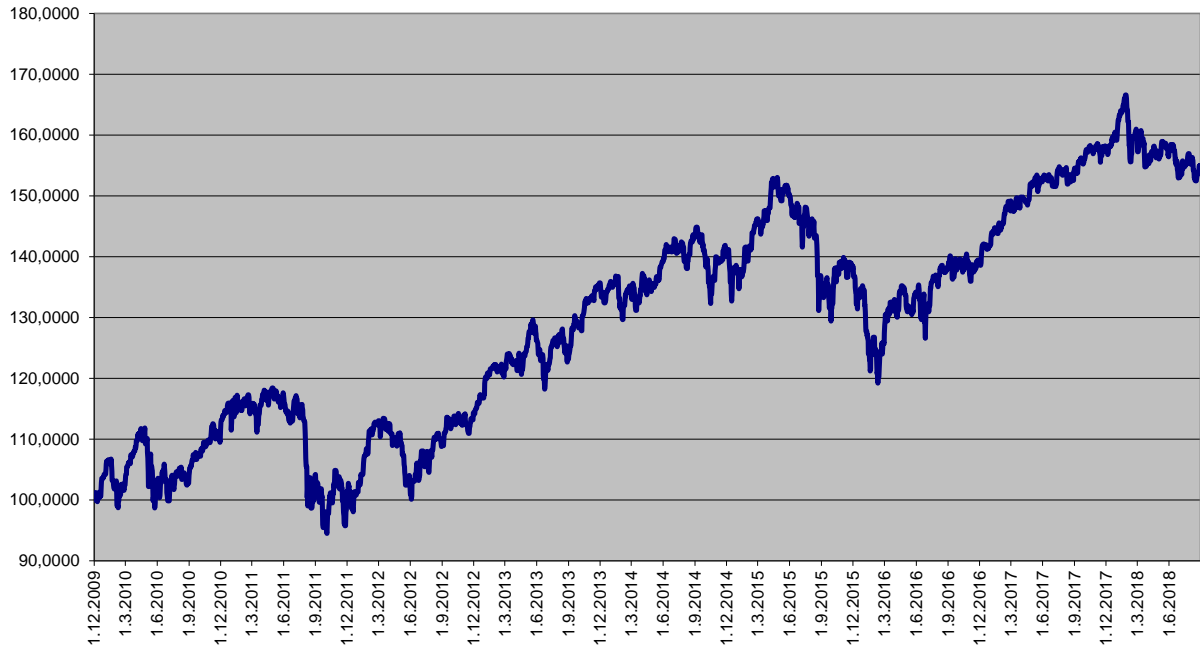
Jednotkový fond MEAG EuroBalance



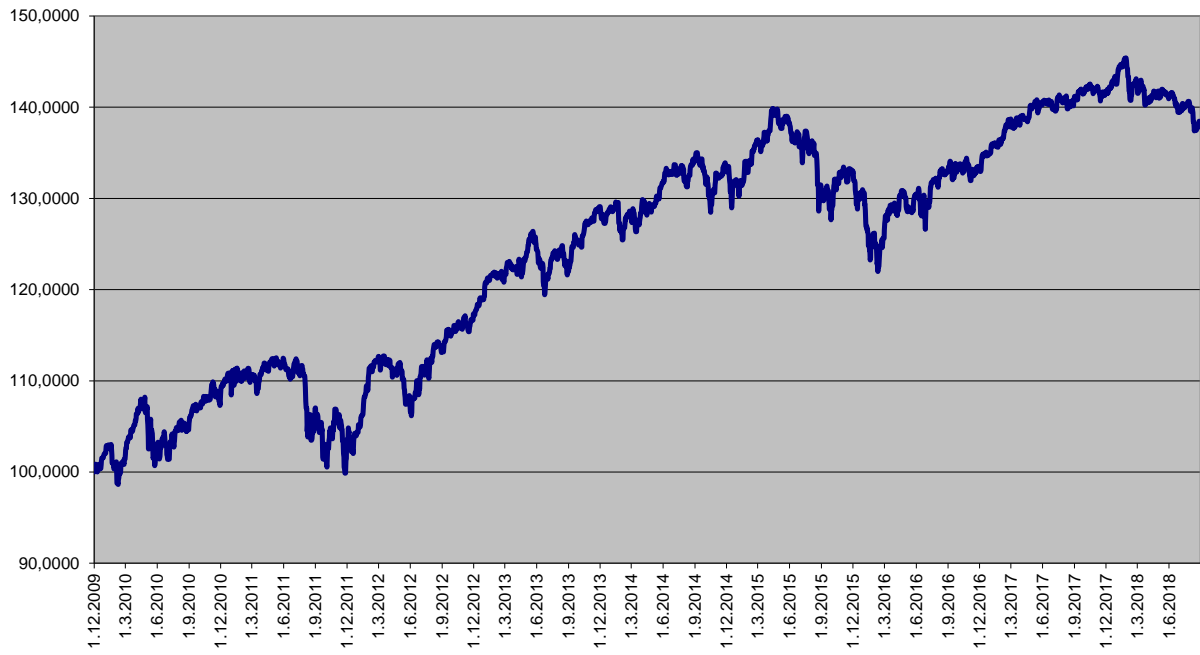
Jednotkový fond MEAG EuroRent



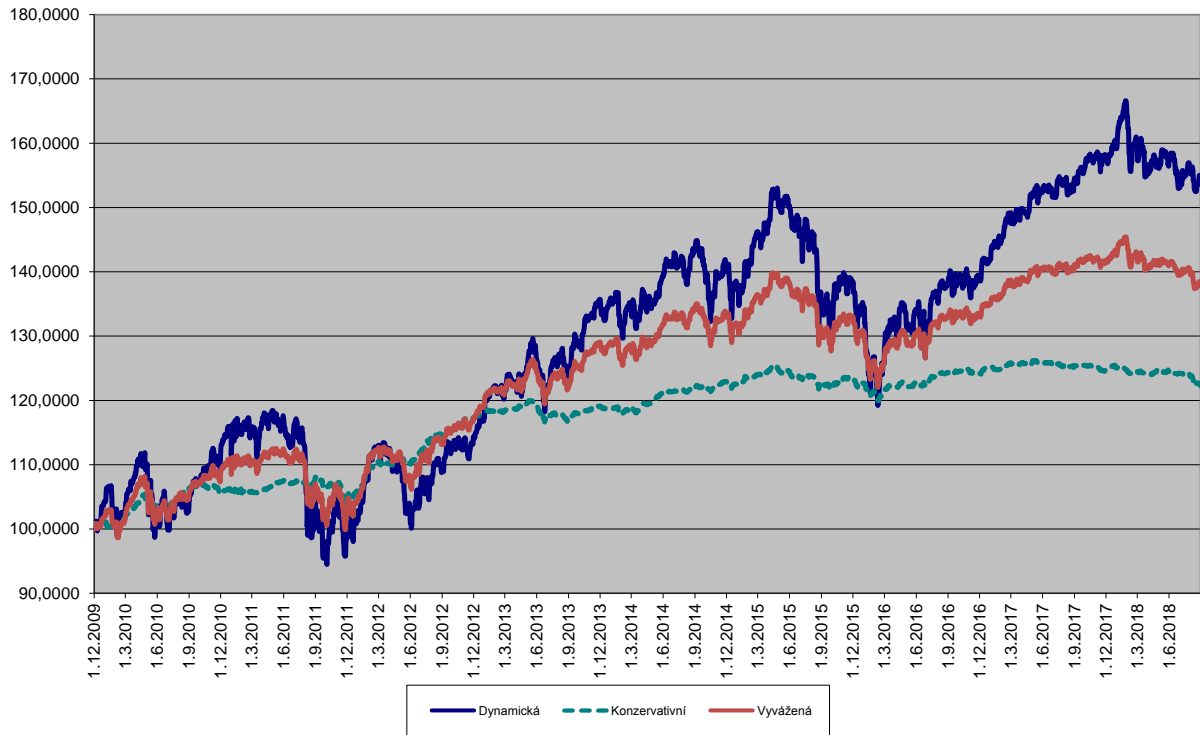
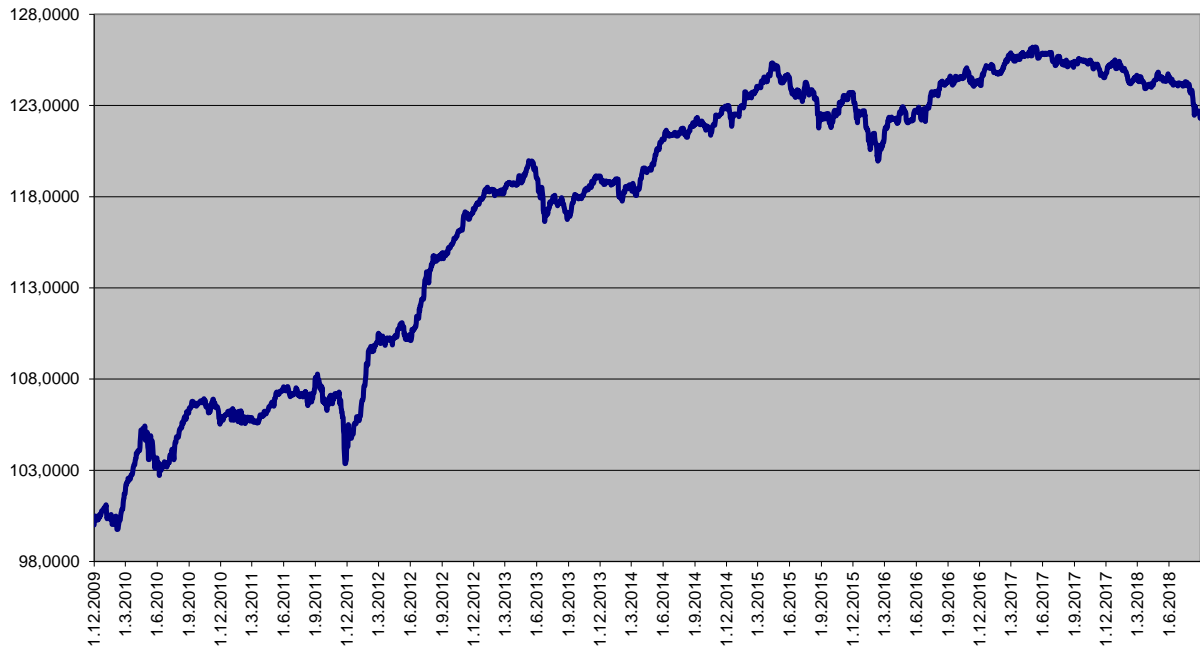
Dynamická strategie



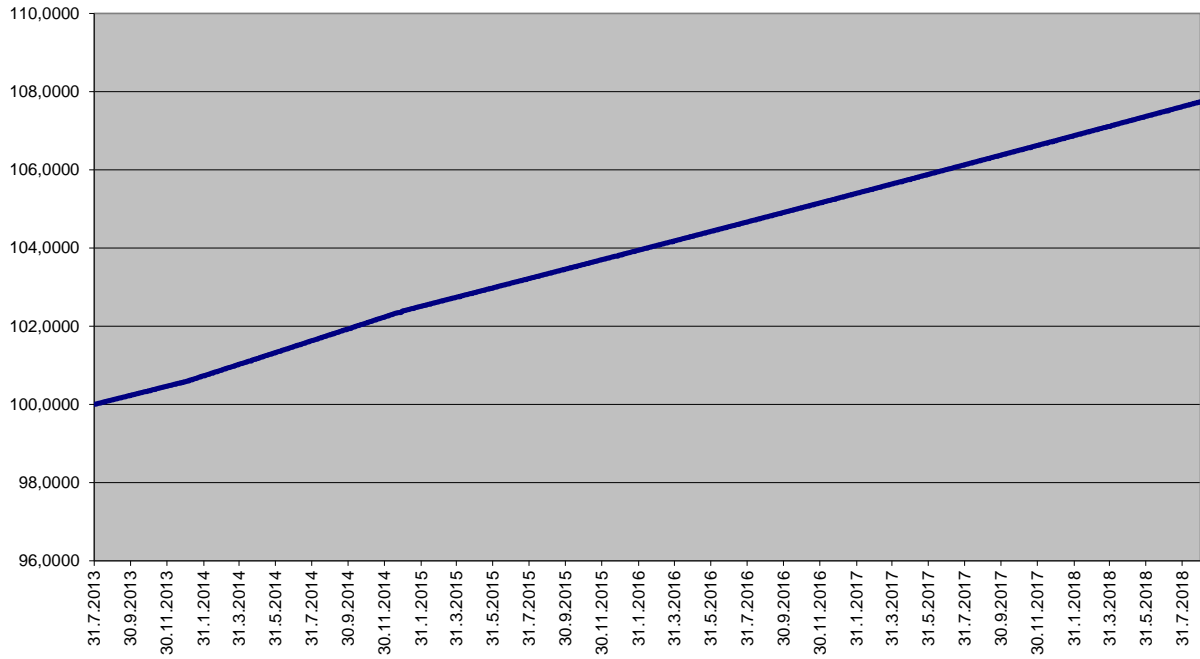
Vyvážená strategie



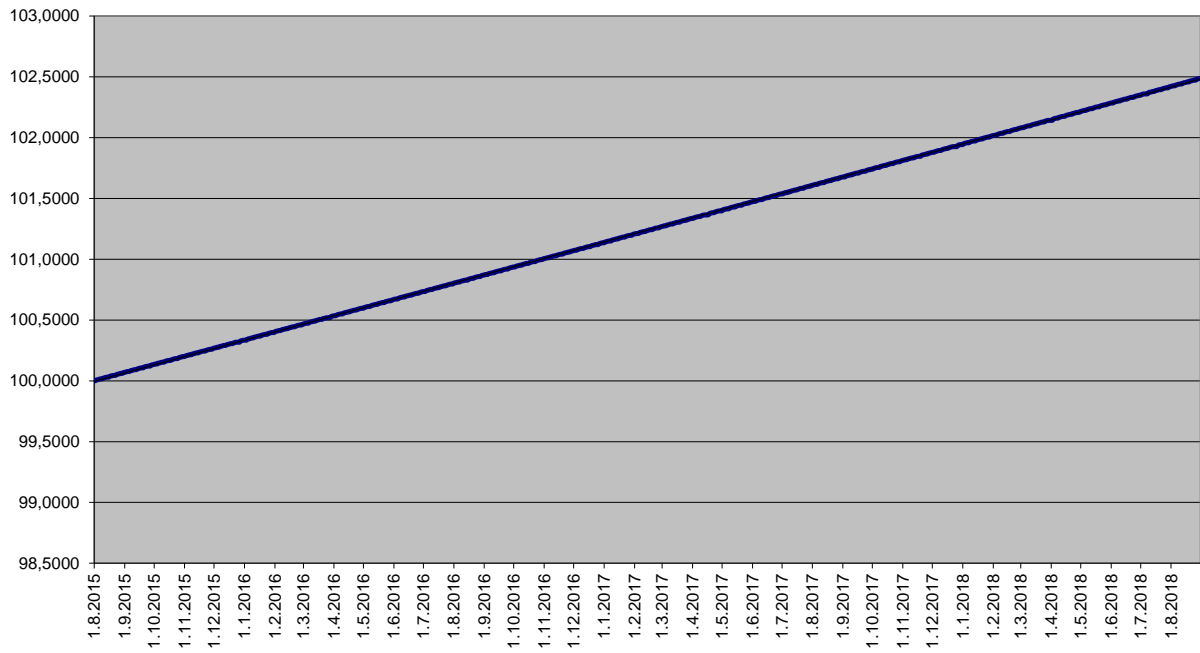
Konzervativní strategie



Garantovaný fond



Garantovaný fond 2015



Garantovaný fond 2016

