

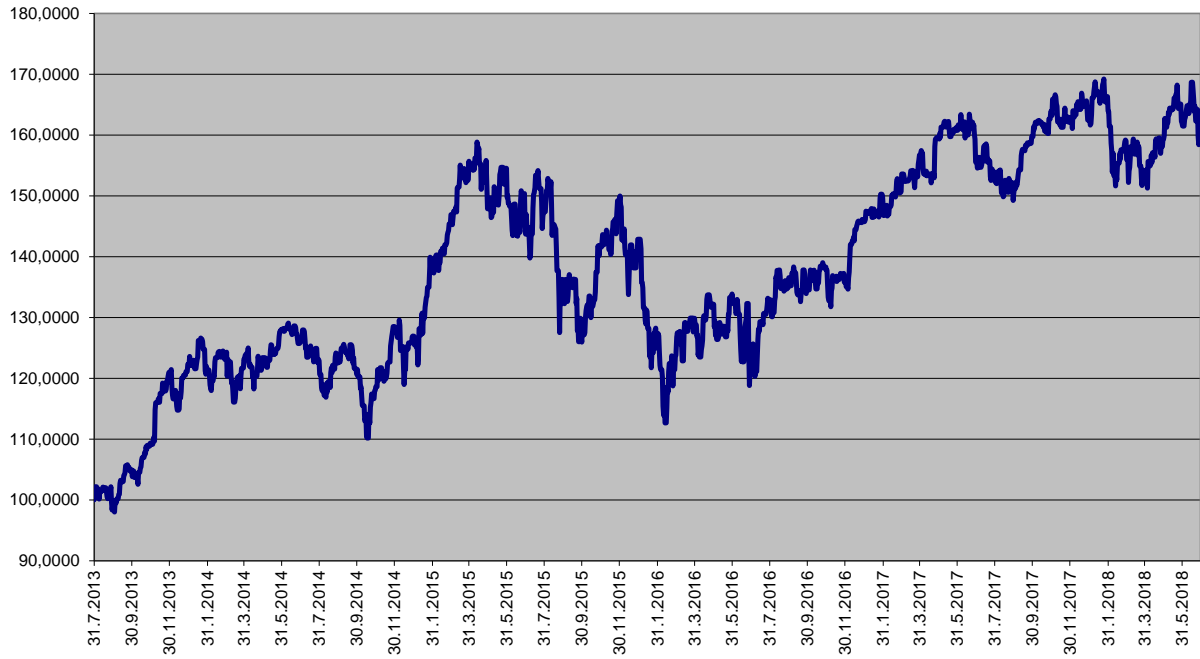
Ceny podílových jednotek
Investiční životní pojištění

| Datum | MEAG EuroBalance | Fond MEAG EuroRent | MEAG Proinvest | Dynamická (Conseq) | Strategie Vyvážená (Conseq) | Konzervativní (Conseq) |
|------------|---------------------|--------------------------|-------------------|-----------------------|-----------------------------------|---------------------------|
| 29.6.2018 | 134,3838 | 112,4697 | 159,0005 | 153,8919 | 139,8107 | 124,2340 |
| 28.6.2018 | 134,8421 | 112,4585 | 161,3913 | 152,9556 | 139,4409 | 124,2358 |
| 27.6.2018 | 132,8265 | 111,4264 | 158,4260 | 153,5099 | 139,4425 | 124,0748 |
| 26.6.2018 | 133,4966 | 112,1009 | 159,7132 | 154,0185 | 139,7396 | 124,1283 |
| 25.6.2018 | 135,0651 | 112,3274 | 164,2277 | 154,3575 | 139,8845 | 124,1185 |
| 22.6.2018 | 133,4624 | 111,7367 | 162,3196 | 155,7338 | 140,3259 | 124,1325 |
| 21.6.2018 | 134,1662 | 112,1739 | 164,7321 | 155,1716 | 140,1208 | 124,1907 |
| 20.6.2018 | 133,6831 | 112,0133 | 163,8830 | 156,1227 | 140,4988 | 124,2137 |
| 19.6.2018 | 133,8875 | 111,9418 | 165,7958 | 155,7359 | 140,3164 | 124,1872 |
| 18.6.2018 | 133,7146 | 111,6014 | 167,3401 | 156,7534 | 140,6803 | 124,1752 |
| 15.6.2018 | 134,2949 | 111,2875 | 168,7151 | 157,4692 | 140,9723 | 124,2495 |
| 14.6.2018 | 133,0101 | 110,7342 | 165,4661 | 158,2046 | 141,2174 | 124,1139 |
| 13.6.2018 | 133,1788 | 110,9197 | 165,2073 | 158,1889 | 141,2672 | 124,1112 |
| 12.6.2018 | 133,1049 | 110,6608 | 164,7322 | 158,4666 | 141,4146 | 124,1491 |
| 11.6.2018 | 132,8336 | 110,5699 | 163,5449 | 158,3898 | 141,4347 | 124,1846 |
| 8.6.2018 | 133,4523 | 111,1019 | 164,8444 | 158,2634 | 141,6265 | 124,4375 |
| 7.6.2018 | 132,7451 | 110,5443 | 164,1759 | 158,4165 | 141,5062 | 124,2435 |
| 6.6.2018 | 132,8421 | 111,1162 | 163,3399 | 158,4615 | 141,5244 | 124,3001 |
| 5.6.2018 | 132,9627 | 111,1378 | 162,8795 | 157,9573 | 141,2950 | 124,3154 |
| 4.6.2018 | 133,1744 | 111,1706 | 162,5961 | 158,0257 | 141,4718 | 124,4158 |
| 1.6.2018 | 133,4663 | 111,6960 | 161,4988 | 157,3722 | 141,3720 | 124,5736 |
| 31.5.2018 | 133,1882 | 111,3755 | 161,9866 | 156,4299 | 140,9413 | 124,4771 |
| 30.4.2018 | 130,6468 | 111,4649 | 159,3915 | 157,3220 | 141,7685 | 124,8271 |
| 30.3.2018 | 129,3324 | 111,0212 | 152,9017 | 155,9416 | 140,8373 | 124,1144 |
| 28.2.2018 | 130,6904 | 110,4322 | 159,2014 | 159,3887 | 142,5252 | 124,6568 |
| 31.1.2018 | 130,9462 | 109,9974 | 163,9583 | 164,3682 | 144,3460 | 124,6107 |
| 29.12.2017 | 131,1422 | 111,7471 | 162,4929 | 159,1614 | 142,5225 | 125,0261 |
| 30.11.2017 | 131,6883 | 112,0243 | 162,6537 | 157,8869 | 141,6425 | 124,7610 |
| 31.10.2017 | 132,6633 | 112,6464 | 163,9654 | 157,9413 | 142,0777 | 125,2667 |
| 29.9.2017 | 132,4641 | 113,5018 | 159,7533 | 156,1459 | 141,7238 | 125,4044 |
| 31.8.2017 | 129,9924 | 114,2939 | 150,4811 | 154,0968 | 140,9594 | 125,4169 |
| 31.7.2017 | 130,0124 | 113,5503 | 152,5730 | 153,5334 | 140,5483 | 125,2513 |
| 30.6.2017 | 132,0859 | 113,9011 | 155,5641 | 151,5971 | 139,7485 | 125,4015 |
| 31.5.2017 | 136,1149 | 115,3225 | 160,9009 | 152,3110 | 140,2443 | 125,8010 |
| 28.4.2017 | 136,2470 | 117,1657 | 159,6184 | 151,5725 | 139,8177 | 125,7212 |
| 31.3.2017 | 134,9143 | 116,0546 | 156,7290 | 149,4595 | 138,8522 | 125,7848 |
| 28.2.2017 | 133,1473 | 116,1252 | 150,5151 | 147,5343 | 137,8348 | 125,5928 |
| 31.1.2017 | 132,1416 | 115,2928 | 148,3760 | 144,3905 | 135,9312 | 124,7458 |
| 30.12.2016 | 132,4850 | 116,0874 | 145,7698 | 141,8322 | 134,9340 | 125,0333 |
| 30.11.2016 | 127,2029 | 115,6529 | 136,3545 | 139,2420 | 133,4372 | 124,3940 |
| 31.10.2016 | 128,6821 | 118,4931 | 137,8004 | 138,8526 | 133,5137 | 124,7288 |
| 30.9.2016 | 131,0377 | 119,2279 | 134,5494 | 138,6488 | 133,3142 | 124,4277 |
| 31.8.2016 | 132,1168 | 119,1964 | 136,5537 | 138,1610 | 133,0302 | 124,3654 |
| 29.7.2016 | 131,0617 | 118,6286 | 132,3129 | 136,7050 | 132,0652 | 123,6684 |

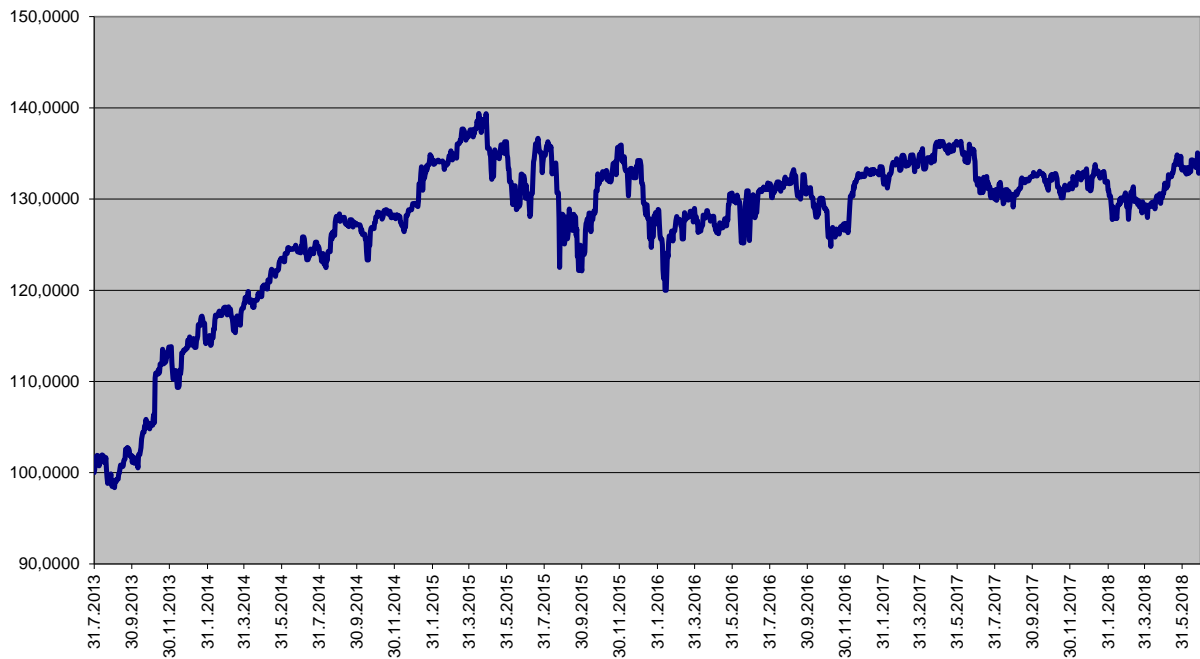
Ceny podílových jednotek
Investiční životní pojištění

| Datum | Garantovaný | Garantovaný 2015 | Garantovaný 2016 |
|------------|-------------|---------------------|---------------------|
| 29.6.2018 | 107,4868 | 102,3477 | 101,4238 |
| 28.6.2018 | 107,4827 | 102,3455 | 101,4213 |
| 27.6.2018 | 107,4786 | 102,3433 | 101,4188 |
| 26.6.2018 | 107,4745 | 102,3410 | 101,4163 |
| 25.6.2018 | 107,4704 | 102,3388 | 101,4138 |
| 22.6.2018 | 107,4582 | 102,3321 | 101,4063 |
| 21.6.2018 | 107,4541 | 102,3298 | 101,4038 |
| 20.6.2018 | 107,4500 | 102,3276 | 101,4013 |
| 19.6.2018 | 107,4459 | 102,3254 | 101,3989 |
| 18.6.2018 | 107,4418 | 102,3231 | 101,3964 |
| 15.6.2018 | 107,4295 | 102,3164 | 101,3889 |
| 14.6.2018 | 107,4254 | 102,3142 | 101,3864 |
| 13.6.2018 | 107,4213 | 102,3120 | 101,3839 |
| 12.6.2018 | 107,4172 | 102,3097 | 101,3814 |
| 11.6.2018 | 107,4131 | 102,3075 | 101,3789 |
| 8.6.2018 | 107,4009 | 102,3008 | 101,3715 |
| 7.6.2018 | 107,3968 | 102,2986 | 101,3690 |
| 6.6.2018 | 107,3927 | 102,2963 | 101,3665 |
| 5.6.2018 | 107,3886 | 102,2941 | 101,3640 |
| 4.6.2018 | 107,3845 | 102,2919 | 101,3615 |
| 1.6.2018 | 107,3722 | 102,2852 | 101,3541 |
| 31.5.2018 | 107,3681 | 102,2829 | 101,3516 |
| 30.4.2018 | 107,2414 | 102,2138 | 101,2745 |
| 30.3.2018 | 107,1108 | 102,1424 | 101,1950 |
| 28.2.2018 | 106,9926 | 102,0777 | 101,1229 |
| 31.1.2018 | 106,8785 | 102,0154 | 101,0535 |
| 29.12.2017 | 106,7442 | 101,9419 | 100,9716 |
| 30.11.2017 | 106,6264 | 101,8774 | 100,8998 |
| 31.10.2017 | 106,5046 | 101,8107 | 100,8255 |
| 29.9.2017 | 106,3749 | 101,7396 | 100,7463 |
| 31.8.2017 | 106,2574 | 101,6752 | 100,6747 |
| 31.7.2017 | 106,1321 | 101,6064 | 100,5981 |
| 30.6.2017 | 106,0068 | 101,5377 | 100,5215 |
| 31.5.2017 | 105,8857 | 101,4712 | 100,4476 |
| 28.4.2017 | 105,7527 | 101,3981 | 100,3662 |
| 31.3.2017 | 105,6400 | 101,3361 | 100,2973 |
| 28.2.2017 | 105,5153 | 101,2676 | 100,2210 |
| 31.1.2017 | 105,4029 | 101,2057 | 100,1521 |
| 30.12.2016 | 105,2745 | 101,1350 | 100,0735 |
| 30.11.2016 | 105,1546 | 101,0690 | 100,0000 |
| 31.10.2016 | 105,0348 | 101,0030 | |
| 30.9.2016 | 104,9112 | 100,9349 | |
| 31.8.2016 | 104,7917 | 100,8690 | |
| 29.7.2016 | 104,6604 | 100,7965 | |

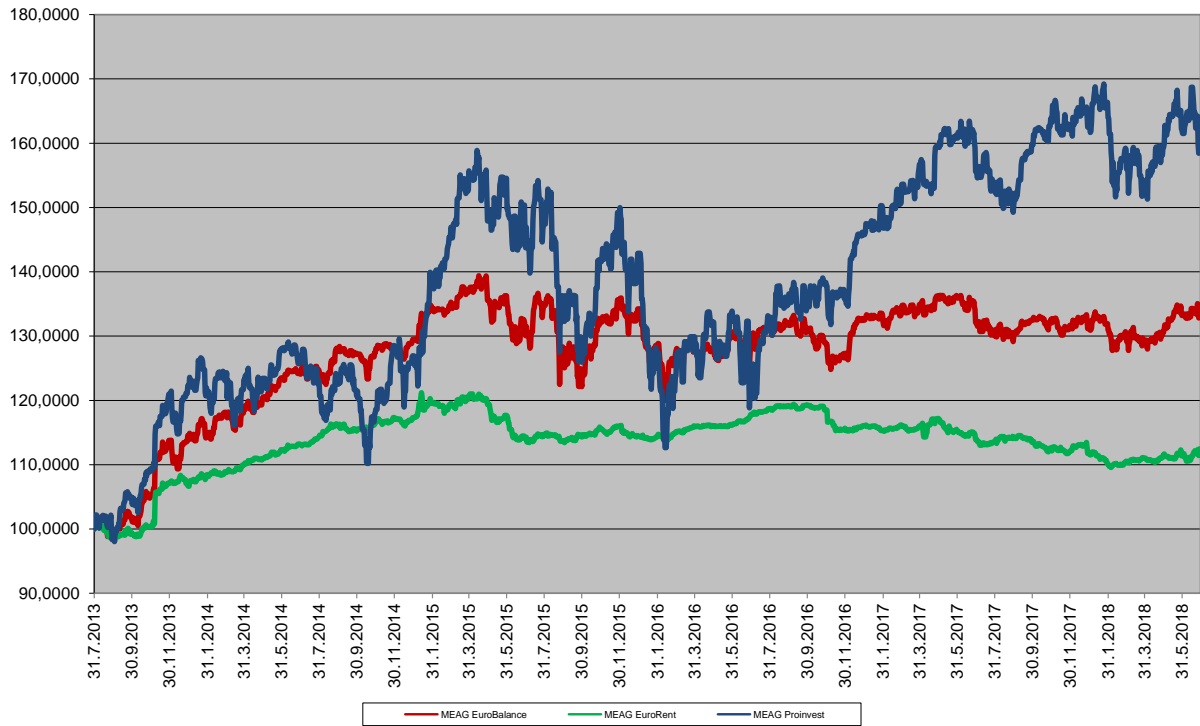
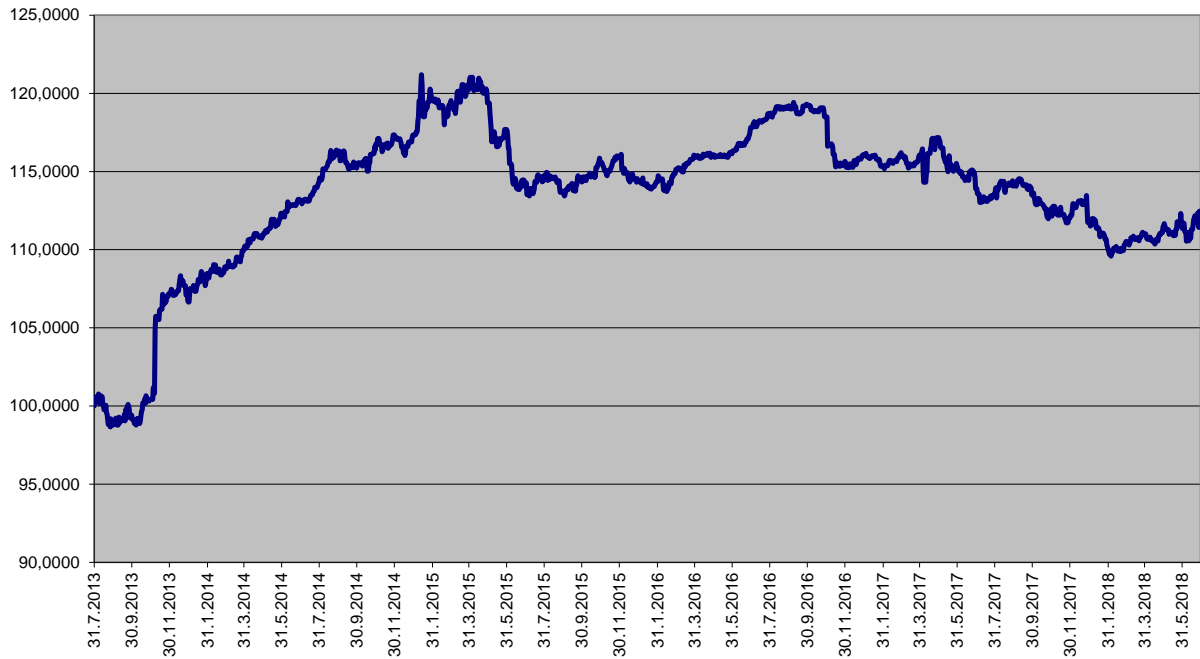
Jednotkový fond MEAG ProInvest



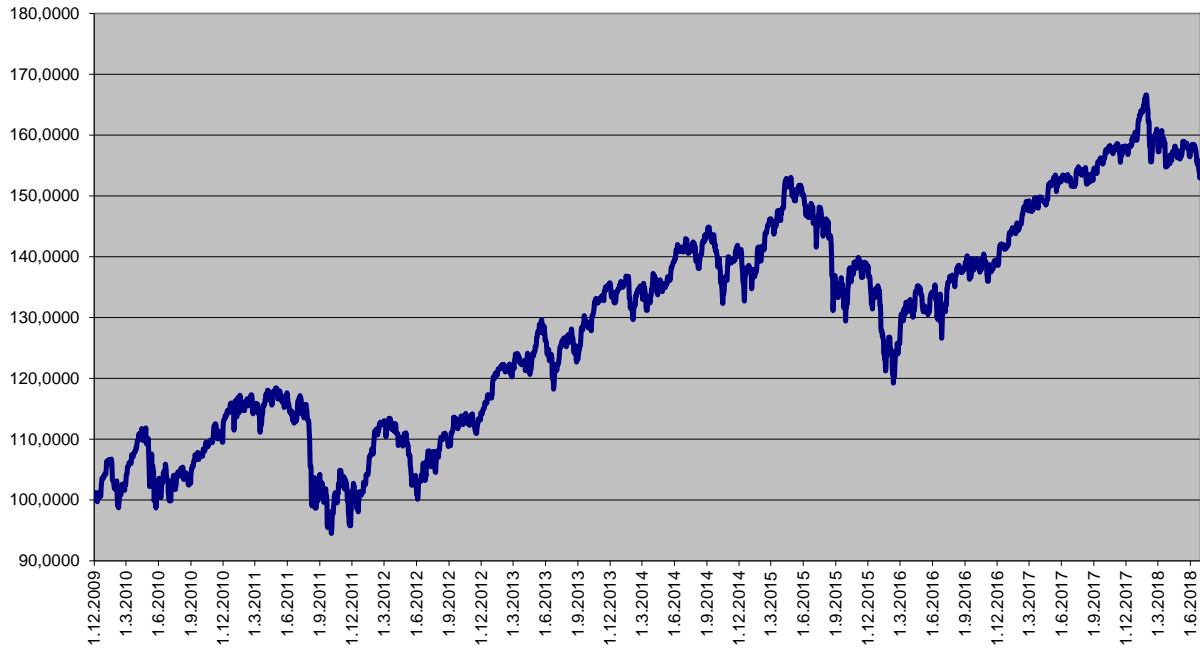
Jednotkový fond MEAG EuroBalance



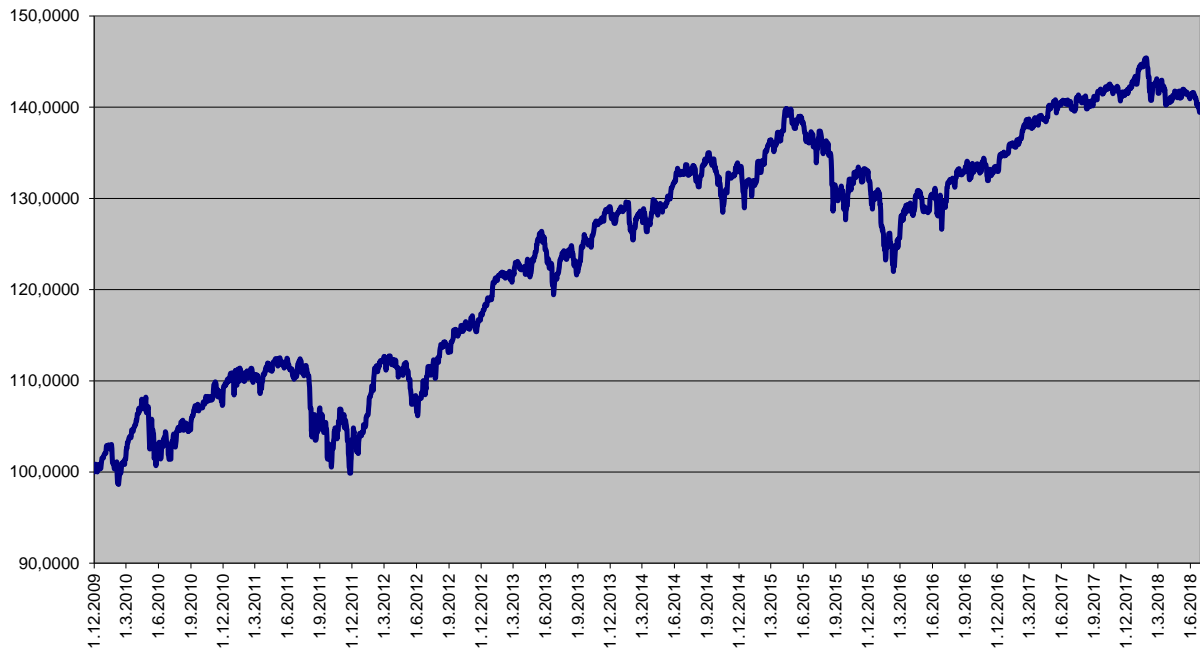
Jednotkový fond MEAG EuroRent



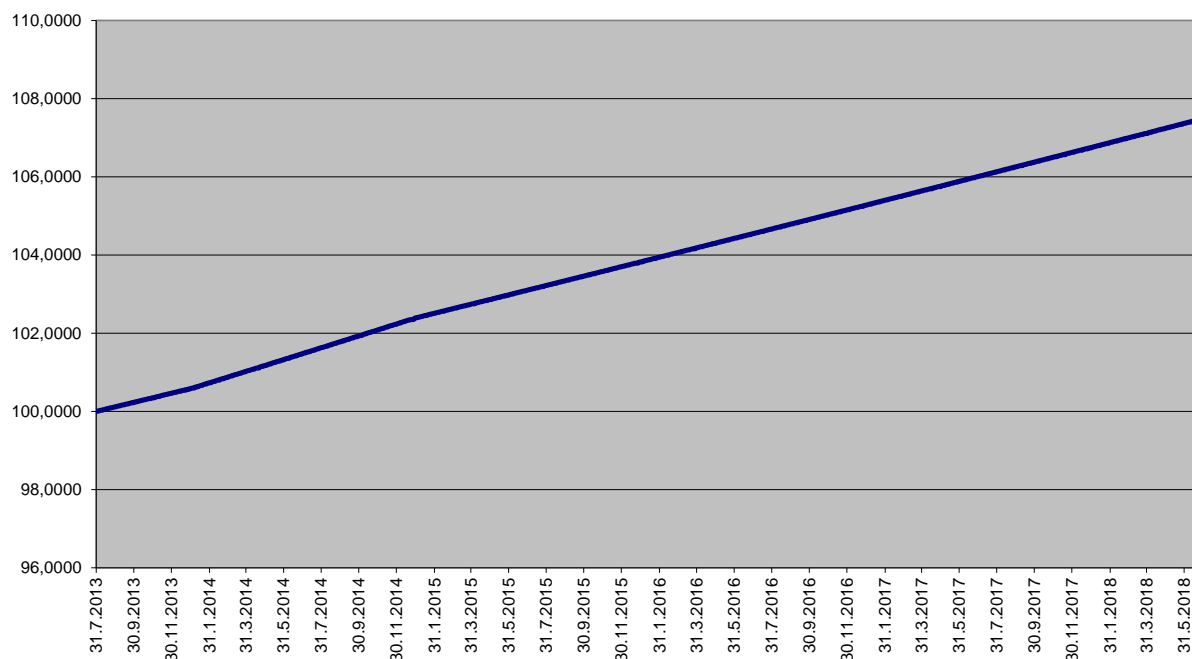
Dynamická strategie



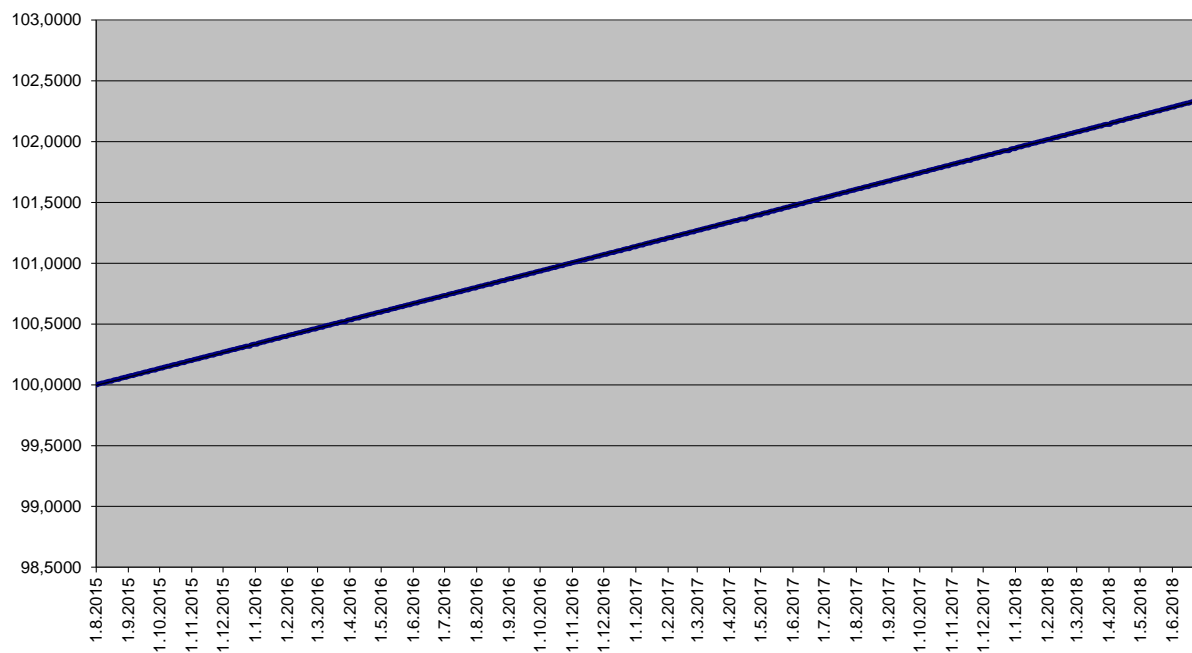
Vyvážená strategie



Garantovaný fond



Garantovaný fond 2015



Garantovaný fond 2016

