

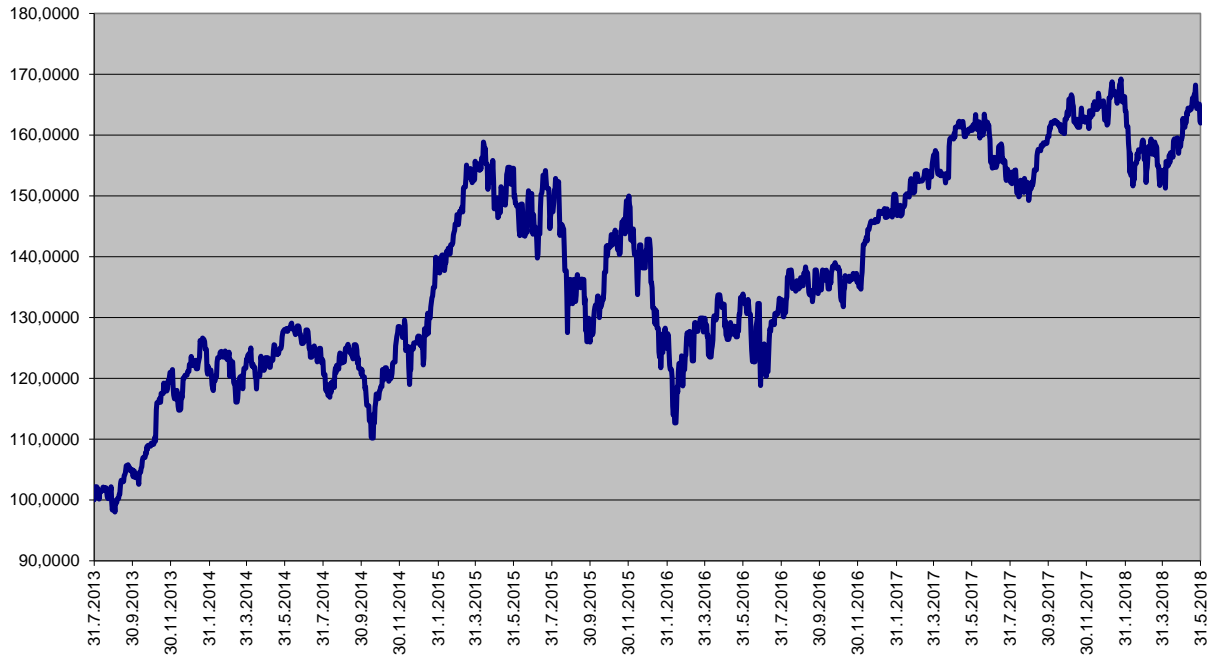
Ceny podílových jednotek  
Investiční životní pojištění

Datum	MEAG EuroBalance	Fond MEAG EuroRent	MEAG Proinvest	Dynamická (Conseq)	Strategie Vyvážená (Conseq)	Konzervativní (Conseq)
31.5.2018	133,1882	111,3755	161,9866	156,4299	140,9413	124,4771
30.5.2018	133,4206	111,5698	162,2693	156,8764	141,2676	124,6665
29.5.2018	134,6914	112,3168	165,1044	156,6284	141,1898	124,7321
28.5.2018	133,9003	111,5213	164,9497	157,7732	141,4478	124,5547
25.5.2018	133,7969	111,7098	164,3919	157,7880	141,3595	124,4235
24.5.2018	134,1974	111,7942	165,7778	157,7845	141,3320	124,3587
23.5.2018	134,8434	111,7789	168,2331	158,0224	141,3834	124,3160
22.5.2018	134,1715	111,3177	166,5779	158,6721	141,6588	124,3478
21.5.2018	134,2568	111,3045	166,7081	158,3798	141,5279	124,3590
18.5.2018	133,7863	110,9144	166,1238	158,2861	141,5081	124,3984
17.5.2018	133,2045	110,8941	164,6269	158,7076	141,6990	124,4093
16.5.2018	132,8668	110,9387	164,2451	158,8486	141,8094	124,5043
15.5.2018	132,8456	111,1066	164,3307	158,3017	141,5269	124,3392
14.5.2018	132,4630	111,0280	164,0782	158,8805	141,8445	124,3845
11.5.2018	132,5174	111,0568	164,4507	158,9709	141,9813	124,5120
10.5.2018	132,3006	110,9768	163,3364	158,4458	141,8307	124,5844
9.5.2018	132,6638	111,2815	163,7849	157,3226	141,4074	124,5324
7.5.2018	131,4852	111,2463	162,0845	156,7863	141,1984	124,5385
4.5.2018	131,2216	111,3122	161,2734	156,4620	141,0476	124,4635
3.5.2018	131,7493	111,5297	162,7652	156,0602	141,0011	124,5342
2.5.2018	131,1409	111,6684	159,9134	156,9022	141,4899	124,7119
30.4.2018	130,6468	111,4649	159,3915	157,3220	141,7685	124,8271
30.3.2018	129,3324	111,0212	152,9017	155,9416	140,8373	124,1144
28.2.2018	130,6904	110,4322	159,2014	159,3887	142,5252	124,6568
31.1.2018	130,9462	109,9974	163,9583	164,3682	144,3460	124,6107
29.12.2017	131,1422	111,7471	162,4929	159,1614	142,5225	125,0261
30.11.2017	131,6883	112,0243	162,6537	157,8869	141,6425	124,7610
31.10.2017	132,6633	112,6464	163,9654	157,9413	142,0777	125,2667
29.9.2017	132,4641	113,5018	159,7533	156,1459	141,7238	125,4044
31.8.2017	129,9924	114,2939	150,4811	154,0968	140,9594	125,4169
31.7.2017	130,0124	113,5503	152,5730	153,5334	140,5483	125,2513
30.6.2017	132,0859	113,9011	155,5641	151,5971	139,7485	125,4015
31.5.2017	136,1149	115,3225	160,9009	152,3110	140,2443	125,8010
28.4.2017	136,2470	117,1657	159,6184	151,5725	139,8177	125,7212
31.3.2017	134,9143	116,0546	156,7290	149,4595	138,8522	125,7848
28.2.2017	133,1473	116,1252	150,5151	147,5343	137,8348	125,5928
31.1.2017	132,1416	115,2928	148,3760	144,3905	135,9312	124,7458
30.12.2016	132,4850	116,0874	145,7698	141,8322	134,9340	125,0333
30.11.2016	127,2029	115,6529	136,3545	139,2420	133,4372	124,3940
31.10.2016	128,6821	118,4931	137,8004	138,8526	133,5137	124,7288
30.9.2016	131,0377	119,2279	134,5494	138,6488	133,3142	124,4277
31.8.2016	132,1168	119,1964	136,5537	138,1610	133,0302	124,3654
29.7.2016	131,0617	118,6286	132,3129	136,7050	132,0652	123,6684
30.6.2016	129,4530	117,8137	123,7990	131,8516	129,4653	122,8210

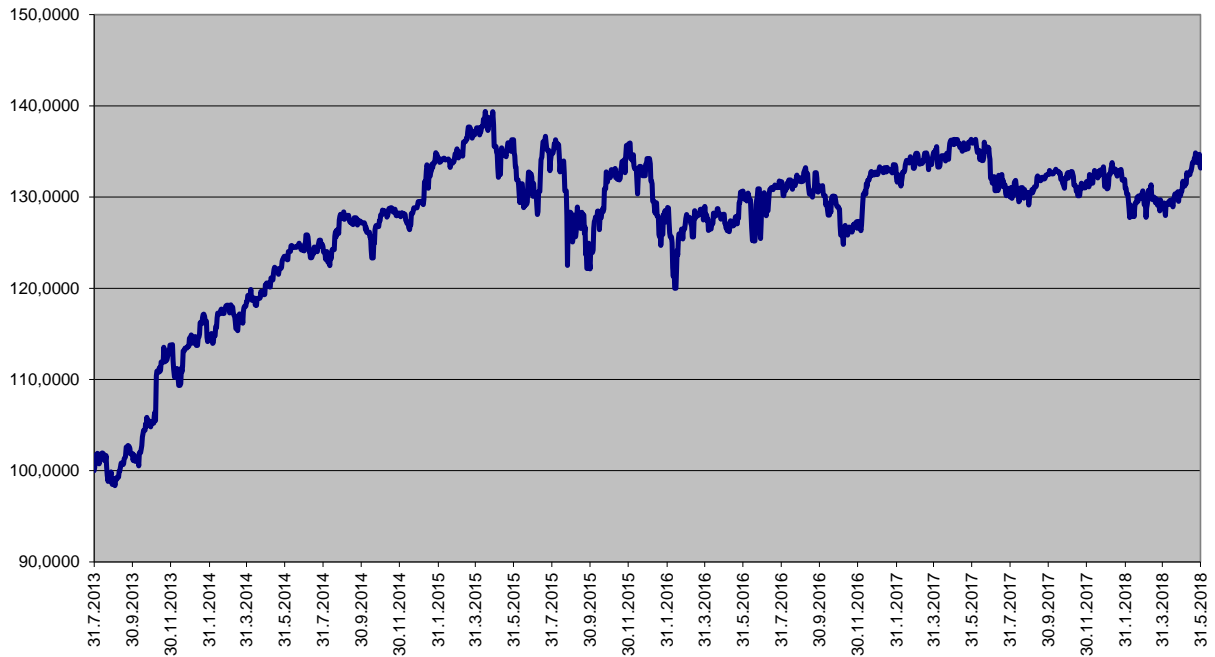
Ceny podílových jednotek  
**Investiční životní pojištění**

Datum	Garantovaný	Garantovaný 2015	Garantovaný 2016
31.5.2018	107,3681	102,2829	101,3516
30.5.2018	107,3641	102,2807	101,3491
29.5.2018	107,3600	102,2785	101,3466
28.5.2018	107,3559	102,2762	101,3441
25.5.2018	107,3436	102,2696	101,3367
24.5.2018	107,3395	102,2673	101,3342
23.5.2018	107,3354	102,2651	101,3317
22.5.2018	107,3313	102,2629	101,3292
21.5.2018	107,3273	102,2606	101,3267
18.5.2018	107,3150	102,2539	101,3192
17.5.2018	107,3109	102,2517	101,3168
16.5.2018	107,3068	102,2495	101,3143
15.5.2018	107,3027	102,2472	101,3118
14.5.2018	107,2986	102,2450	101,3093
11.5.2018	107,2864	102,2383	101,3018
10.5.2018	107,2823	102,2361	101,2993
9.5.2018	107,2782	102,2338	101,2969
7.5.2018	107,2700	102,2294	101,2919
4.5.2018	107,2578	102,2227	101,2844
3.5.2018	107,2537	102,2204	101,2819
2.5.2018	107,2496	102,2182	101,2795
30.4.2018	107,2414	102,2138	101,2745
30.3.2018	107,1108	102,1424	101,1950
28.2.2018	106,9926	102,0777	101,1229
31.1.2018	106,8785	102,0154	101,0535
29.12.2017	106,7442	101,9419	100,9716
30.11.2017	106,6264	101,8774	100,8998
31.10.2017	106,5046	101,8107	100,8255
29.9.2017	106,3749	101,7396	100,7463
31.8.2017	106,2574	101,6752	100,6747
31.7.2017	106,1321	101,6064	100,5981
30.6.2017	106,0068	101,5377	100,5215
31.5.2017	105,8857	101,4712	100,4476
28.4.2017	105,7527	101,3981	100,3662
31.3.2017	105,6400	101,3361	100,2973
28.2.2017	105,5153	101,2676	100,2210
31.1.2017	105,4029	101,2057	100,1521
30.12.2016	105,2745	101,1350	100,0735
30.11.2016	105,1546	101,0690	100,0000
31.10.2016	105,0348	101,0030	
30.9.2016	104,9112	100,9349	
31.8.2016	104,7917	100,8690	
29.7.2016	104,6604	100,7965	
30.6.2016	104,5452	100,7329	

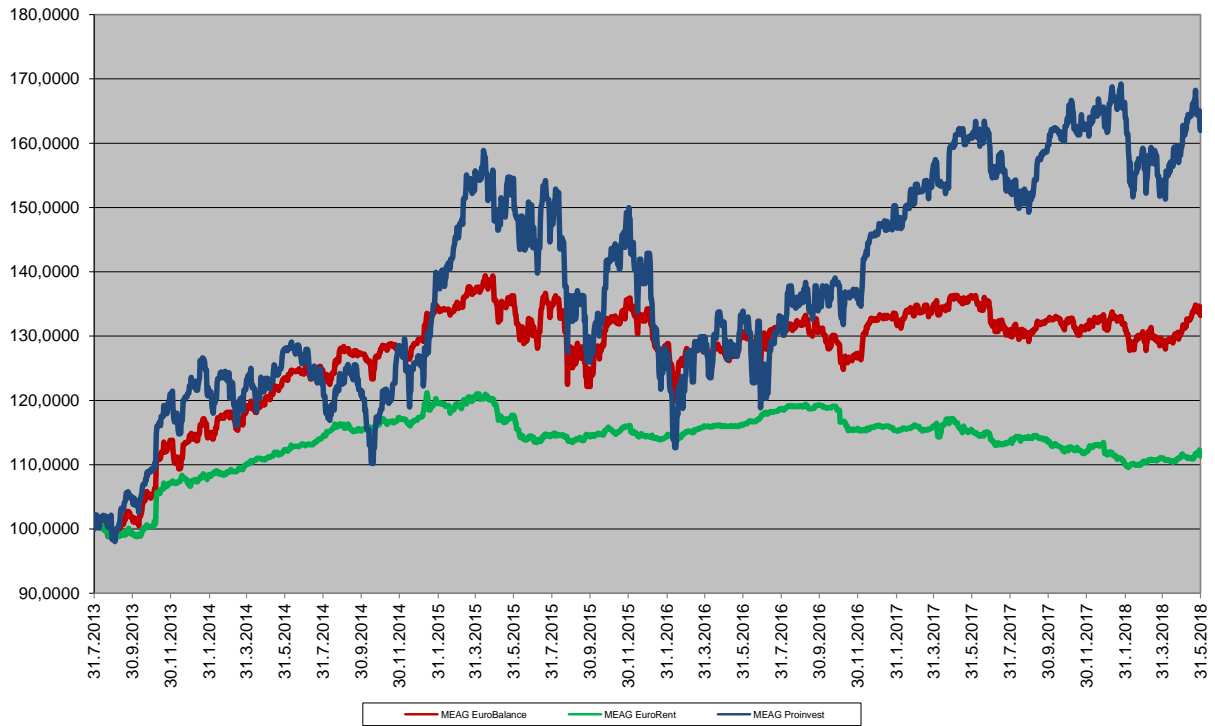
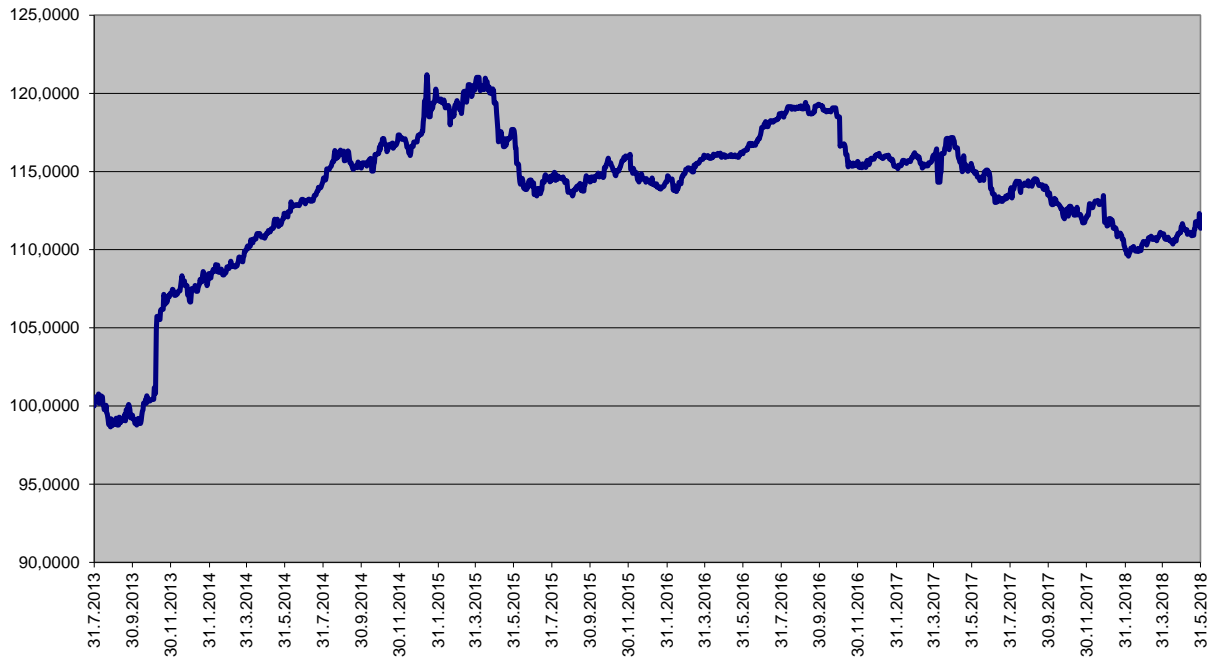
### Jednotkový fond MEAG ProInvest



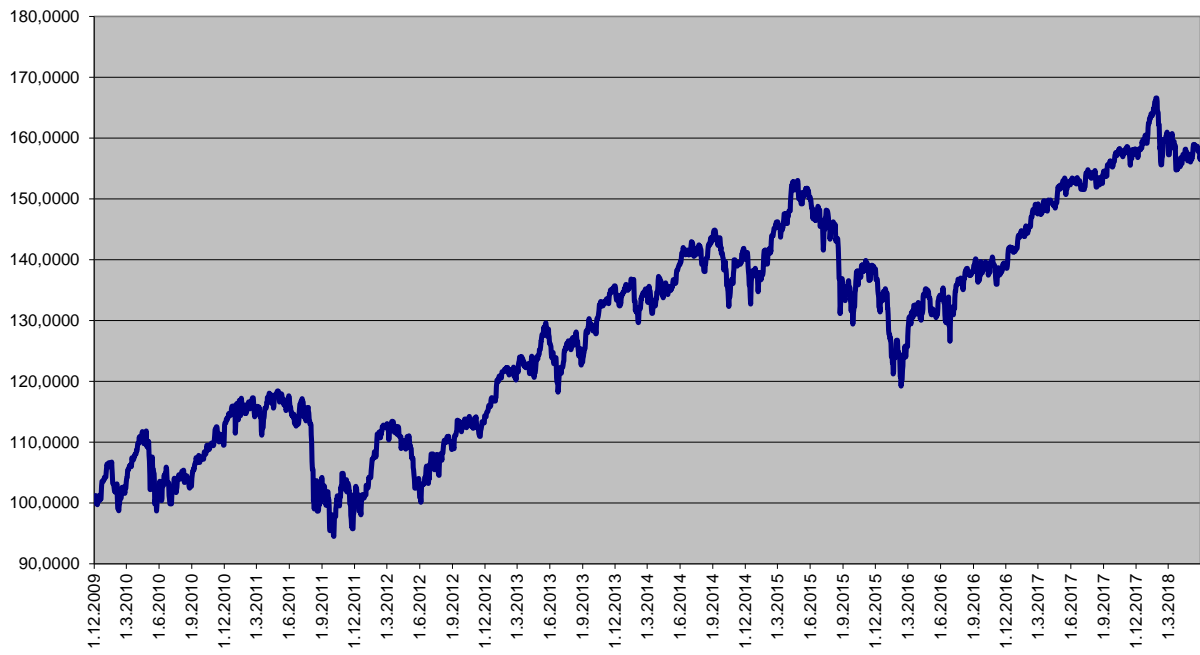
### Jednotkový fond MEAG EuroBalance



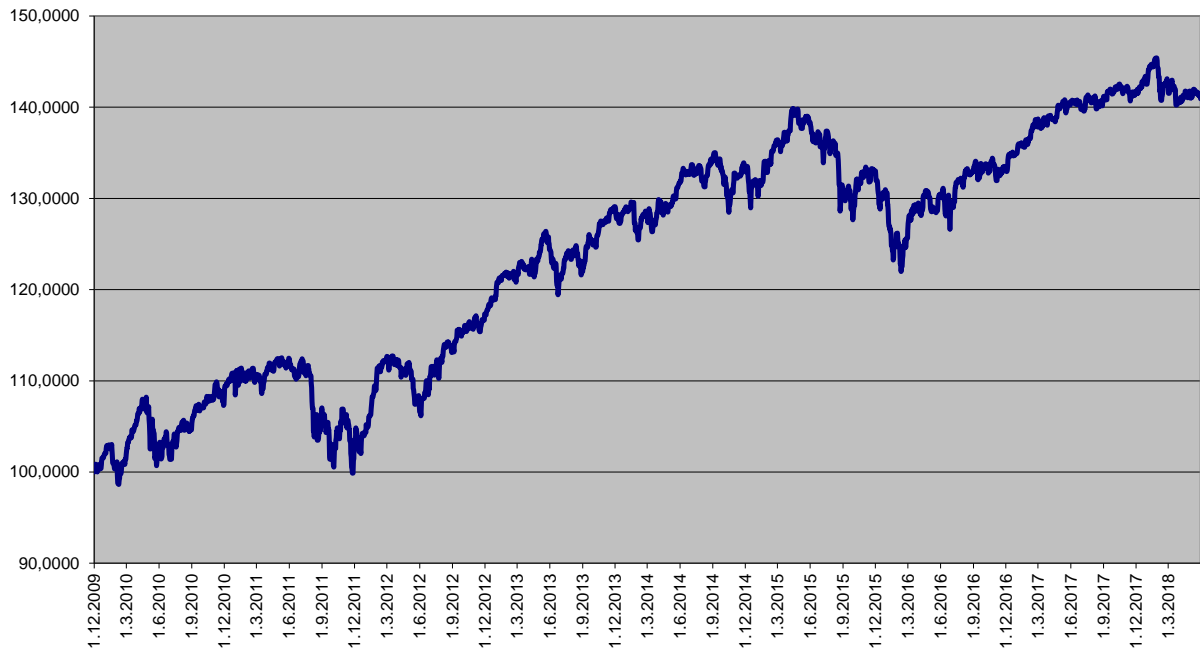
### Jednotkový fond MEAG EuroRent



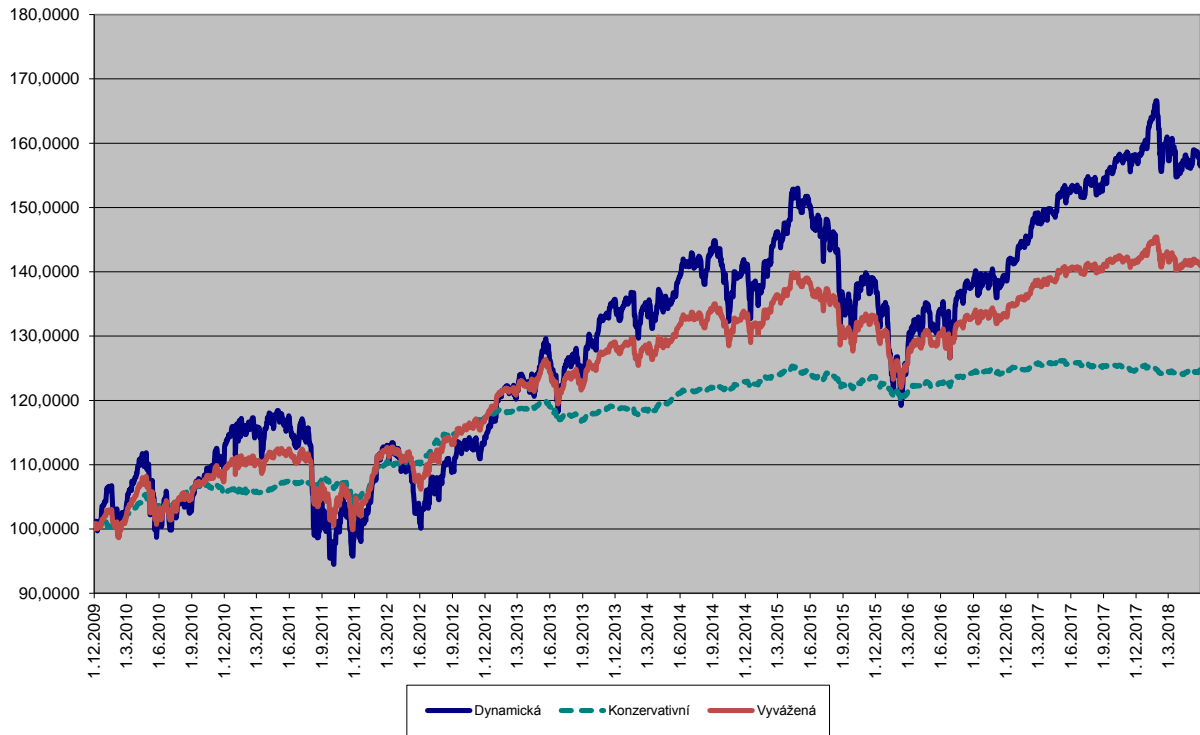
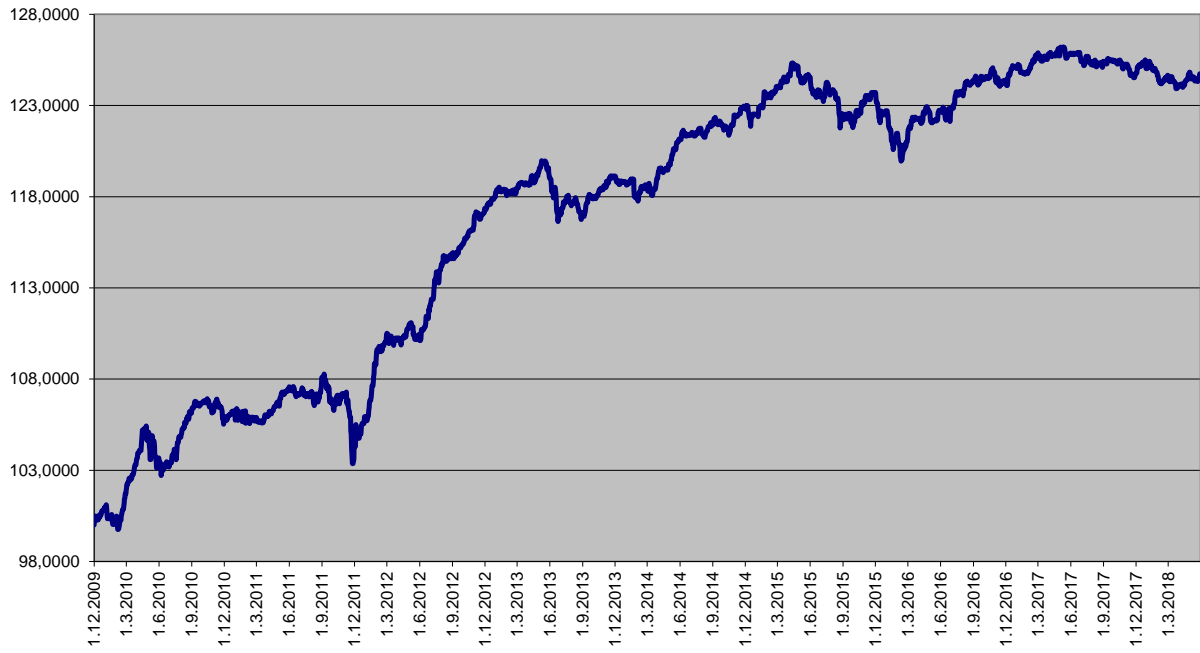
### Dynamická strategie



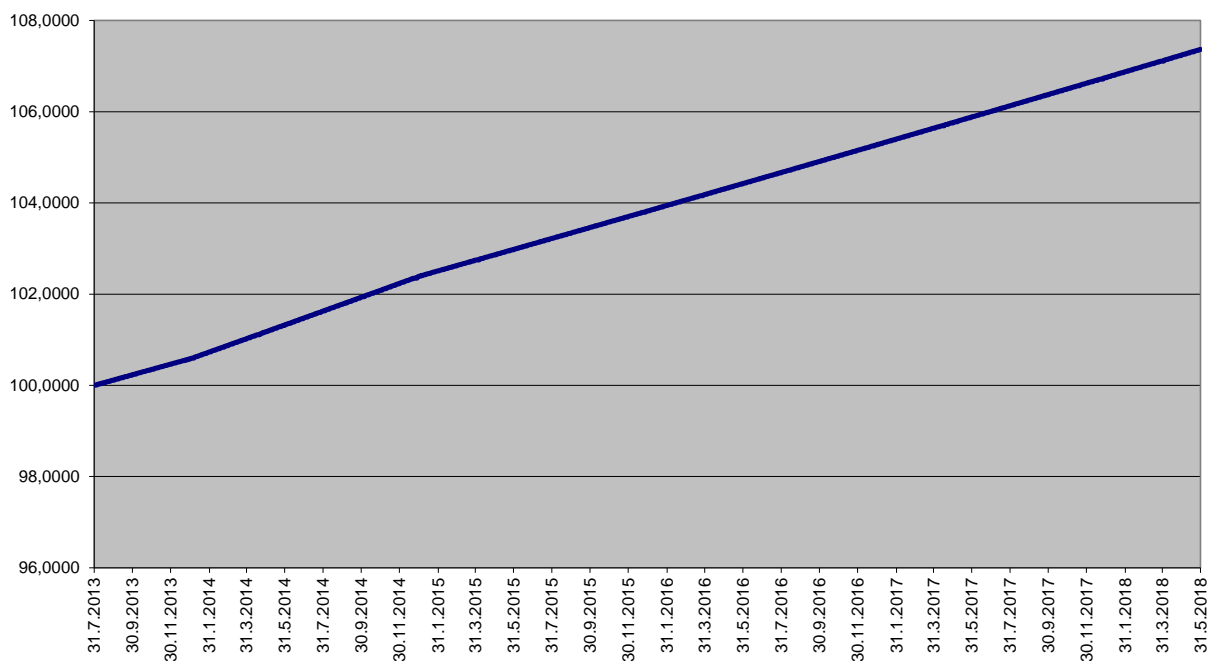
### Vyvážená strategie



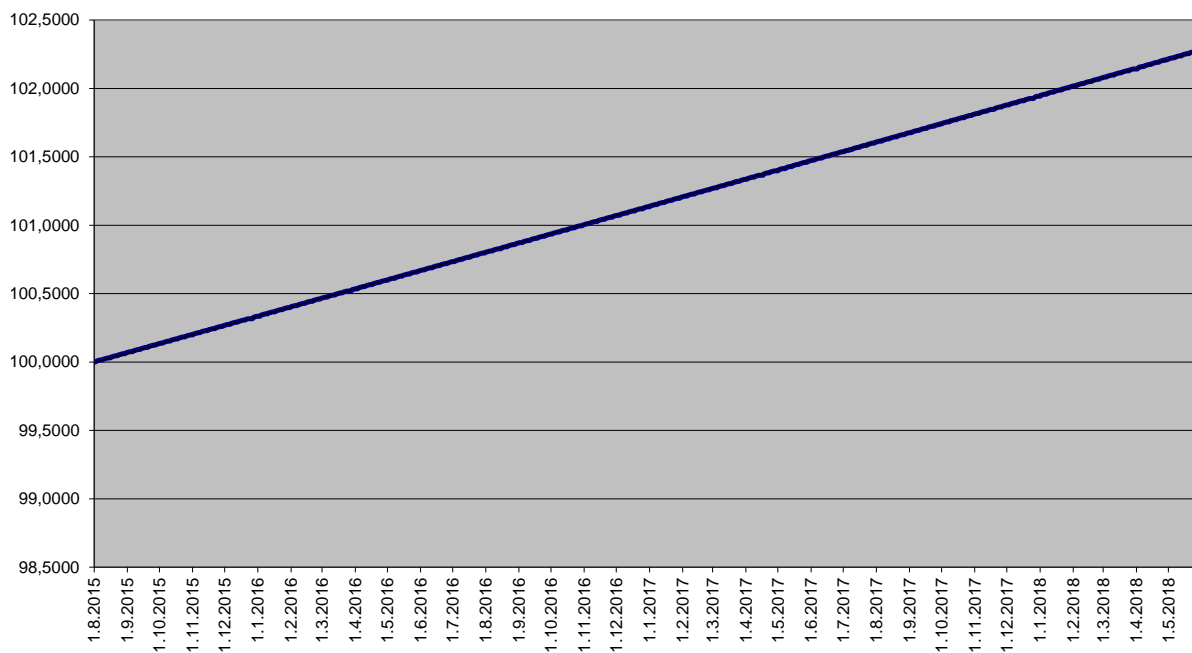
### Konzervativní strategie



### Garantovaný fond



### Garantovaný fond 2015



### Garantovaný fond 2015

