

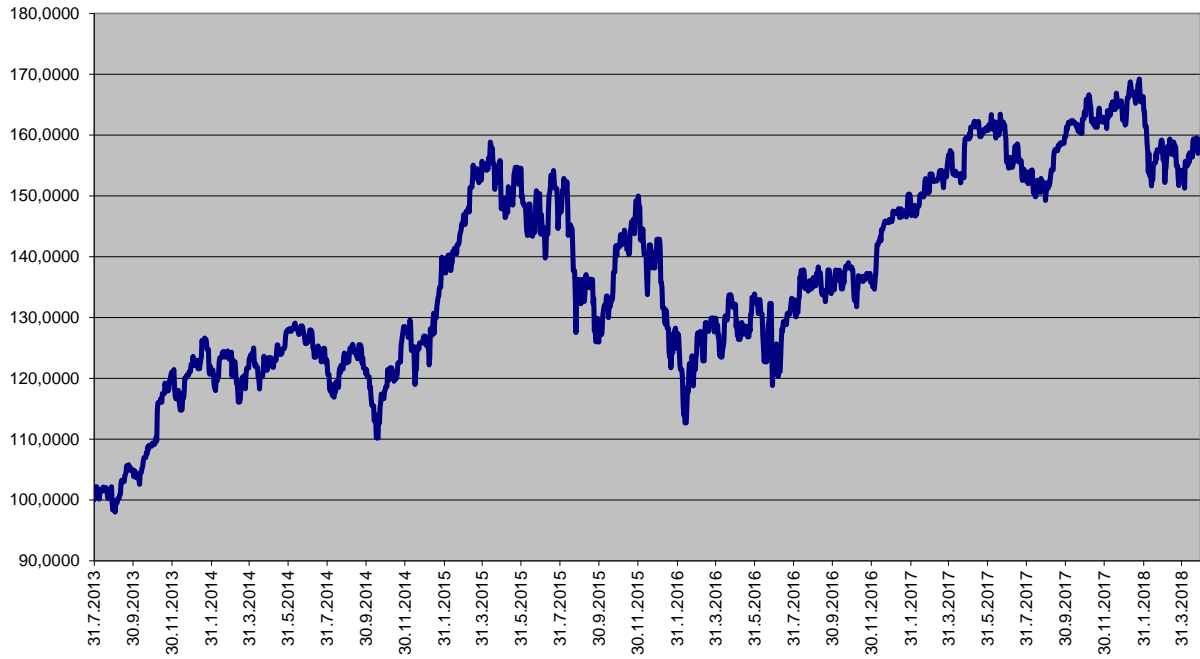
Ceny podílových jednotek
Investiční životní pojištění

Datum	MEAG EuroBalance	Fond MEAG EuroRent	MEAG Proinvest	Dynamická (Conseq)	Strategie Vyvážená (Conseq)	Konzervativní (Conseq)
30.4.2018	130,6468	111,4649	159,3915	157,3220	141,7685	124,8271
27.4.2018	130,1946	111,0866	158,1192	157,1998	141,6120	124,7128
26.4.2018	129,5378	110,9991	156,9946	156,7096	141,3099	124,5322
25.4.2018	130,5924	111,0283	159,1989	156,2723	141,0487	124,4121
24.4.2018	130,5091	110,8612	159,5705	157,1380	141,3990	124,4418
23.4.2018	130,3104	110,8612	158,8551	157,4966	141,5130	124,4126
20.4.2018	130,3493	110,5558	158,8684	157,6914	141,5921	124,3909
19.4.2018	130,0616	110,6715	159,3929	158,1850	141,7791	124,3626
18.4.2018	129,6528	110,5985	159,0237	158,1593	141,7619	124,3347
17.4.2018	128,9323	110,3656	156,3791	157,6412	141,4152	124,2092
16.4.2018	129,2845	110,4236	156,9654	157,0399	141,1046	124,0997
13.4.2018	129,6550	110,5479	157,0861	156,9890	141,1744	124,2160
12.4.2018	129,2152	110,6278	155,4963	157,3339	141,3077	124,1940
11.4.2018	129,5704	110,5991	156,7153	156,5659	140,8919	123,9932
10.4.2018	129,2471	110,6790	155,2125	156,8358	141,0274	124,0555
9.4.2018	129,3960	110,8026	154,9545	155,8115	140,6739	124,0955
6.4.2018	129,2726	110,6646	155,6764	155,8006	140,7037	124,1543
5.4.2018	127,9797	110,6715	151,2983	156,7570	141,0949	124,1700
4.4.2018	128,5002	110,7008	152,5727	155,3000	140,5179	124,1056
3.4.2018	129,3533	110,8463	154,2810	155,6052	140,6420	124,0762
2.4.2018	129,3324	111,0212	152,9017	155,9416	140,8373	124,1144
30.3.2018	129,3324	111,0212	152,9017	155,9416	140,8373	124,1144
28.2.2018	130,6904	110,4322	159,2014	159,3887	142,5252	124,6568
31.1.2018	130,9462	109,9974	163,9583	164,3682	144,3460	124,6107
29.12.2017	131,1422	111,7471	162,4929	159,1614	142,5225	125,0261
30.11.2017	131,6883	112,0243	162,6537	157,8869	141,6425	124,7610
31.10.2017	132,6633	112,6464	163,9654	157,9413	142,0777	125,2667
29.9.2017	132,4641	113,5018	159,7533	156,1459	141,7238	125,4044
31.8.2017	129,9924	114,2939	150,4811	154,0968	140,9594	125,4169
31.7.2017	130,0124	113,5503	152,5730	153,5334	140,5483	125,2513
30.6.2017	132,0859	113,9011	155,5641	151,5971	139,7485	125,4015
31.5.2017	136,1149	115,3225	160,9009	152,3110	140,2443	125,8010
28.4.2017	136,2470	117,1657	159,6184	151,5725	139,8177	125,7212
31.3.2017	134,9143	116,0546	156,7290	149,4595	138,8522	125,7848
28.2.2017	133,1473	116,1252	150,5151	147,5343	137,8348	125,5928
31.1.2017	132,1416	115,2928	148,3760	144,3905	135,9312	124,7458
30.12.2016	132,4850	116,0874	145,7698	141,8322	134,9340	125,0333
30.11.2016	127,2029	115,6529	136,3545	139,2420	133,4372	124,3940
31.10.2016	128,6821	118,4931	137,8004	138,8526	133,5137	124,7288
30.9.2016	131,0377	119,2279	134,5494	138,6488	133,3142	124,4277
31.8.2016	132,1168	119,1964	136,5537	138,1610	133,0302	124,3654
29.7.2016	131,0617	118,6286	132,3129	136,7050	132,0652	123,6684
30.6.2016	129,4530	117,8137	123,7990	131,8516	129,4653	122,8210
31.5.2016	130,6579	116,1402	133,8859	134,0235	130,4127	122,7439

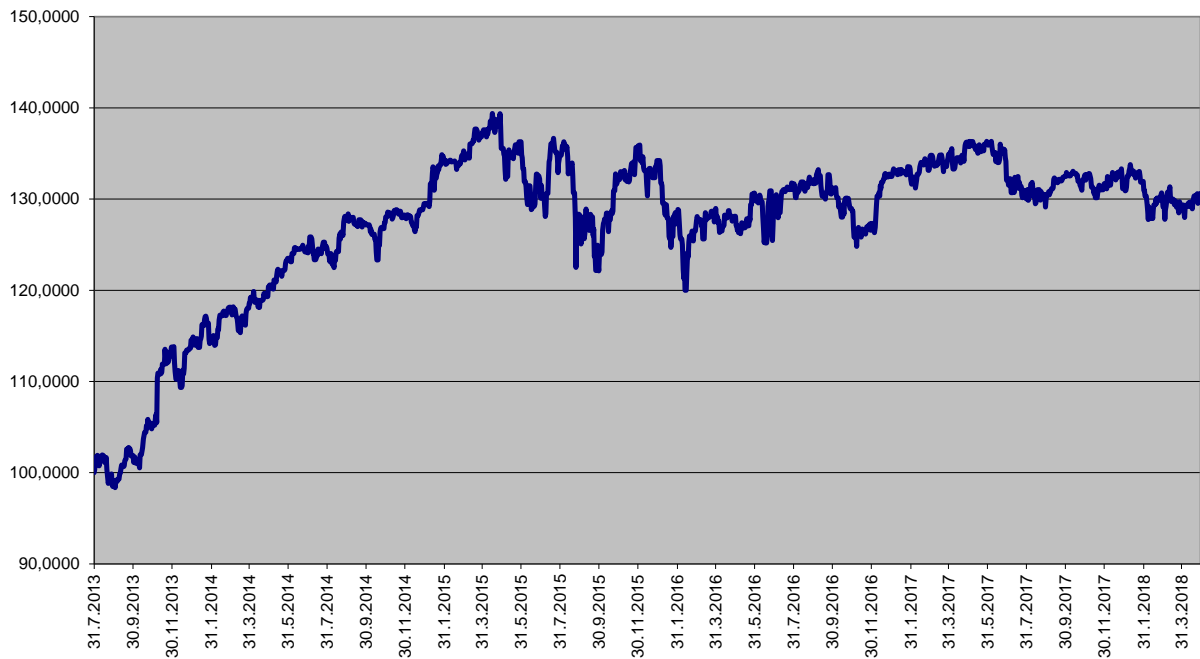
Ceny podílových jednotek
Investiční životní pojištění

Datum	Garantovaný	Garantovaný 2015	Garantovaný 2016
30.4.2018	107,2414	102,2138	101,2745
27.4.2018	107,2292	102,2071	101,2670
26.4.2018	107,2251	102,2048	101,2645
25.4.2018	107,2210	102,2026	101,2621
24.4.2018	107,2169	102,2004	101,2596
23.4.2018	107,2128	102,1981	101,2571
20.4.2018	107,2006	102,1914	101,2496
19.4.2018	107,1965	102,1892	101,2471
18.4.2018	107,1924	102,1870	101,2447
17.4.2018	107,1883	102,1847	101,2422
16.4.2018	107,1843	102,1825	101,2397
13.4.2018	107,1720	102,1758	101,2322
12.4.2018	107,1679	102,1736	101,2297
11.4.2018	107,1639	102,1714	101,2273
10.4.2018	107,1598	102,1691	101,2248
9.4.2018	107,1557	102,1669	101,2223
6.4.2018	107,1434	102,1602	101,2148
5.4.2018	107,1394	102,1580	101,2124
4.4.2018	107,1353	102,1558	101,2099
3.4.2018	107,1312	102,1535	101,2074
2.4.2018	107,1108	102,1424	101,1950
30.3.2018	107,1108	102,1424	101,1950
28.2.2018	106,9926	102,0777	101,1229
31.1.2018	106,8785	102,0154	101,0535
29.12.2017	106,7442	101,9419	100,9716
30.11.2017	106,6264	101,8774	100,8998
31.10.2017	106,5046	101,8107	100,8255
29.9.2017	106,3749	101,7396	100,7463
31.8.2017	106,2574	101,6752	100,6747
31.7.2017	106,1321	101,6064	100,5981
30.6.2017	106,0068	101,5377	100,5215
31.5.2017	105,8857	101,4712	100,4476
28.4.2017	105,7527	101,3981	100,3662
31.3.2017	105,6400	101,3361	100,2973
28.2.2017	105,5153	101,2676	100,2210
31.1.2017	105,4029	101,2057	100,1521
30.12.2016	105,2745	101,1350	100,0735
30.11.2016	105,1546	101,0690	100,0000
31.10.2016	105,0348	101,0030	
30.9.2016	104,9112	100,9349	
31.8.2016	104,7917	100,8690	
29.7.2016	104,6604	100,7965	
30.6.2016	104,5452	100,7329	
31.5.2016	104,4261	100,6671	

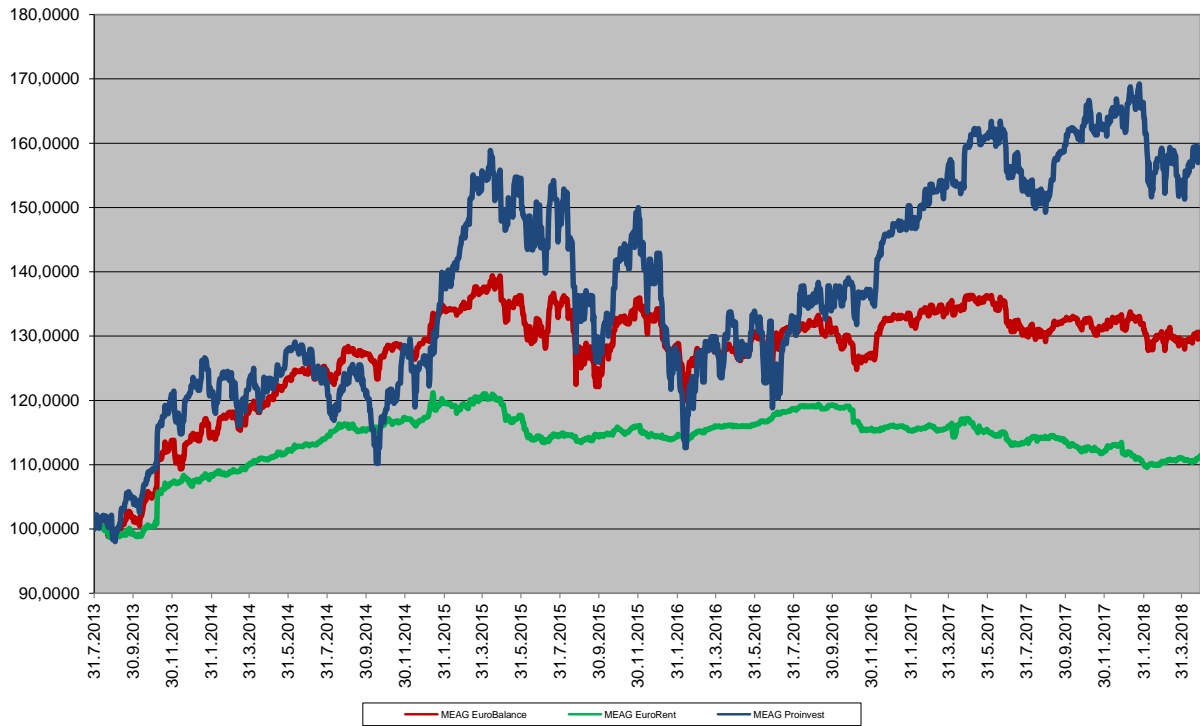
Jednotkový fond MEAG ProInvest



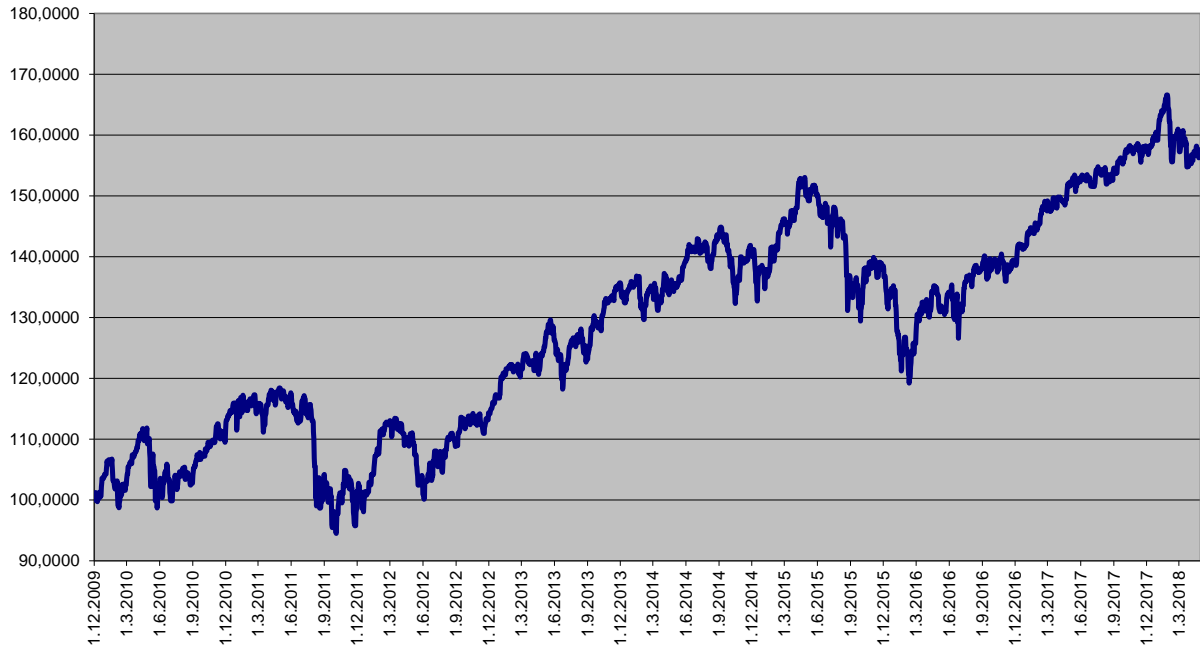
Jednotkový fond MEAG EuroBalance



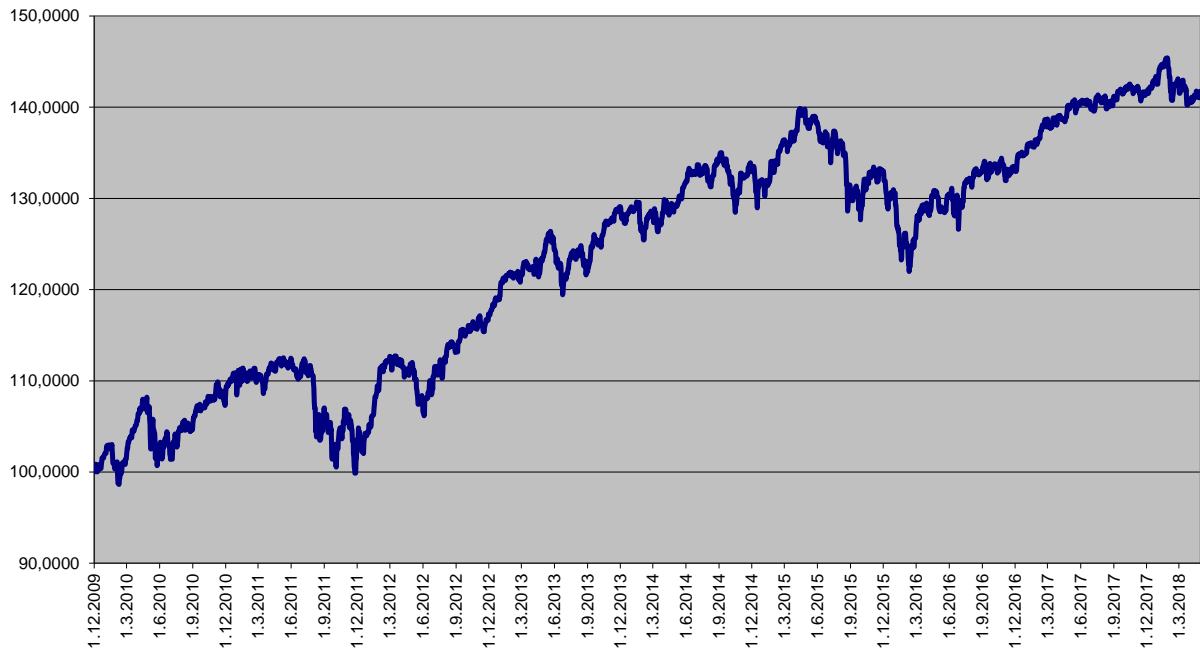
Jednotkový fond MEAG EuroRent



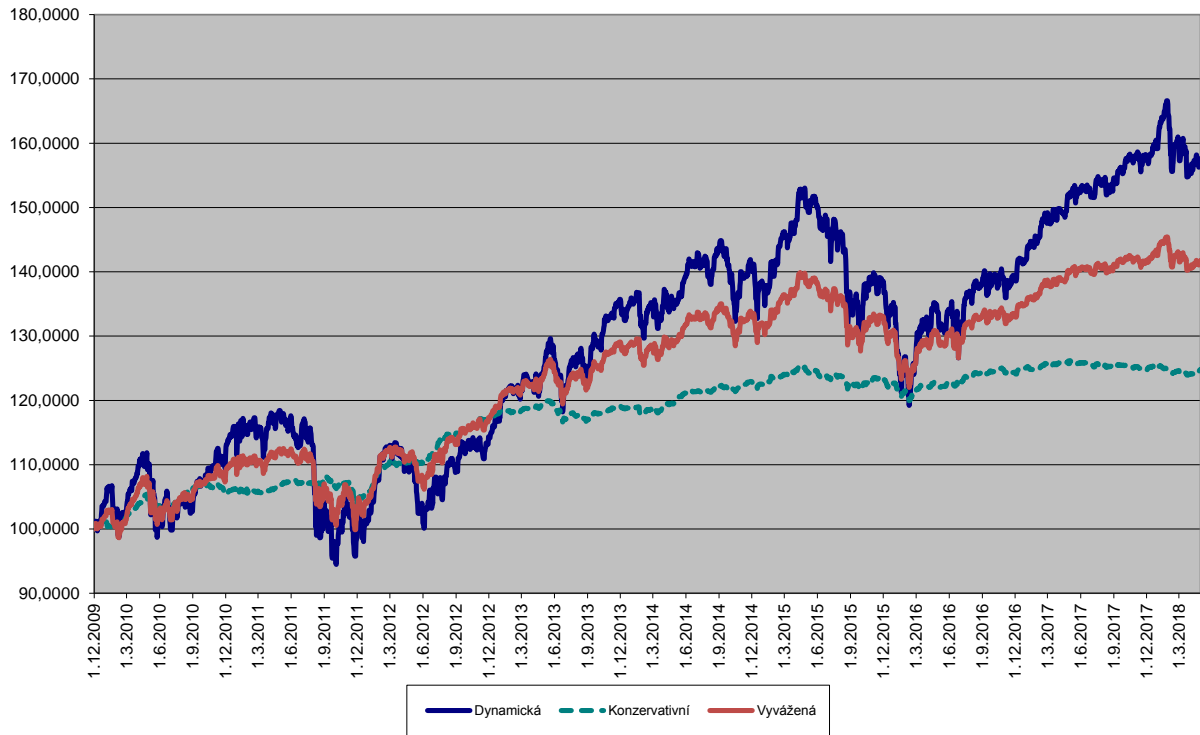
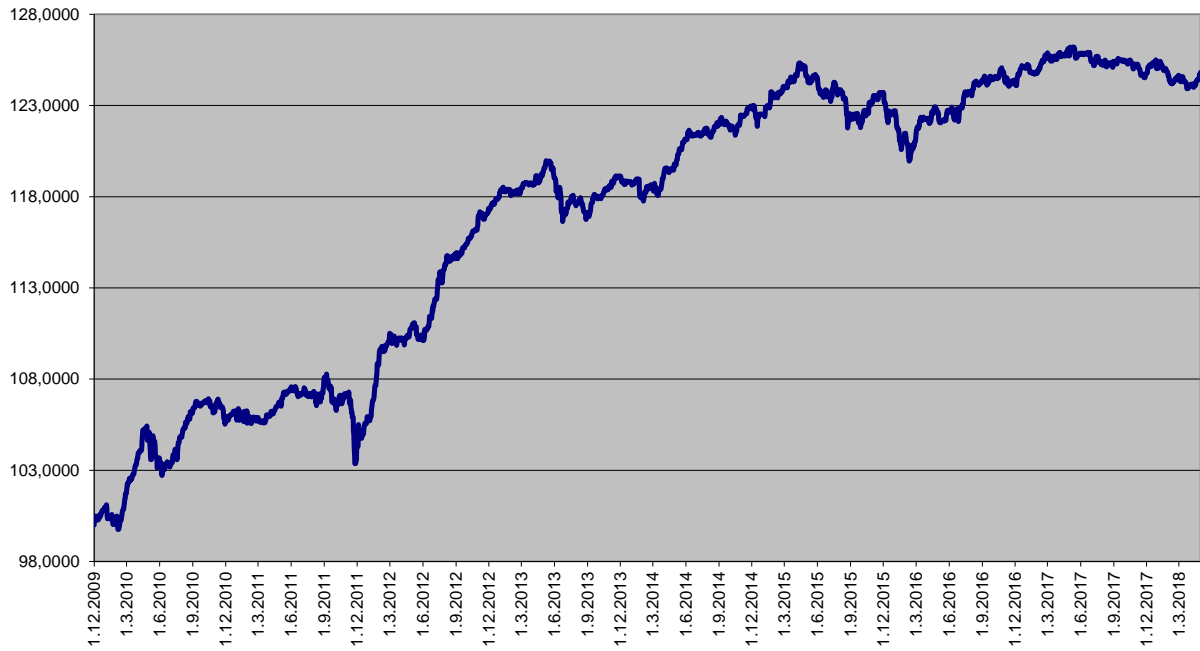
Dynamická strategie



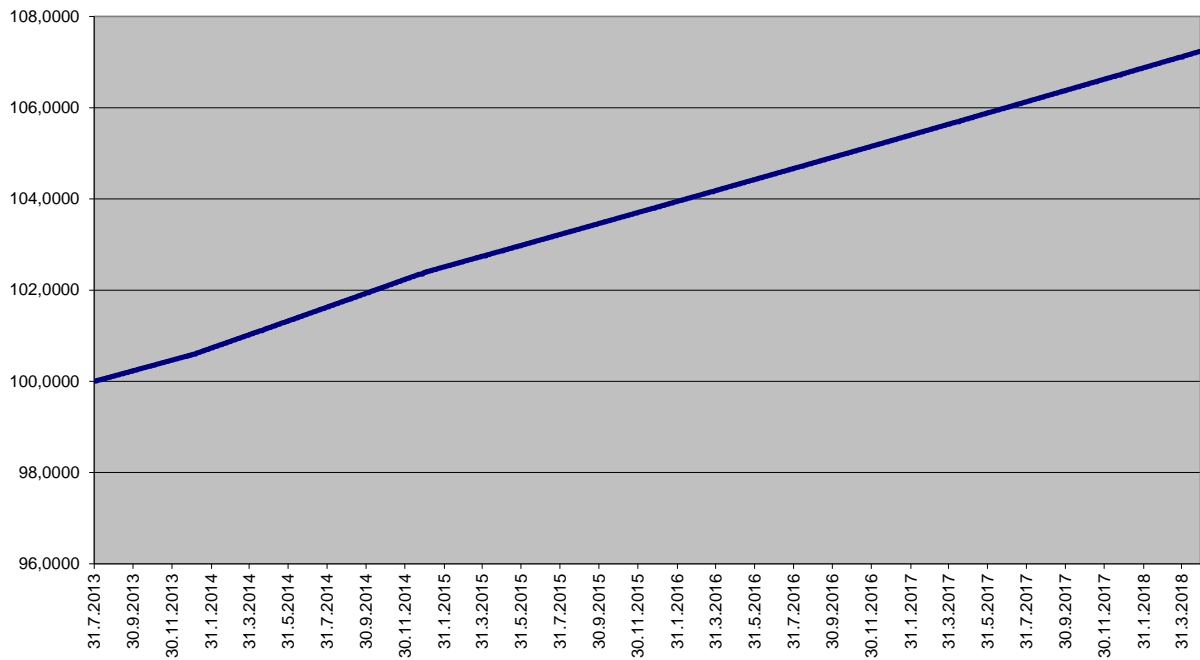
Vyvážená strategie



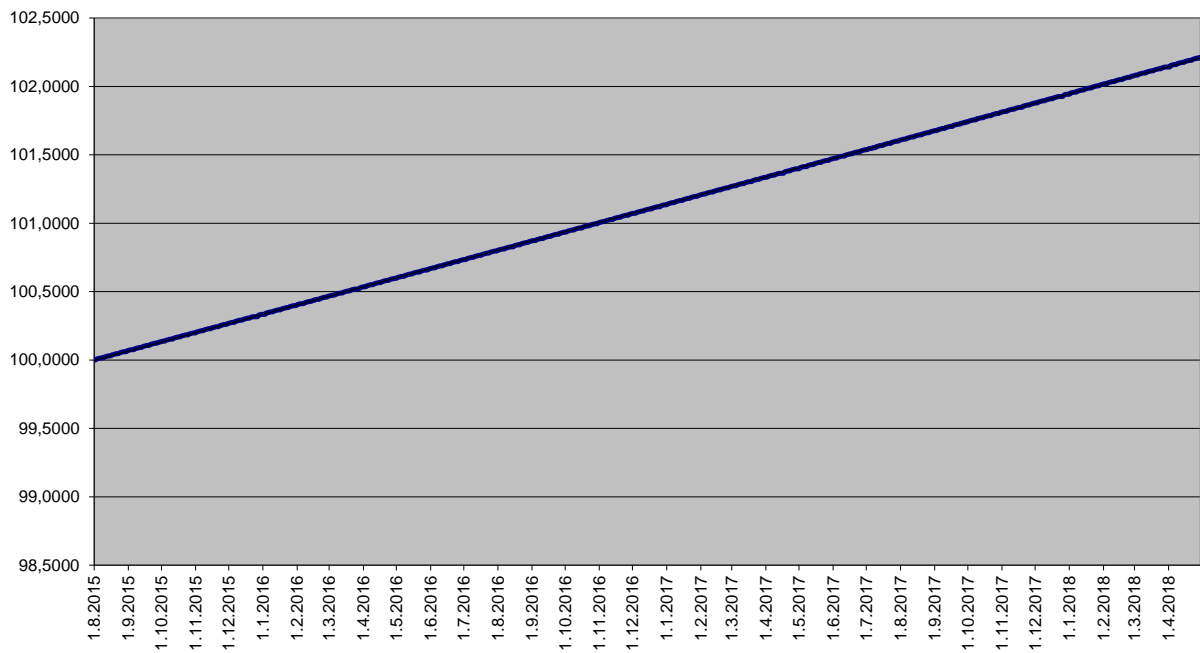
Konzervativní strategie



Garantovaný fond



Garantovaný fond 2015



Garantovaný fond 2016

