

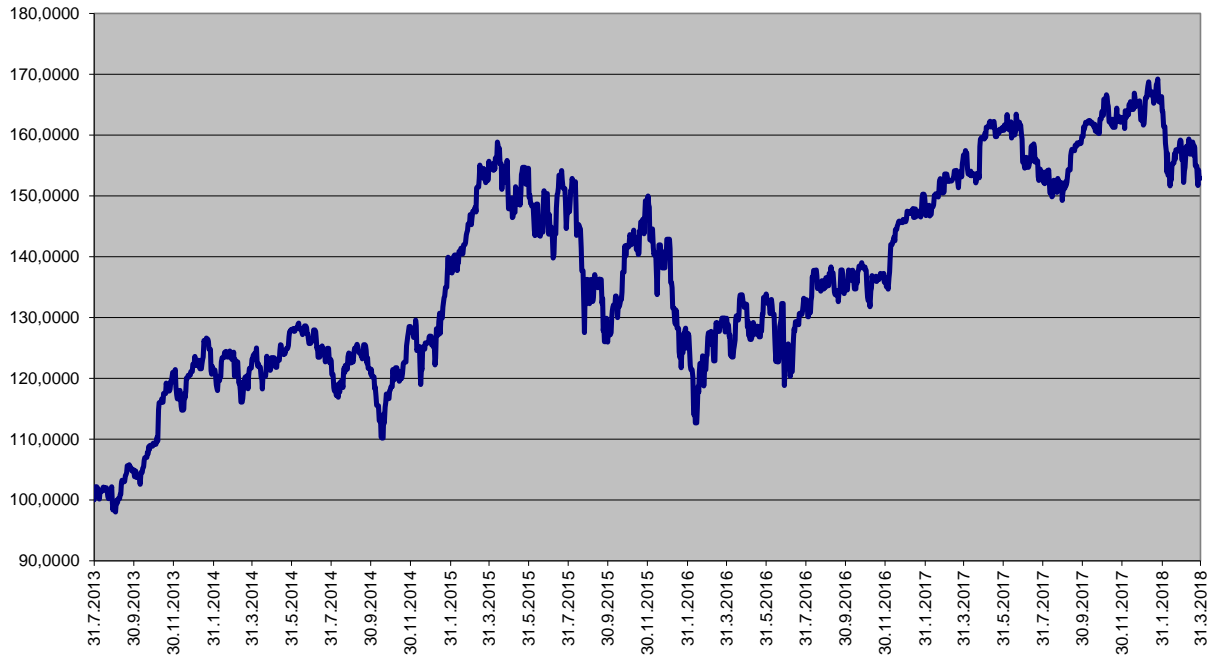
Ceny podílových jednotek
Investiční životní pojištění

Datum	MEAG EuroBalance	Fond MEAG EuroRent	MEAG Proinvest	Dynamická (Conseq)	Strategie Vyvážená (Conseq)	Konzervativní (Conseq)
29.3.2018	129,3324	111,0212	152,9017	155,9416	140,8373	124,1144
28.3.2018	129,6967	111,1158	154,2725	154,9227	140,3883	123,9774
27.3.2018	128,4789	111,0355	151,7233	155,4022	140,5647	124,0006
26.3.2018	128,9622	110,9047	152,9031	155,6037	140,5906	123,9244
23.3.2018	129,1349	110,8031	154,9321	154,7607	140,2393	123,9254
22.3.2018	129,7664	110,5633	157,9328	156,5603	141,0669	124,1451
21.3.2018	129,8216	110,6867	158,2523	158,7777	141,9749	124,2378
20.3.2018	129,3990	110,7231	156,7178	158,4501	141,8534	124,2525
19.3.2018	129,8727	110,7666	158,8559	158,2556	141,8069	124,2703
16.3.2018	129,9839	110,6649	158,1946	159,4632	142,3062	124,3340
15.3.2018	129,7257	110,6649	156,8555	159,4313	142,2753	124,2882
14.3.2018	130,0433	110,7592	157,0406	159,4783	142,3588	124,3483
13.3.2018	131,3474	110,8680	159,3546	160,0198	142,6266	124,4162
12.3.2018	131,0092	110,7081	158,3148	160,7416	142,9659	124,5560
9.3.2018	130,7528	110,7663	158,1238	160,3252	142,8564	124,5857
8.3.2018	129,7552	110,5120	156,3712	158,9366	142,1872	124,3169
7.3.2018	129,1857	110,4104	154,7182	158,3096	141,9331	124,3143
6.3.2018	128,8203	110,2947	154,1243	158,5725	142,0104	124,2994
5.3.2018	127,7739	110,4033	152,2017	157,7633	141,7283	124,3819
2.3.2018	129,1603	110,4978	155,9557	157,2770	141,5330	124,3611
1.3.2018	130,3211	110,5337	159,0291	158,4315	142,1291	124,6401
28.2.2018	130,6904	110,4322	159,2014	159,3887	142,5252	124,6568
31.1.2018	130,9462	109,9974	163,9583	164,3682	144,3460	124,6107
29.12.2017	131,1422	111,7471	162,4929	159,1614	142,5225	125,0261
30.11.2017	131,6883	112,0243	162,6537	157,8869	141,6425	124,7610
31.10.2017	132,6633	112,6464	163,9654	157,9413	142,0777	125,2667
29.9.2017	132,4641	113,5018	159,7533	156,1459	141,7238	125,4044
31.8.2017	129,9924	114,2939	150,4811	154,0968	140,9594	125,4169
31.7.2017	130,0124	113,5503	152,5730	153,5334	140,5483	125,2513
30.6.2017	132,0859	113,9011	155,5641	151,5971	139,7485	125,4015
31.5.2017	136,1149	115,3225	160,9009	152,3110	140,2443	125,8010
28.4.2017	136,2470	117,1657	159,6184	151,5725	139,8177	125,7212
31.3.2017	134,9143	116,0546	156,7290	149,4595	138,8522	125,7848
28.2.2017	133,1473	116,1252	150,5151	147,5343	137,8348	125,5928
31.1.2017	132,1416	115,2928	148,3760	144,3905	135,9312	124,7458
30.12.2016	132,4850	116,0874	145,7698	141,8322	134,9340	125,0333
30.11.2016	127,2029	115,6529	136,3545	139,2420	133,4372	124,3940
31.10.2016	128,6821	118,4931	137,8004	138,8526	133,5137	124,7288
30.9.2016	131,0377	119,2279	134,5494	138,6488	133,3142	124,4277
31.8.2016	132,1168	119,1964	136,5537	138,1610	133,0302	124,3654
29.7.2016	131,0617	118,6286	132,3129	136,7050	132,0652	123,6684
30.6.2016	129,4530	117,8137	123,7990	131,8516	129,4653	122,8210
31.5.2016	130,6579	116,1402	133,8859	134,0235	130,4127	122,7439
29.4.2016	128,1054	116,0777	132,1774	133,7344	130,1276	122,6375

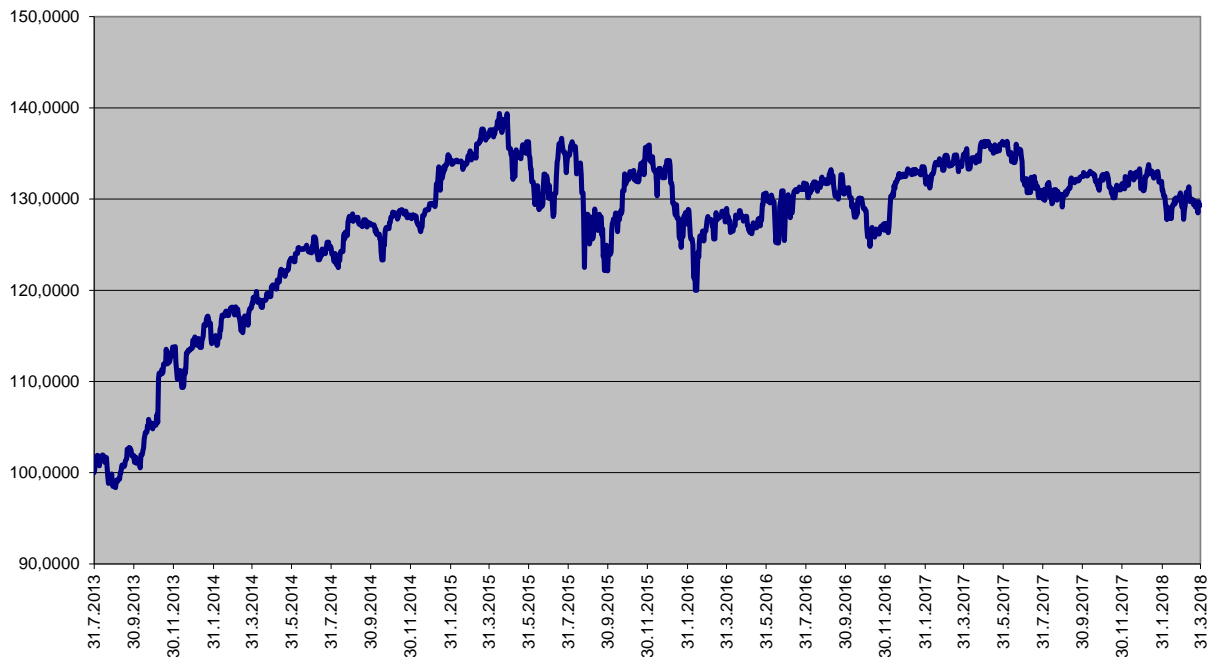
Ceny podílových jednotek
Investiční životní pojištění

Datum	Garantovaný	Garantovaný 2015	Garantovaný 2016
29.3.2018	107,1108	102,1424	101,1950
28.3.2018	107,1067	102,1401	101,1925
27.3.2018	107,1026	102,1379	101,1900
26.3.2018	107,0986	102,1357	101,1875
23.3.2018	107,0863	102,1290	101,1801
22.3.2018	107,0822	102,1268	101,1776
21.3.2018	107,0782	102,1245	101,1751
20.3.2018	107,0741	102,1223	101,1726
19.3.2018	107,0700	102,1201	101,1701
16.3.2018	107,0578	102,1134	101,1627
15.3.2018	107,0537	102,1112	101,1602
14.3.2018	107,0496	102,1089	101,1577
13.3.2018	107,0455	102,1067	101,1552
12.3.2018	107,0415	102,1045	101,1527
9.3.2018	107,0292	102,0978	101,1453
8.3.2018	107,0252	102,0956	101,1428
7.3.2018	107,0211	102,0933	101,1403
6.3.2018	107,0170	102,0911	101,1378
5.3.2018	107,0129	102,0889	101,1354
2.3.2018	107,0007	102,0822	101,1279
1.3.2018	106,9966	102,0800	101,1254
28.2.2018	106,9926	102,0777	101,1229
31.1.2018	106,8785	102,0154	101,0535
29.12.2017	106,7442	101,9419	100,9716
30.11.2017	106,6264	101,8774	100,8998
31.10.2017	106,5046	101,8107	100,8255
29.9.2017	106,3749	101,7396	100,7463
31.8.2017	106,2574	101,6752	100,6747
31.7.2017	106,1321	101,6064	100,5981
30.6.2017	106,0068	101,5377	100,5215
31.5.2017	105,8857	101,4712	100,4476
28.4.2017	105,7527	101,3981	100,3662
31.3.2017	105,6400	101,3361	100,2973
28.2.2017	105,5153	101,2676	100,2210
31.1.2017	105,4029	101,2057	100,1521
30.12.2016	105,2745	101,1350	100,0735
30.11.2016	105,1546	101,0690	100,0000
31.10.2016	105,0348	101,0030	
30.9.2016	104,9112	100,9349	
31.8.2016	104,7917	100,8690	
29.7.2016	104,6604	100,7965	
30.6.2016	104,5452	100,7329	
31.5.2016	104,4261	100,6671	
29.4.2016	104,2993	100,5970	

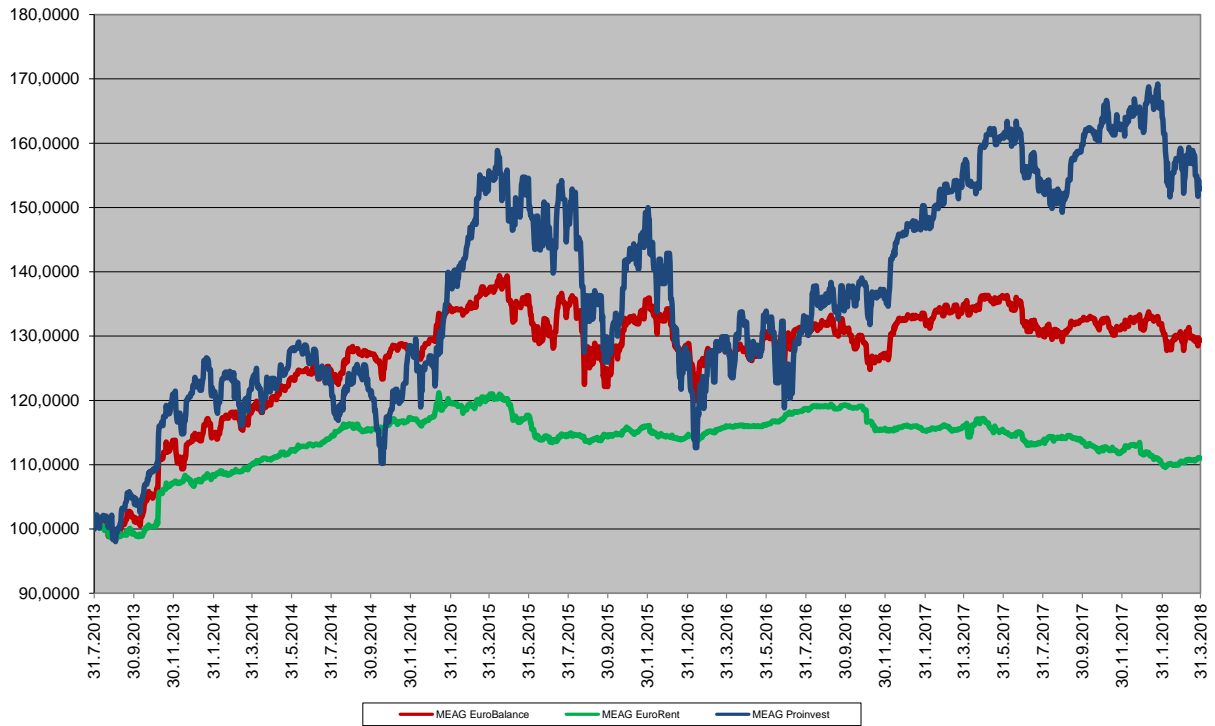
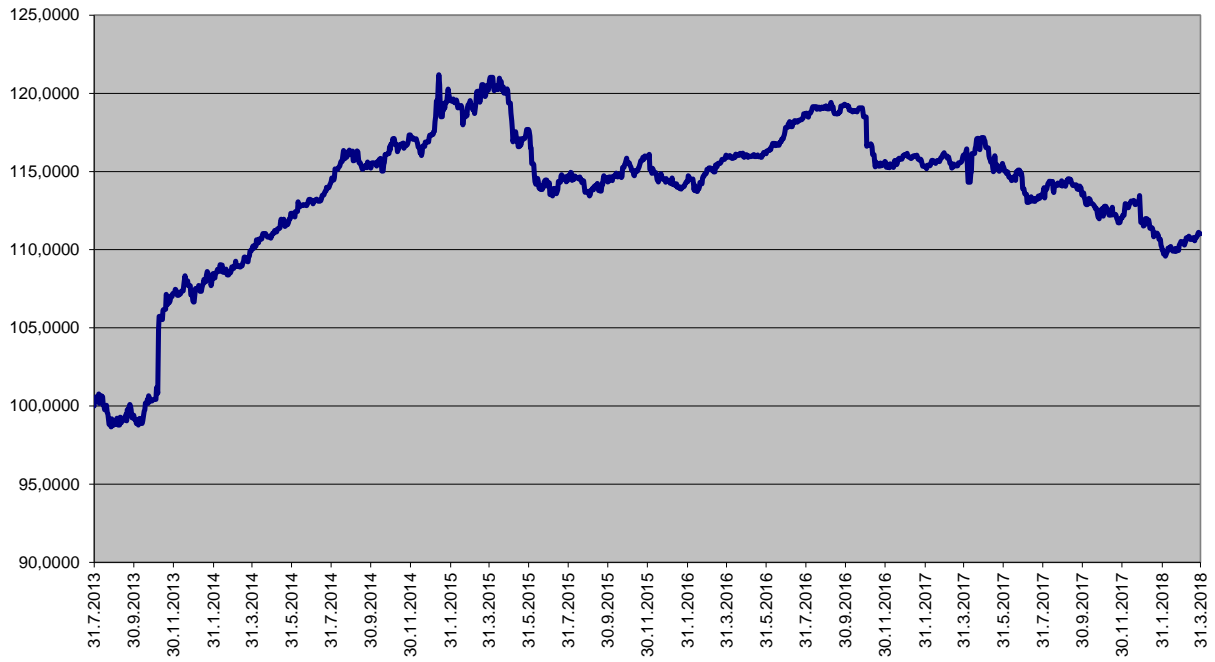
Jednotkový fond MEAG ProInvest



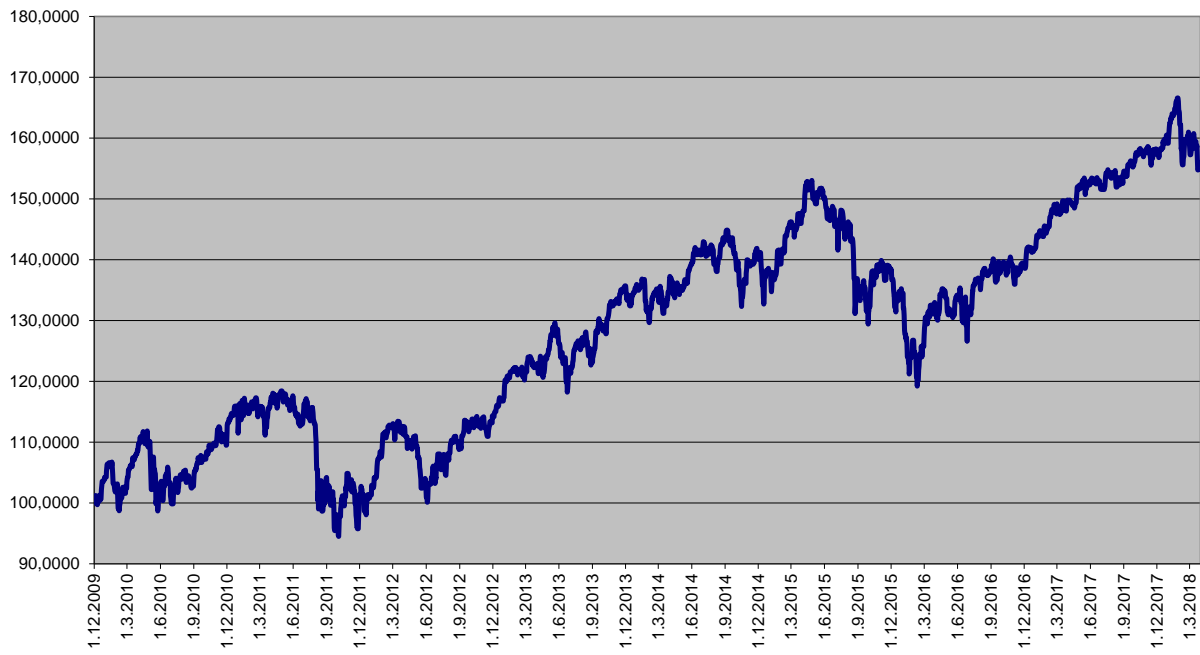
Jednotkový fond MEAG EuroBalance



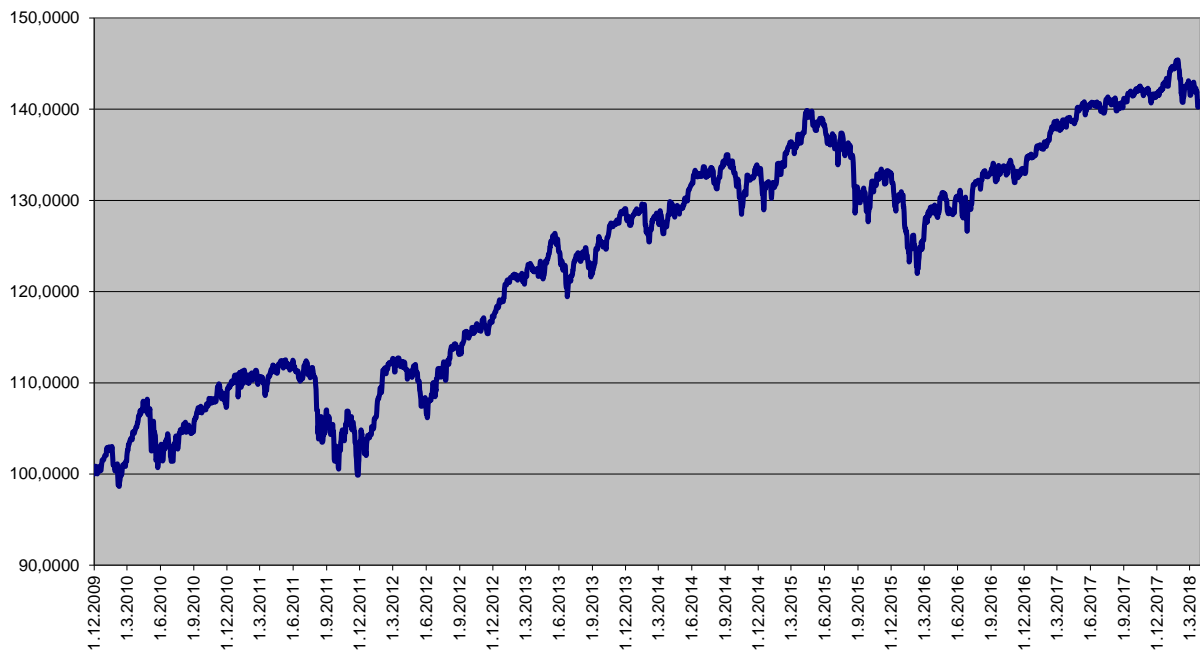
Jednotkový fond MEAG EuroRent



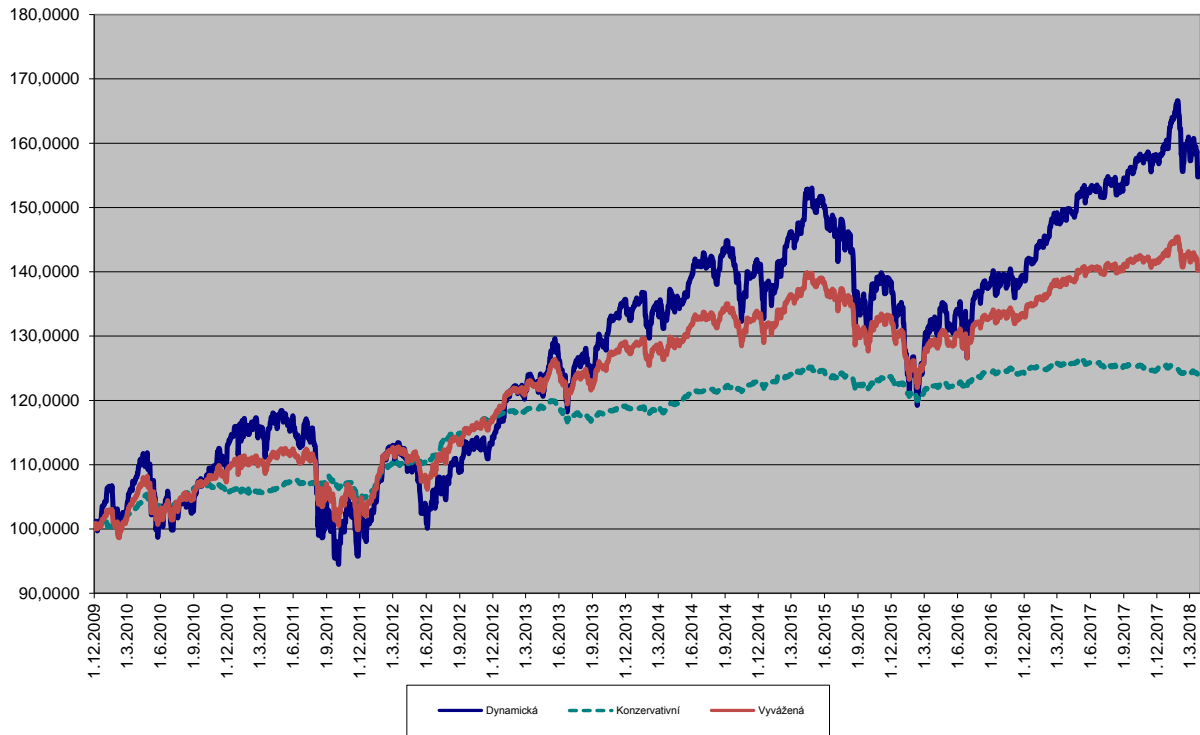
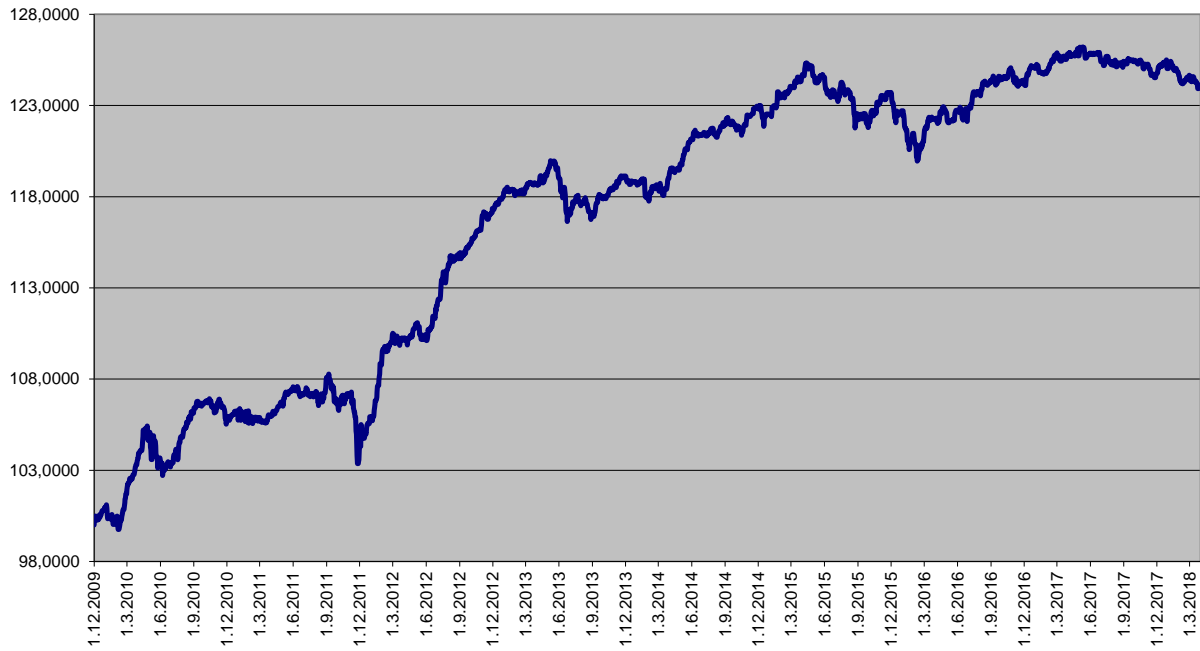
Dynamická strategie



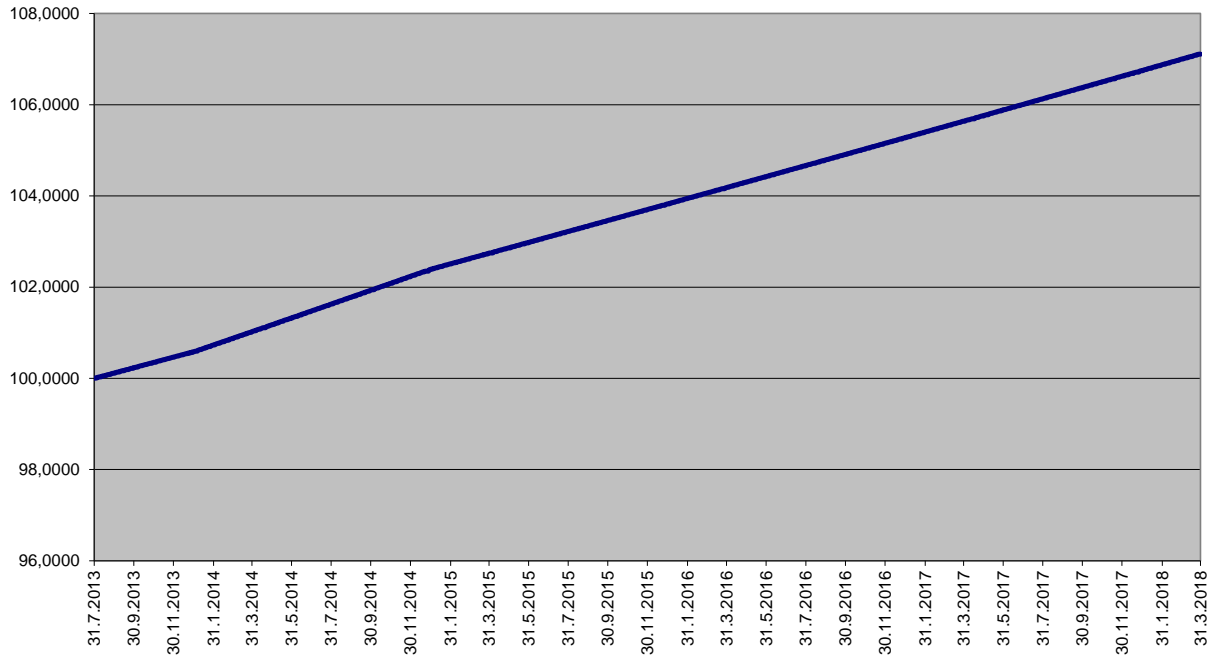
Vyvážená strategie



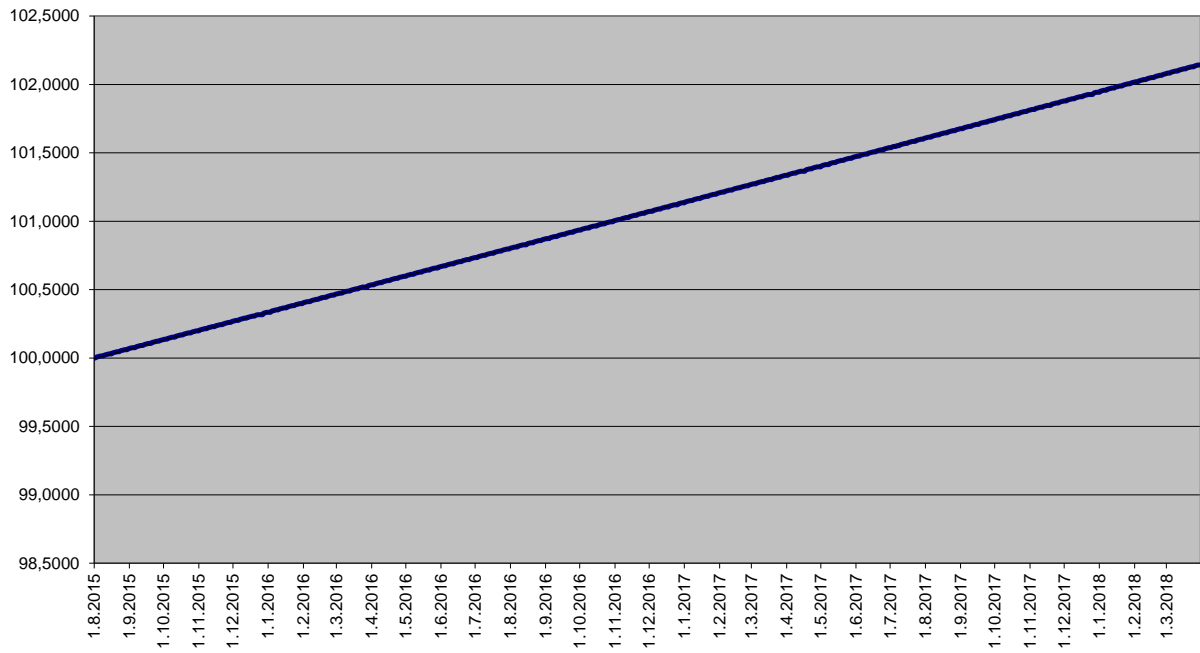
Konzervativní strategie



Garantovaný fond



Garantovaný fond 2015



Garantovaný fond 2016

