

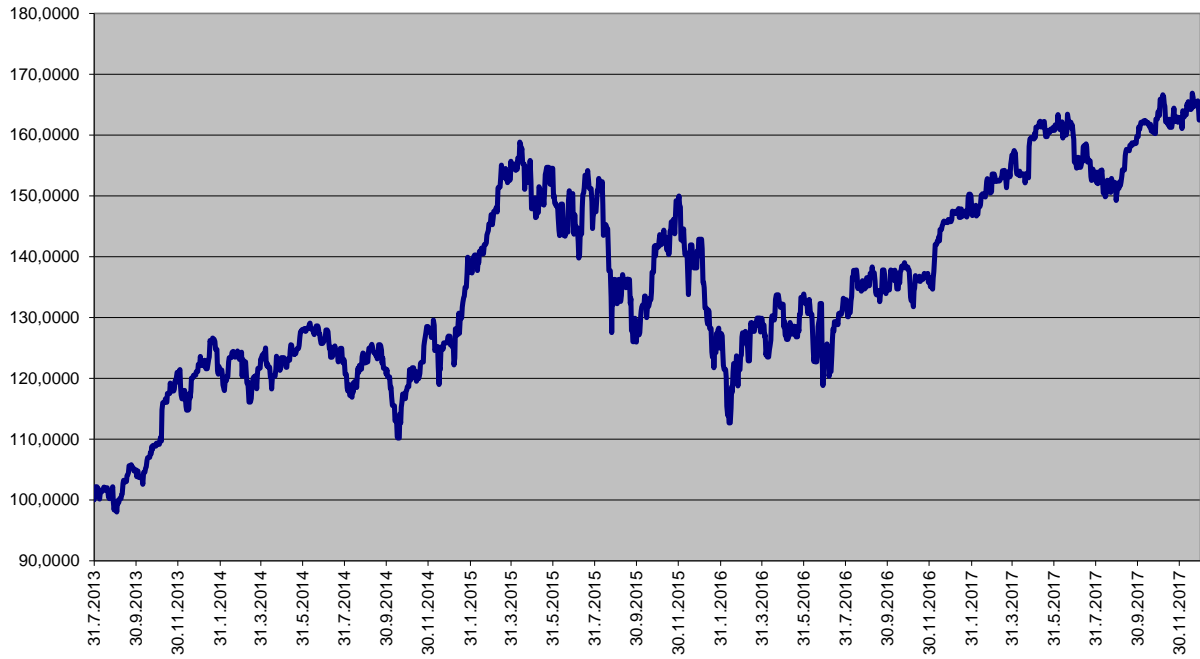
Ceny podílových jednotek
Investiční životní pojištění

Datum	MEAG EuroBalance	Fond MEAG EuroRent	MEAG Proinvest	Dynamická (Conseq)	Strategie Vyvážená (Conseq)	Konzervativní (Conseq)
29.12.2017	131,1422	111,7471	162,4929	159,1614	142,5225	125,0261
28.12.2017	132,4394	112,6100	164,2437	159,4147	142,7434	125,1532
27.12.2017	133,3271	113,4663	165,6279	160,4838	143,3813	125,4977
22.12.2017	132,9578	113,0343	165,4373	159,7651	142,9899	125,3903
21.12.2017	132,3971	112,8806	164,6920	159,8011	142,8999	125,3544
20.12.2017	132,7840	112,8887	166,1739	158,9947	142,5641	125,2594
19.12.2017	132,8250	113,0429	166,8916	159,0980	142,6296	125,3283
18.12.2017	132,1003	113,1531	164,4013	159,4172	142,7870	125,3499
15.12.2017	132,2880	113,0943	164,2528	158,3943	142,2129	125,2142
14.12.2017	132,6697	113,1163	164,9301	158,0905	142,0364	125,1395
13.12.2017	132,9153	112,9989	165,5225	158,1787	142,1852	125,2563
12.12.2017	132,4544	112,9620	164,7765	158,2118	142,2011	125,2586
11.12.2017	132,3252	112,8518	165,0494	158,2986	142,2414	125,2304
8.12.2017	131,5261	112,6900	163,3634	157,9329	141,9938	125,1928
7.12.2017	131,7145	112,8959	162,9358	157,0373	141,5775	125,0747
6.12.2017	132,2457	112,9328	163,8128	156,7976	141,5008	125,0721
5.12.2017	132,4673	112,9475	164,0204	157,7806	141,9613	125,1070
4.12.2017	131,1269	112,6024	161,0890	157,9773	141,8823	124,9704
1.12.2017	131,6310	112,1926	162,8451	157,4475	141,4896	124,7759
30.11.2017	131,6883	112,0243	162,6537	157,8869	141,6425	124,7610
31.10.2017	132,6633	112,6464	163,9654	157,9413	142,0777	125,2667
29.9.2017	132,4641	113,5018	159,7533	156,1459	141,7238	125,4044
31.8.2017	129,9924	114,2939	150,4811	154,0968	140,9594	125,4169
31.7.2017	130,0124	113,5503	152,5730	153,5334	140,5483	125,2513
30.6.2017	132,0859	113,9011	155,5641	151,5971	139,7485	125,4015
31.5.2017	136,1149	115,3225	160,9009	152,3110	140,2443	125,8010
28.4.2017	136,2470	117,1657	159,6184	151,5725	139,8177	125,7212
31.3.2017	134,9143	116,0546	156,7290	149,4595	138,8522	125,7848
28.2.2017	133,1473	116,1252	150,5151	147,5343	137,8348	125,5928
31.1.2017	132,1416	115,2928	148,3760	144,3905	135,9312	124,7458
30.12.2016	132,4850	116,0874	145,7698	141,8322	134,9340	125,0333
30.11.2016	127,2029	115,6529	136,3545	139,2420	133,4372	124,3940
31.10.2016	128,6821	118,4931	137,8004	138,8526	133,5137	124,7288
30.9.2016	131,0377	119,2279	134,5494	138,6488	133,3142	124,4277
31.8.2016	132,1168	119,1964	136,5537	138,1610	133,0302	124,3654
29.7.2016	131,0617	118,6286	132,3129	136,7050	132,0652	123,6684
30.6.2016	129,4530	117,8137	123,7990	131,8516	129,4653	122,8210
31.5.2016	130,6579	116,1402	133,8859	134,0235	130,4127	122,7439
29.4.2016	128,1054	116,0777	132,1774	133,7344	130,1276	122,6375
31.3.2016	128,9717	115,9934	129,8884	132,6919	129,3938	122,2760
29.2.2016	126,9956	114,9160	123,5213	125,6923	125,6433	121,1669
29.1.2016	127,2881	114,3432	125,0066	126,7632	126,1561	121,4640

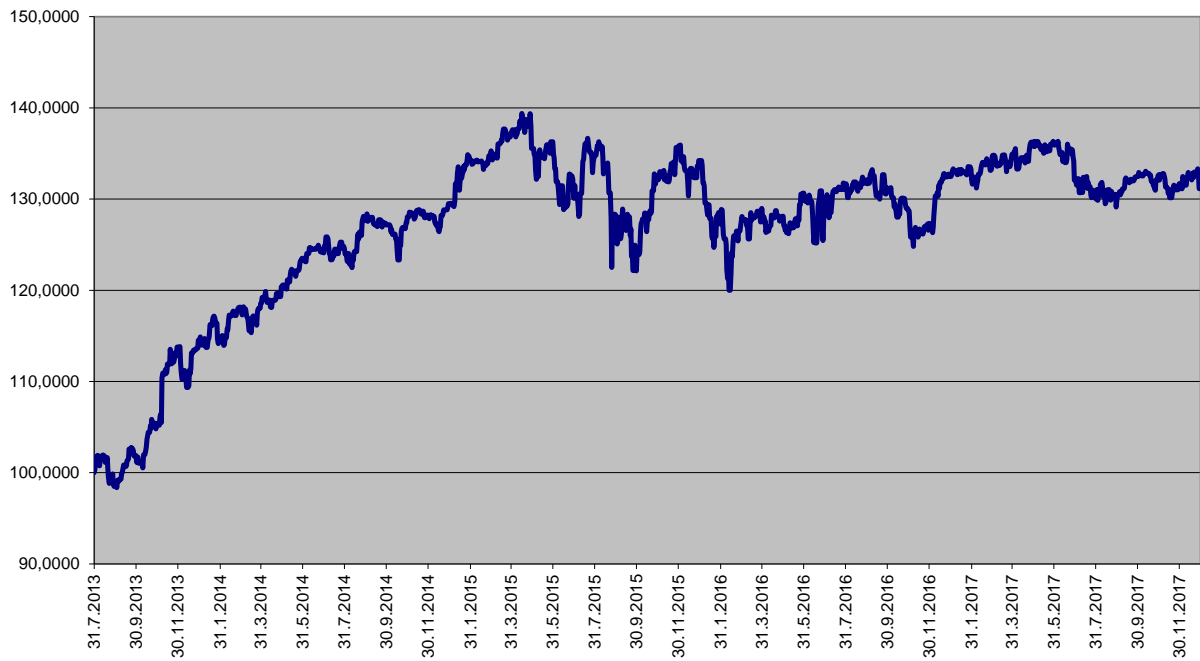
Ceny podílových jednotek
Investiční životní pojištění

Datum	Garantovaný	Garantovaný 2015	Garantovaný 2016
29.12.2017	106,7442	101,9419	100,9716
28.12.2017	106,7402	101,9397	100,9692
27.12.2017	106,7361	101,9374	100,9667
22.12.2017	106,7158	101,9263	100,9543
21.12.2017	106,7117	101,9241	100,9518
20.12.2017	106,7077	101,9219	100,9493
19.12.2017	106,7036	101,9196	100,9469
18.12.2017	106,6995	101,9174	100,9444
15.12.2017	106,6873	101,9107	100,9369
14.12.2017	106,6833	101,9085	100,9345
13.12.2017	106,6792	101,9063	100,9320
12.12.2017	106,6751	101,9041	100,9295
11.12.2017	106,6711	101,9018	100,9270
8.12.2017	106,6589	101,8952	100,9196
7.12.2017	106,6548	101,8929	100,9171
6.12.2017	106,6508	101,8907	100,9147
5.12.2017	106,6467	101,8885	100,9122
4.12.2017	106,6426	101,8863	100,9097
1.12.2017	106,6305	101,8796	100,9023
30.11.2017	106,6264	101,8774	100,8998
31.10.2017	106,5046	101,8107	100,8255
29.9.2017	106,3749	101,7396	100,7463
31.8.2017	106,2574	101,6752	100,6747
31.7.2017	106,1321	101,6064	100,5981
30.6.2017	106,0068	101,5377	100,5215
31.5.2017	105,8857	101,4712	100,4476
28.4.2017	105,7527	101,3981	100,3662
31.3.2017	105,6400	101,3361	100,2973
28.2.2017	105,5153	101,2676	100,2210
31.1.2017	105,4029	101,2057	100,1521
30.12.2016	105,2745	101,1350	100,0735
30.11.2016	105,1546	101,0690	100,0000
31.10.2016	105,0348	101,0030	
30.9.2016	104,9112	100,9349	
31.8.2016	104,7917	100,8690	
29.7.2016	104,6604	100,7965	
30.6.2016	104,5452	100,7329	
31.5.2016	104,4261	100,6671	
29.4.2016	104,2993	100,5970	
31.3.2016	104,1844	100,5335	
29.2.2016	104,0618	100,4657	
29.1.2016	103,9394	100,3979	

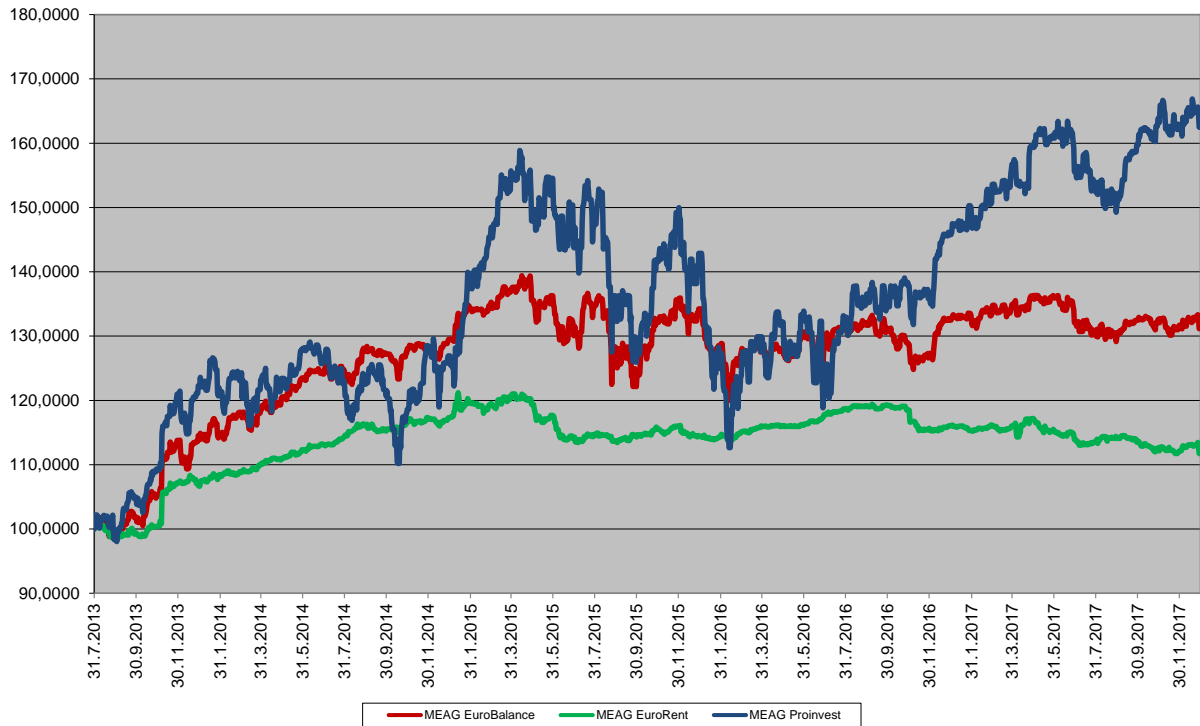
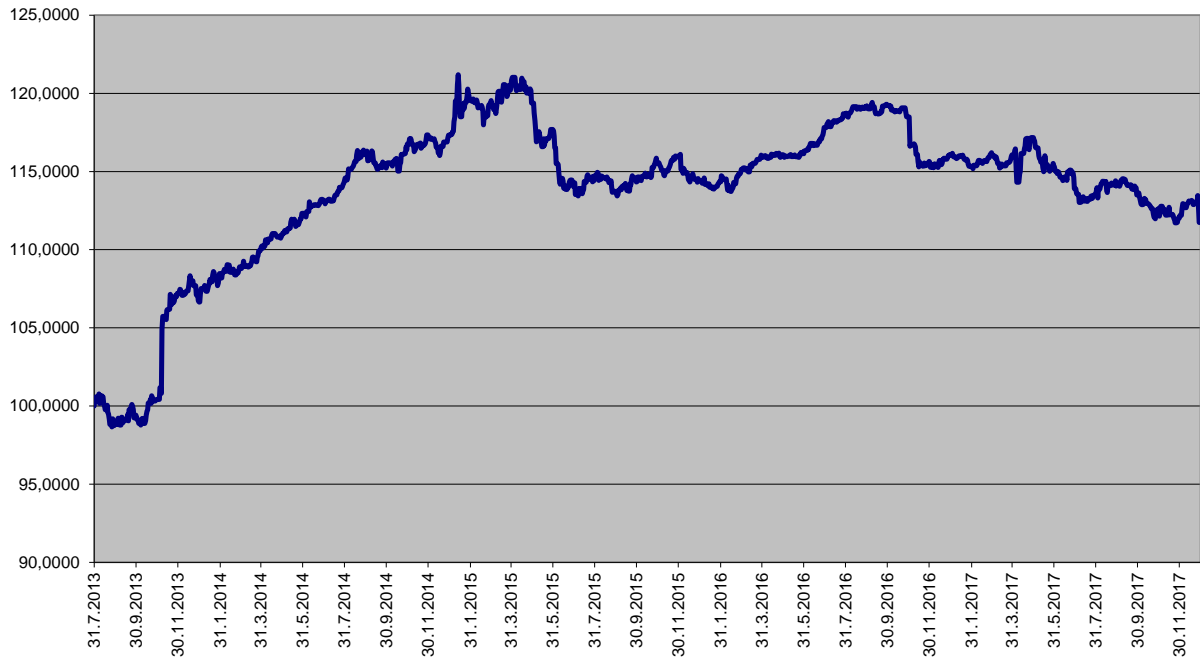
Jednotkový fond MEAG ProInvest



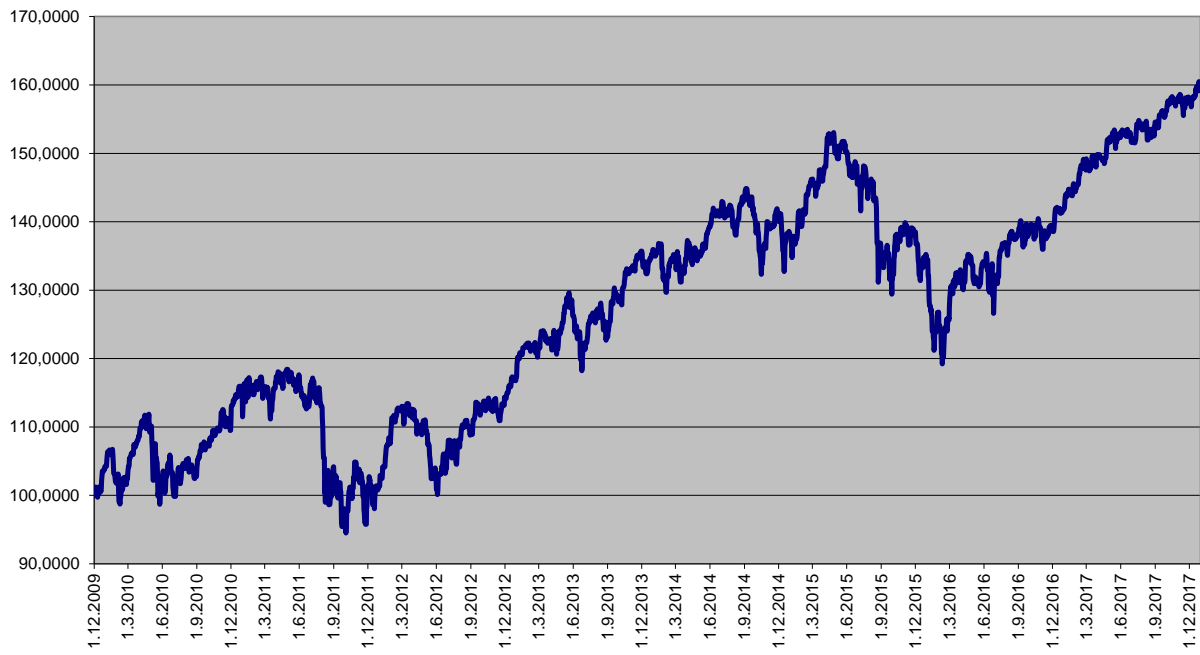
Jednotkový fond MEAG EuroBalance



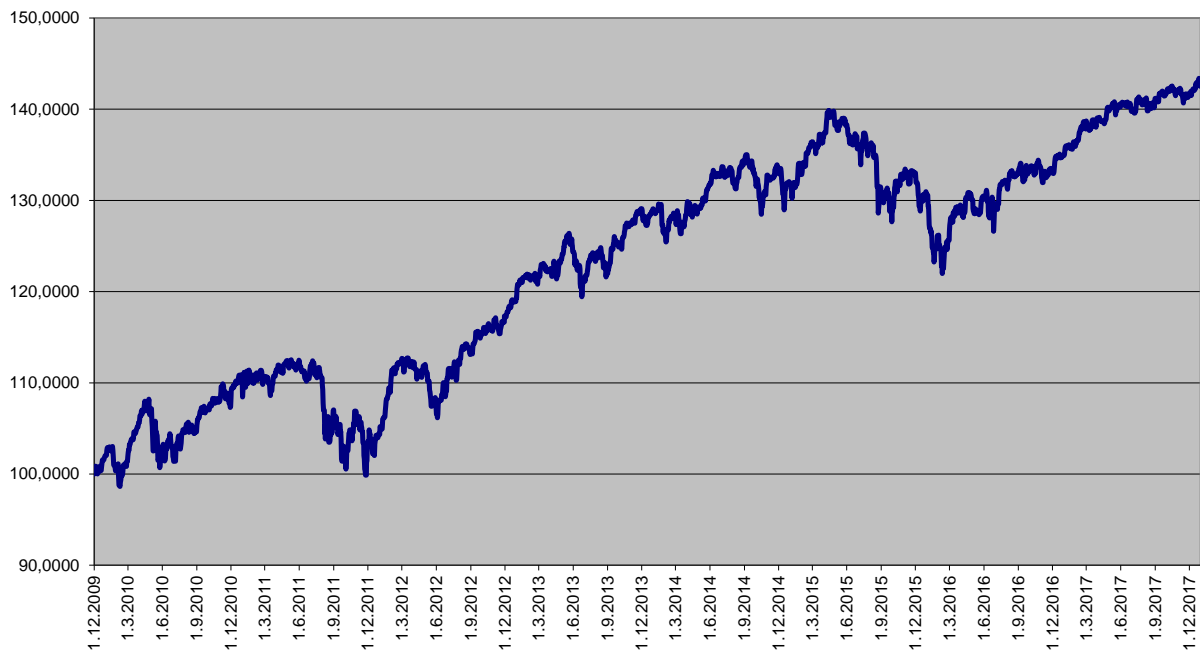
Jednotkový fond MEAG EuroRent



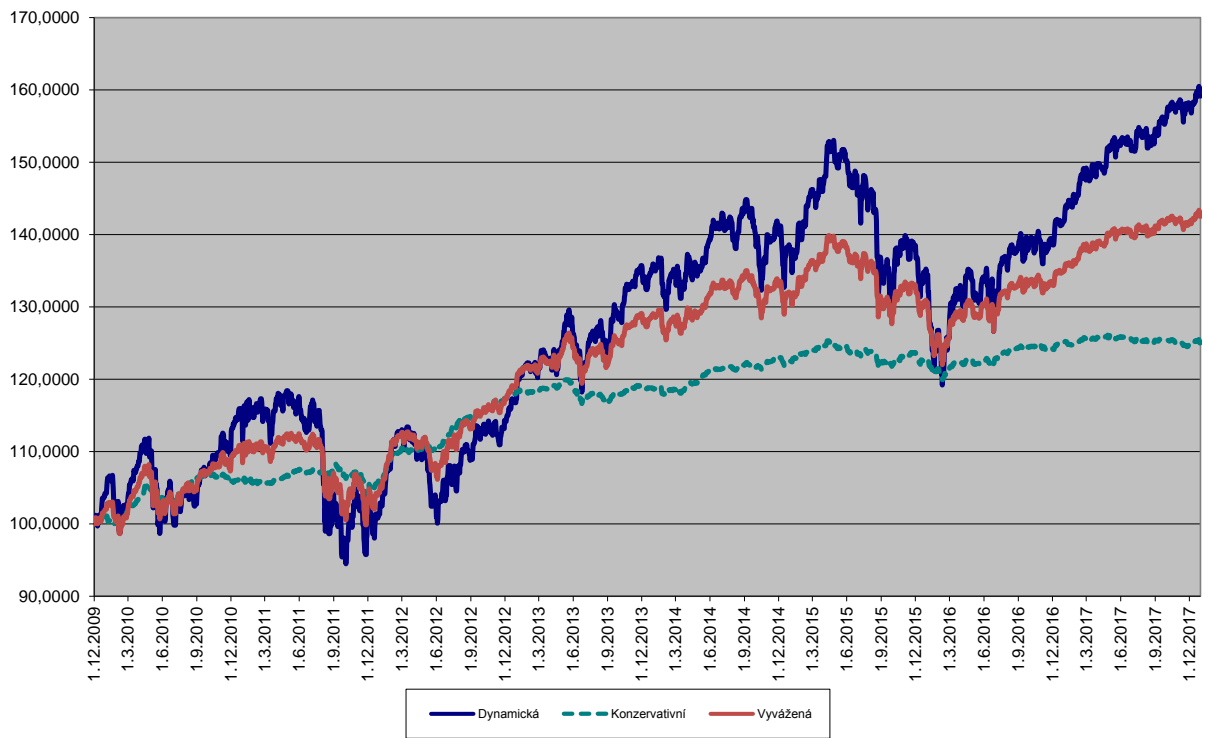
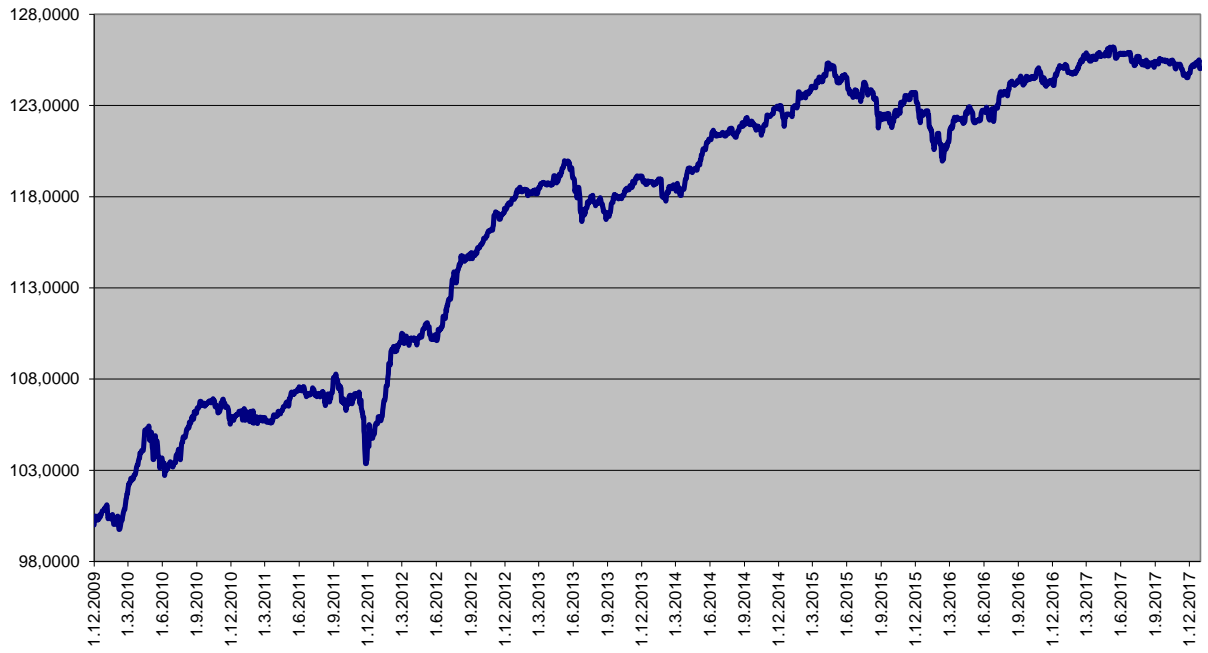
Dynamická strategie



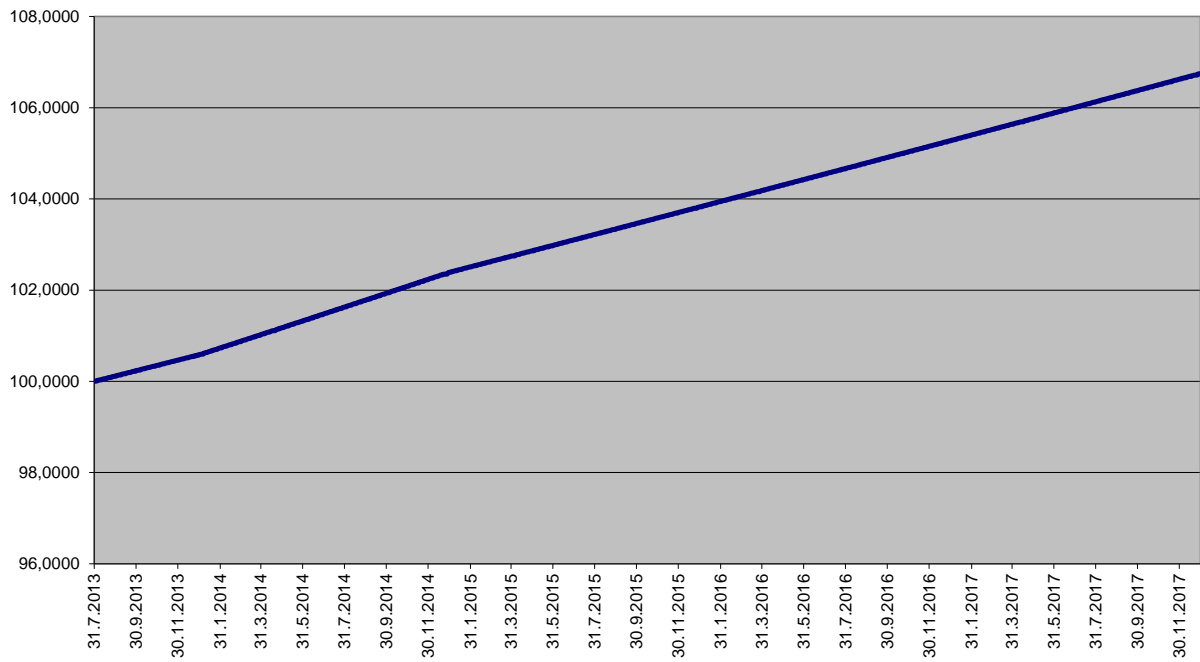
Vyvážená strategie



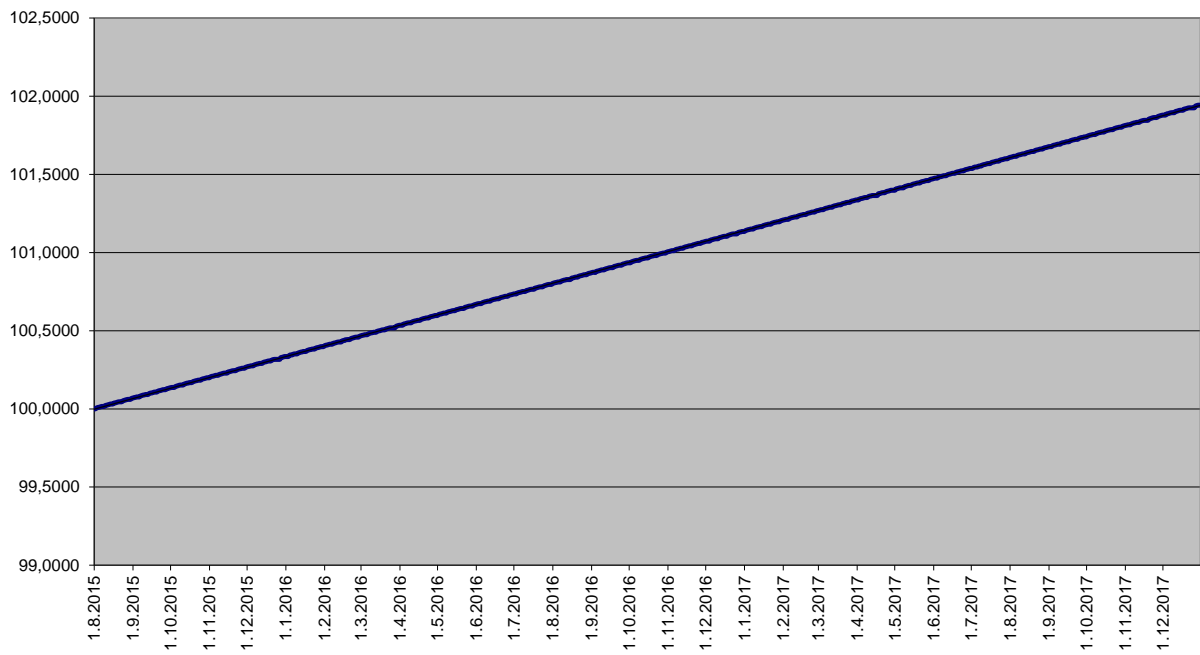
Konzervativní strategie



Garantovaný fond



Garantovaný fond 2015



Garantovaný fond 2016

