

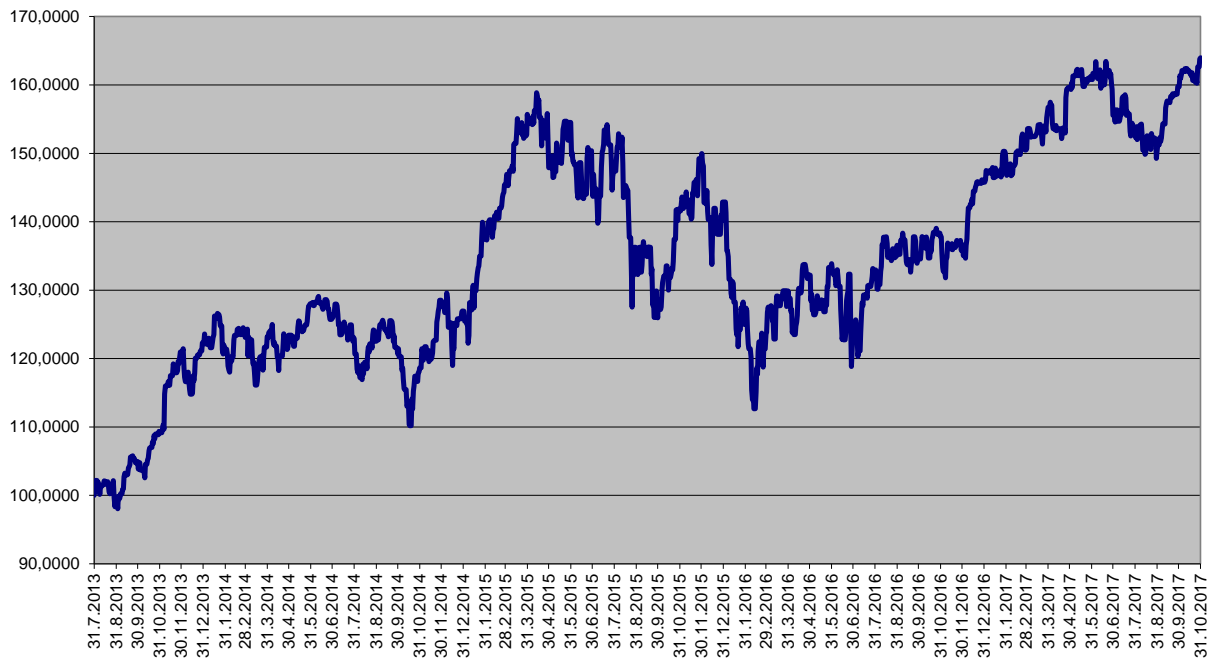
Ceny podílových jednotek
Investiční životní pojištění

Datum	MEAG EuroBalance	Fond MEAG EuroRent	MEAG Proinvest	Dynamická (Conseq)	Strategie Vyvážená (Conseq)	Konzervativní (Conseq)
31.10.2017	132,6633	112,6464	163,9654	157,9413	142,0777	125,2667
30.10.2017	132,5341	112,5367	163,8057	157,5815	141,8539	125,2057
27.10.2017	132,0943	112,5362	162,6431	157,5329	141,8357	125,2047
26.10.2017	130,9715	111,9806	160,2471	157,2431	141,5874	125,0042
25.10.2017	131,1862	112,0391	160,8092	156,9267	141,4878	125,0124
24.10.2017	131,3948	112,1051	160,3573	157,2346	141,6288	125,0495
23.10.2017	131,5136	112,2947	160,5207	157,5626	141,9297	125,2248
20.10.2017	131,9361	112,6239	160,6649	157,9130	142,2139	125,3380
19.10.2017	132,6387	112,7773	161,7910	157,4329	142,0561	125,3447
18.10.2017	132,5118	112,8000	161,3008	157,9869	142,3189	125,4466
17.10.2017	132,7853	112,8948	161,6670	157,9770	142,3754	125,4838
16.10.2017	132,8211	112,9159	161,6951	158,3070	142,5464	125,4861
13.10.2017	132,8385	112,9654	162,0936	158,0976	142,4679	125,4641
12.10.2017	133,0589	113,2045	162,3633	157,7260	142,3237	125,4217
11.10.2017	132,8163	113,1977	161,9874	157,7484	142,2945	125,3927
10.10.2017	132,8233	113,2852	162,3812	157,5076	142,1156	125,2670
9.10.2017	132,7002	113,1674	162,3633	157,1808	141,9489	125,2803
6.10.2017	132,5304	112,8765	161,9732	157,3172	142,0434	125,3651
5.10.2017	132,7047	112,9270	162,1255	157,6414	142,2662	125,4166
4.10.2017	132,6746	113,1826	161,5086	157,3184	142,1544	125,4057
3.10.2017	132,5939	113,3423	160,9647	157,1850	142,1487	125,4566
2.10.2017	132,9263	113,6264	161,3682	156,5502	141,9310	125,4760
29.9.2017	132,4641	113,5018	159,7533	156,1459	141,7238	125,4044
31.8.2017	129,9924	114,2939	150,4811	154,0968	140,9594	125,4169
31.7.2017	130,0124	113,5503	152,5730	153,5334	140,5483	125,2513
30.6.2017	132,0859	113,9011	155,5641	151,5971	139,7485	125,4015
31.5.2017	136,1149	115,3225	160,9009	152,3110	140,2443	125,8010
28.4.2017	136,2470	117,1657	159,6184	151,5725	139,8177	125,7212
31.3.2017	134,9143	116,0546	156,7290	149,4595	138,8522	125,7848
28.2.2017	133,1473	116,1252	150,5151	147,5343	137,8348	125,5928
31.1.2017	132,1416	115,2928	148,3760	144,3905	135,9312	124,7458
30.12.2016	132,4850	116,0874	145,7698	141,8322	134,9340	125,0333
30.11.2016	127,2029	115,6529	136,3545	139,2420	133,4372	124,3940
31.10.2016	128,6821	118,4931	137,8004	138,8526	133,5137	124,7288
30.9.2016	131,0377	119,2279	134,5494	138,6488	133,3142	124,4277
31.8.2016	132,1168	119,1964	136,5537	138,1610	133,0302	124,3654
29.7.2016	131,0617	118,6286	132,3129	136,7050	132,0652	123,6684
30.6.2016	129,4530	117,8137	123,7990	131,8516	129,4653	122,8210
31.5.2016	130,6579	116,1402	133,8859	134,0235	130,4127	122,7439
29.4.2016	128,1054	116,0777	132,1774	133,7344	130,1276	122,6375
31.3.2016	128,9717	115,9934	129,8884	132,6919	129,3938	122,2760
29.2.2016	126,9956	114,9160	123,5213	125,6923	125,6433	121,1669
29.1.2016	127,2881	114,3432	125,0066	126,7632	126,1561	121,4640
31.12.2015	134,2206	114,4174	142,8792	134,4555	130,5759	122,7060
30.11.2015	135,6177	115,9976	148,9940	137,8775	132,7027	123,6525

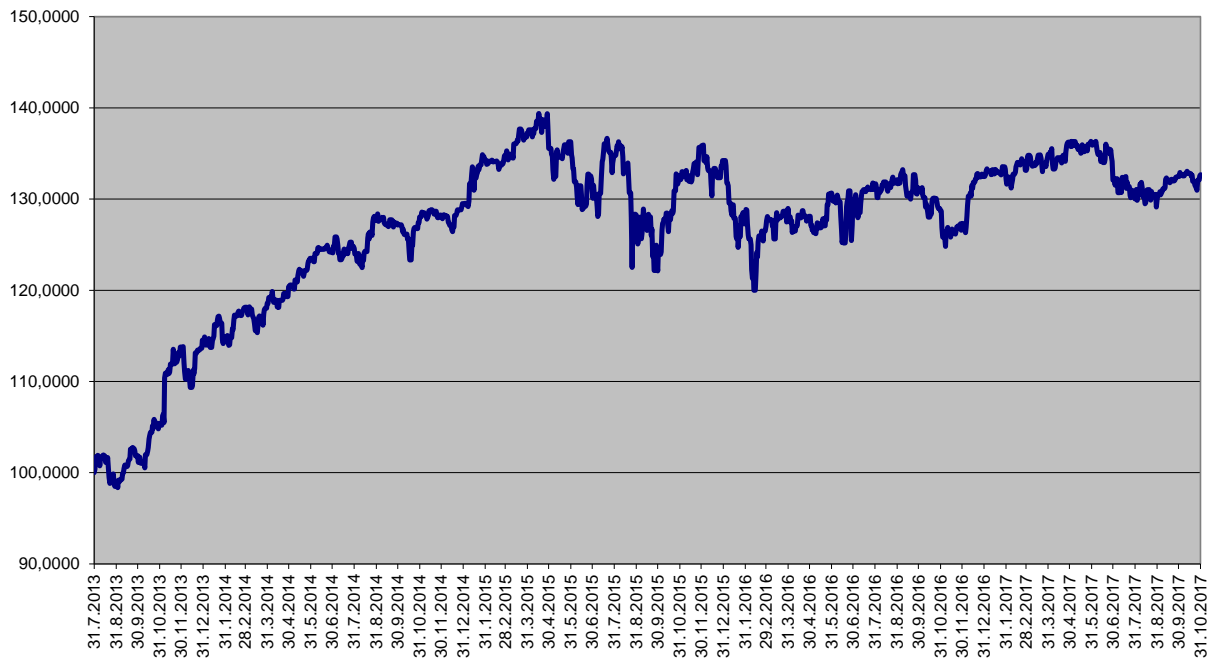
Ceny podílových jednotek
Investiční životní pojištění

Datum	Garantovaný	Garantovaný 2015	Garantovaný 2016
31.10.2017	106,5046	101,8107	100,8255
30.10.2017	106,5006	101,8084	100,8230
27.10.2017	106,4884	101,8018	100,8156
26.10.2017	106,4843	101,7996	100,8131
25.10.2017	106,4803	101,7973	100,8107
24.10.2017	106,4762	101,7951	100,8082
23.10.2017	106,4722	101,7929	100,8057
20.10.2017	106,4600	101,7862	100,7983
19.10.2017	106,4560	101,7840	100,7958
18.10.2017	106,4519	101,7818	100,7933
17.10.2017	106,4478	101,7796	100,7909
16.10.2017	106,4438	101,7773	100,7884
13.10.2017	106,4316	101,7707	100,7810
12.10.2017	106,4276	101,7684	100,7785
11.10.2017	106,4235	101,7662	100,7760
10.10.2017	106,4195	101,7640	100,7736
9.10.2017	106,4154	101,7618	100,7711
6.10.2017	106,4033	101,7551	100,7637
5.10.2017	106,3992	101,7529	100,7612
4.10.2017	106,3951	101,7507	100,7587
3.10.2017	106,3911	101,7485	100,7562
2.10.2017	106,3870	101,7462	100,7538
29.9.2017	106,3749	101,7396	100,7463
31.8.2017	106,2574	101,6752	100,6747
31.7.2017	106,1321	101,6064	100,5981
30.6.2017	106,0068	101,5377	100,5215
31.5.2017	105,8857	101,4712	100,4476
28.4.2017	105,7527	101,3981	100,3662
31.3.2017	105,6400	101,3361	100,2973
28.2.2017	105,5153	101,2676	100,2210
31.1.2017	105,4029	101,2057	100,1521
30.12.2016	105,2745	101,1350	100,0735
30.11.2016	105,1546	101,0690	100,0000
31.10.2016	105,0348	101,0030	
30.9.2016	104,9112	100,9349	
31.8.2016	104,7917	100,8690	
29.7.2016	104,6604	100,7965	
30.6.2016	104,5452	100,7329	
31.5.2016	104,4261	100,6671	
29.4.2016	104,2993	100,5970	
31.3.2016	104,1844	100,5335	
29.2.2016	104,0618	100,4657	
29.1.2016	103,9394	100,3979	
31.12.2015	103,8249	100,3346	
30.11.2015	103,7024	100,2667	

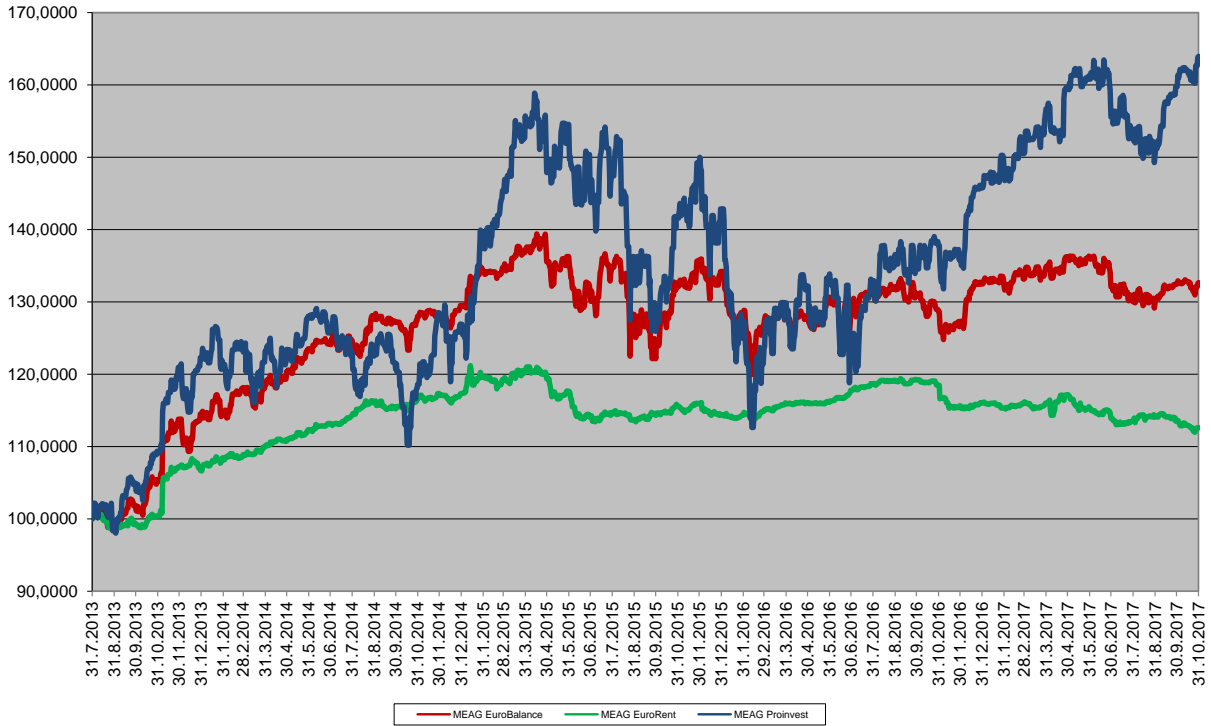
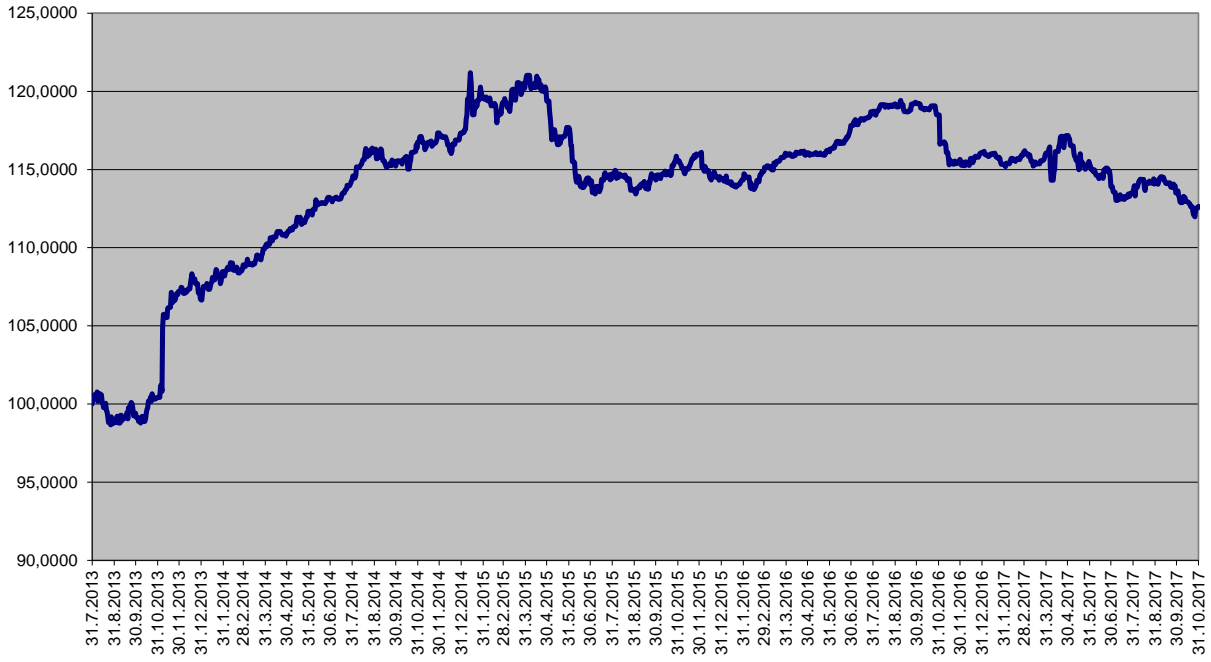
Jednotkový fond MEAG ProInvest



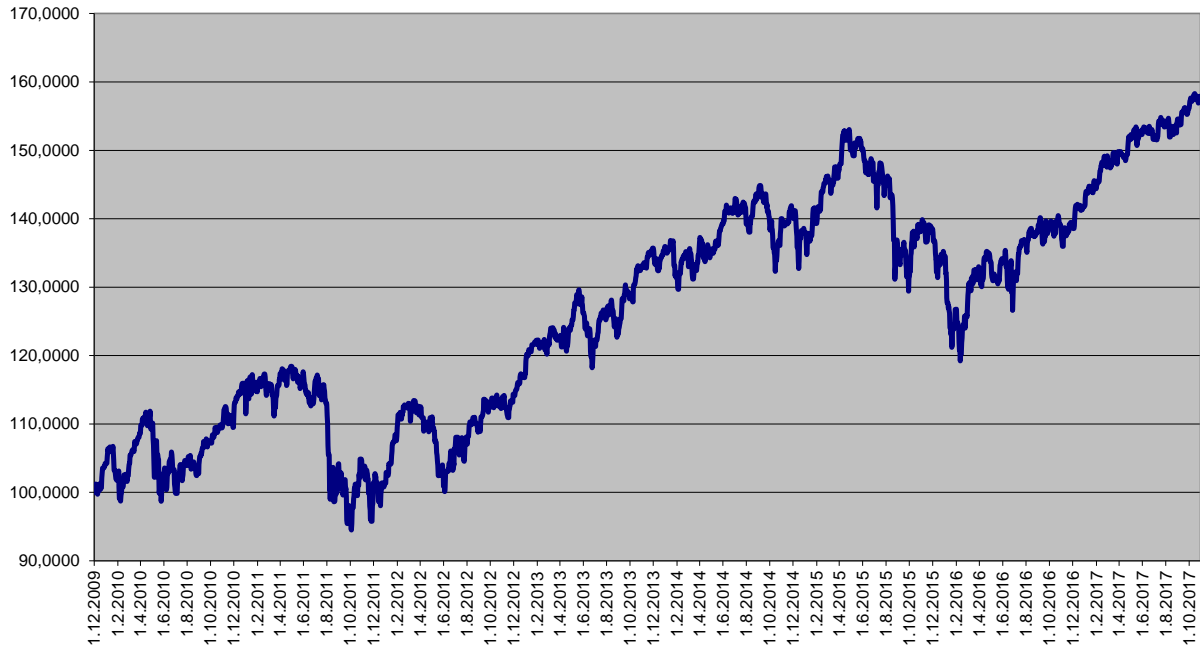
Jednotkový fond MEAG EuroBalance



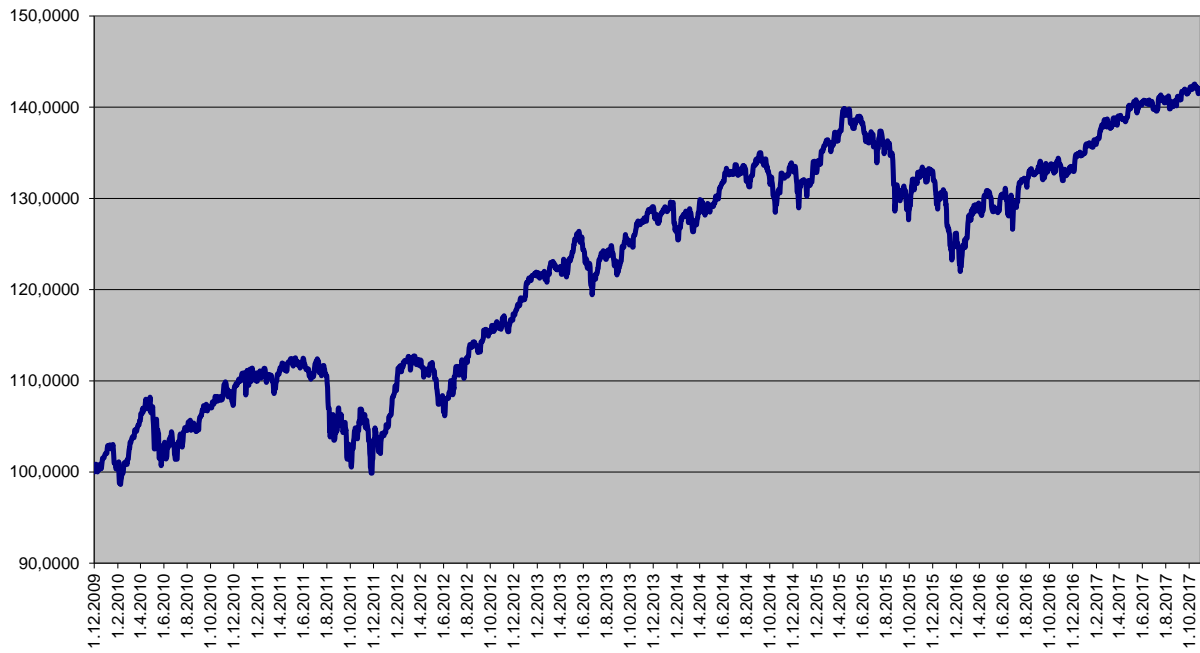
Jednotkový fond MEAG EuroRent



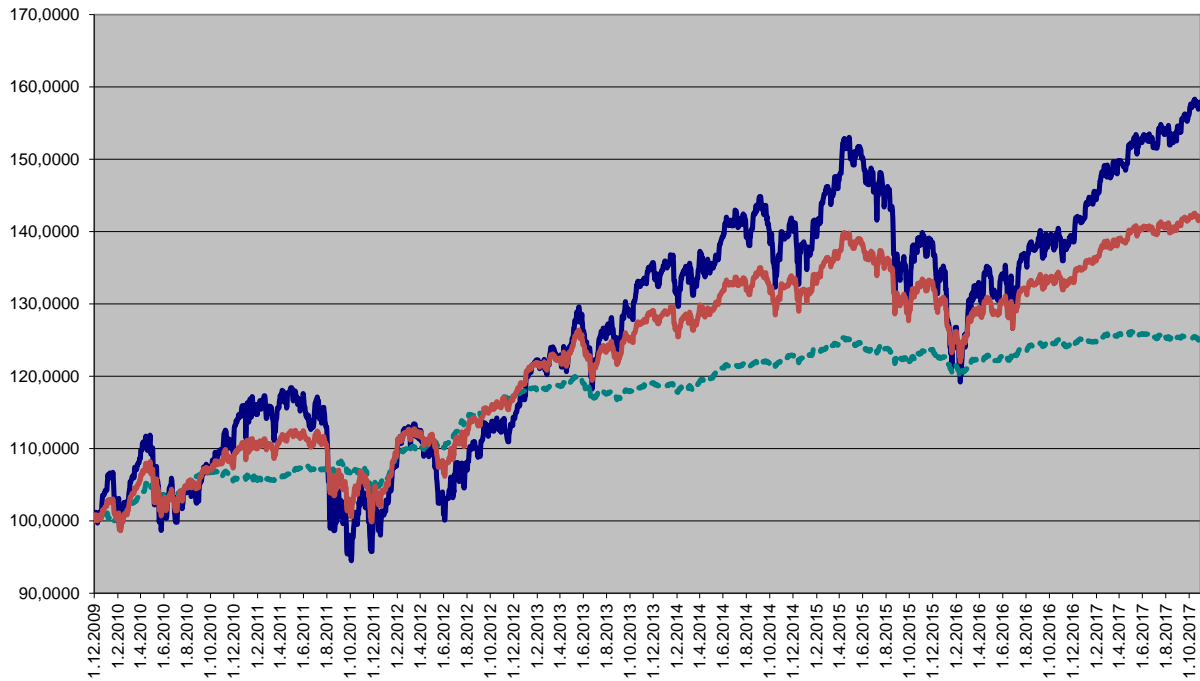
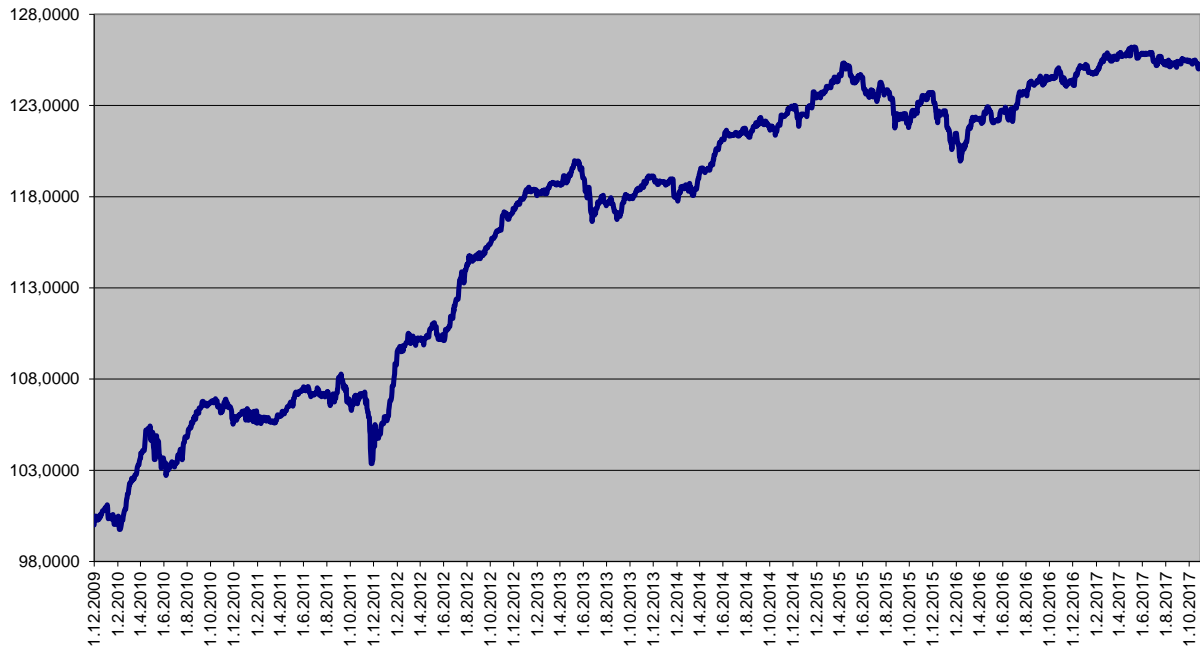
Dynamická strategie



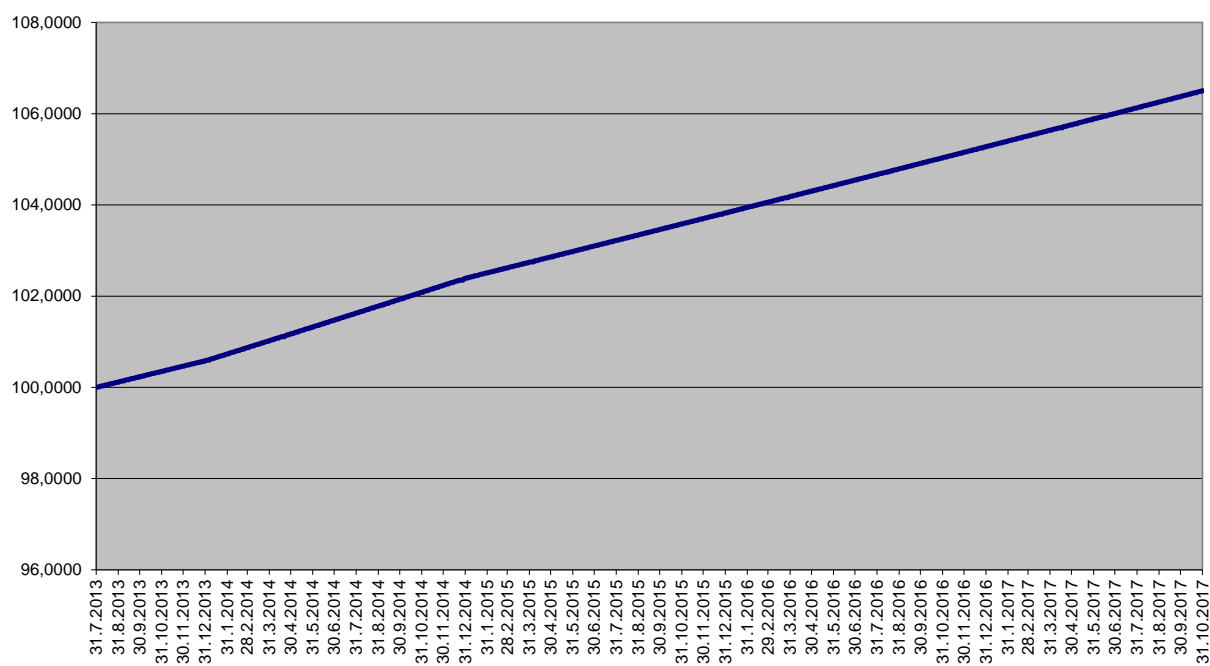
Vyvážená strategie



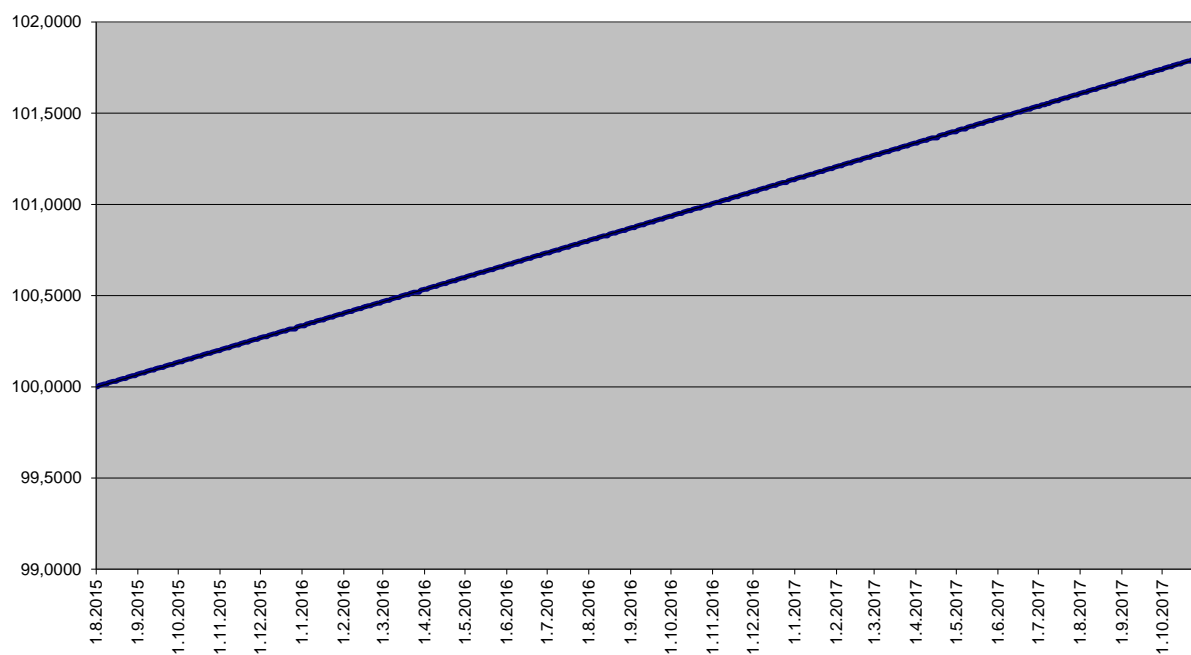
Konzervativní strategie



Garantovaný fond



Garantovaný fond 2015



Garantovaný fond 2016

