

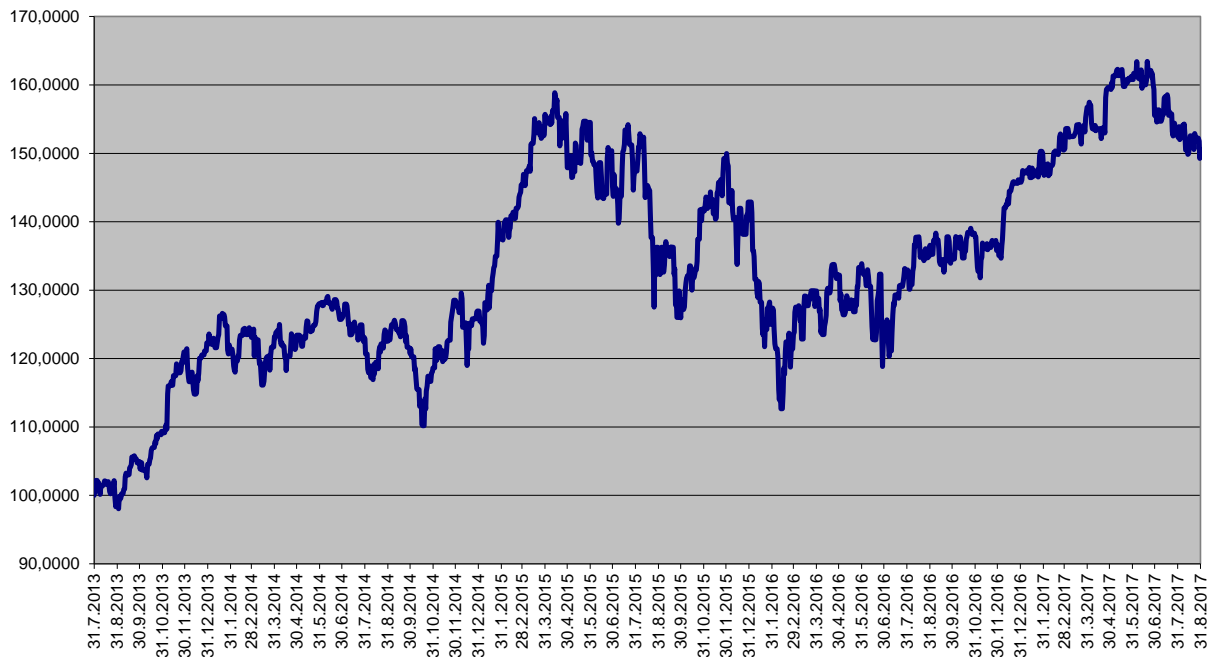
Ceny podílových jednotek  
Investiční životní pojištění

Datum	MEAG EuroBalance	Fond MEAG EuroRent	MEAG Proinvest	Dynamická (Conseq)	Strategie Vyvážená (Conseq)	Konzervativní (Conseq)
31.8.2017	129,9924	114,2939	150,4811	154,0968	140,9594	125,4169
30.8.2017	129,1403	114,0685	149,2528	153,9614	140,7266	125,2151
29.8.2017	130,5047	114,4097	151,7673	152,5374	140,1447	125,0878
28.8.2017	130,4979	114,1600	152,2028	153,3104	140,5518	125,2623
25.8.2017	130,4470	114,1317	152,2596	153,5830	140,7083	125,3596
24.8.2017	130,4738	114,1973	152,2028	153,3701	140,5826	125,3188
23.8.2017	130,8401	114,2694	152,8814	153,1833	140,4750	125,2682
22.8.2017	129,8928	114,1317	150,5732	153,3265	140,5510	125,3097
21.8.2017	130,4229	114,0944	151,8447	152,3124	140,0580	125,2240
18.8.2017	131,0302	114,1291	152,5228	152,3781	140,1033	125,2616
17.8.2017	131,0089	113,6547	152,5681	152,7693	140,2551	125,2703
16.8.2017	130,3432	113,8077	151,6119	153,5122	140,6197	125,3427
15.8.2017	129,5872	114,3724	149,9780	152,9114	140,3446	125,3175
14.8.2017	129,4880	114,2849	149,8632	153,0188	140,3536	125,2243
11.8.2017	130,2655	114,3632	150,4800	151,9587	139,8145	125,1210
10.8.2017	131,2328	114,3850	152,3989	152,7473	140,2595	125,3013
9.8.2017	131,8369	114,2354	154,2710	154,0865	140,9309	125,4440
8.8.2017	131,6657	114,2291	153,6696	154,6887	141,2331	125,4880
7.8.2017	131,6342	114,0389	154,1410	154,3957	141,0810	125,4585
4.8.2017	130,4914	113,8578	152,3050	154,0182	140,8405	125,3291
3.8.2017	129,8709	113,3096	152,0080	153,5310	140,5607	125,2047
2.8.2017	131,0572	113,9704	153,9111	153,8747	140,8099	125,3569
1.8.2017	130,0686	113,7680	152,2603	154,2676	141,0123	125,4112
31.7.2017	130,0124	113,5503	152,5730	153,5334	140,5483	125,2513
30.6.2017	132,0859	113,9011	155,5641	151,5971	139,7485	125,4015
31.5.2017	136,1149	115,3225	160,9009	152,3110	140,2443	125,8010
28.4.2017	136,2470	117,1657	159,6184	151,5725	139,8177	125,7212
31.3.2017	134,9143	116,0546	156,7290	149,4595	138,8522	125,7848
28.2.2017	133,1473	116,1252	150,5151	147,5343	137,8348	125,5928
31.1.2017	132,1416	115,2928	148,3760	144,3905	135,9312	124,7458
30.12.2016	132,4850	116,0874	145,7698	141,8322	134,9340	125,0333
30.11.2016	127,2029	115,6529	136,3545	139,2420	133,4372	124,3940
31.10.2016	128,6821	118,4931	137,8004	138,8526	133,5137	124,7288
30.9.2016	131,0377	119,2279	134,5494	138,6488	133,3142	124,4277
31.8.2016	132,1168	119,1964	136,5537	138,1610	133,0302	124,3654
29.7.2016	131,0617	118,6286	132,3129	136,7050	132,0652	123,6684
30.6.2016	129,4530	117,8137	123,7990	131,8516	129,4653	122,8210
31.5.2016	130,6579	116,1402	133,8859	134,0235	130,4127	122,7439
29.4.2016	128,1054	116,0777	132,1774	133,7344	130,1276	122,6375
31.3.2016	128,9717	115,9934	129,8884	132,6919	129,3938	122,2760
29.2.2016	126,9956	114,9160	123,5213	125,6923	125,6433	121,1669
29.1.2016	127,2881	114,3432	125,0066	126,7632	126,1561	121,4640
31.12.2015	134,2206	114,4174	142,8792	134,4555	130,5759	122,7060
30.11.2015	135,6177	115,9976	148,9940	137,8775	132,7027	123,6525
30.10.2015	132,1305	115,5483	141,5848	138,1808	132,4828	123,1555
30.9.2015	122,1353	114,3272	125,9485	131,3842	128,6765	121,9898

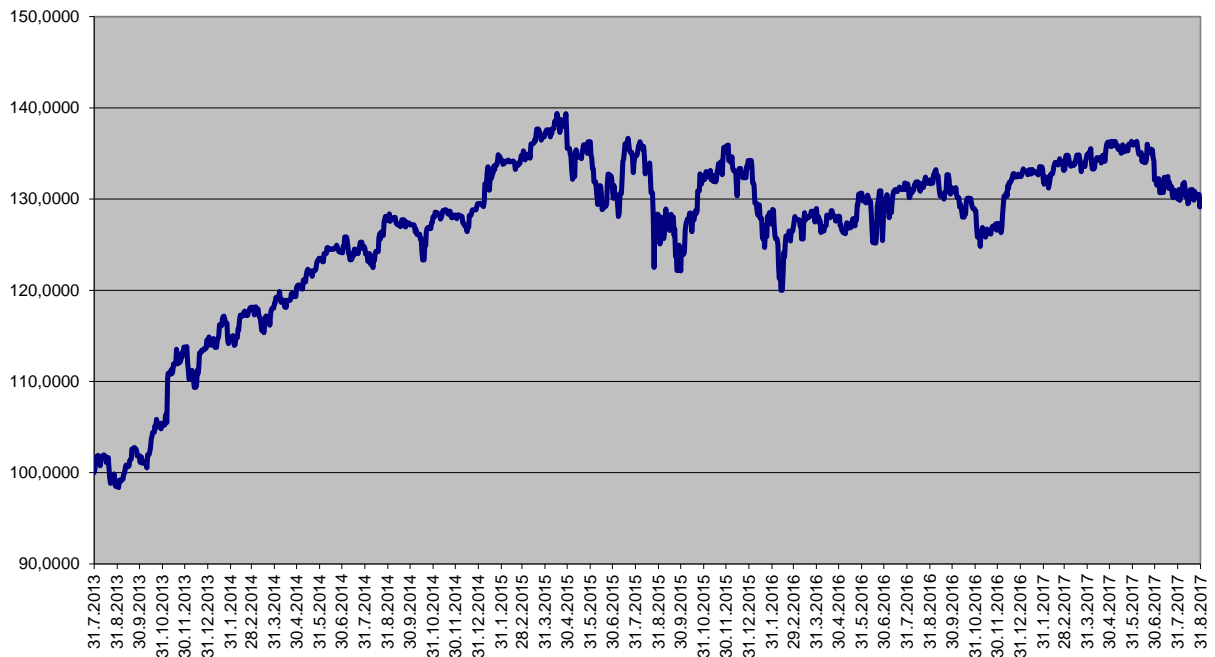
Ceny podílových jednotek  
**Investiční životní pojištění**

Datum	Garantovaný	Garantovaný 2015	Garantovaný 2016
31.8.2017	106,2574	101,6752	100,6747
30.8.2017	106,2534	101,6730	100,6722
29.8.2017	106,2494	101,6707	100,6697
28.8.2017	106,2453	101,6685	100,6672
25.8.2017	106,2332	101,6619	100,6598
24.8.2017	106,2291	101,6596	100,6574
23.8.2017	106,2251	101,6574	100,6549
22.8.2017	106,2210	101,6552	100,6524
21.8.2017	106,2170	101,6530	100,6499
18.8.2017	106,2048	101,6463	100,6425
17.8.2017	106,2008	101,6441	100,6401
16.8.2017	106,1968	101,6419	100,6376
15.8.2017	106,1927	101,6397	100,6351
14.8.2017	106,1887	101,6375	100,6326
11.8.2017	106,1765	101,6308	100,6252
10.8.2017	106,1725	101,6286	100,6228
9.8.2017	106,1684	101,6264	100,6203
8.8.2017	106,1644	101,6241	100,6178
7.8.2017	106,1604	101,6219	100,6154
4.8.2017	106,1482	101,6153	100,6079
3.8.2017	106,1442	101,6130	100,6055
2.8.2017	106,1401	101,6108	100,6030
1.8.2017	106,1361	101,6086	100,6005
31.7.2017	106,1321	101,6064	100,5981
30.6.2017	106,0068	101,5377	100,5215
31.5.2017	105,8857	101,4712	100,4476
28.4.2017	105,7527	101,3981	100,3662
31.3.2017	105,6400	101,3361	100,2973
28.2.2017	105,5153	101,2676	100,2210
31.1.2017	105,4029	101,2057	100,1521
30.12.2016	105,2745	101,1350	100,0735
30.11.2016	105,1546	101,0690	100,0000
31.10.2016	105,0348	101,0030	
30.9.2016	104,9112	100,9349	
31.8.2016	104,7917	100,8690	
29.7.2016	104,6604	100,7965	
30.6.2016	104,5452	100,7329	
31.5.2016	104,4261	100,6671	
29.4.2016	104,2993	100,5970	
31.3.2016	104,1844	100,5335	
29.2.2016	104,0618	100,4657	
29.1.2016	103,9394	100,3979	
31.12.2015	103,8249	100,3346	
30.11.2015	103,7024	100,2667	
30.10.2015	103,5800	100,1989	
30.9.2015	103,4617	100,1333	

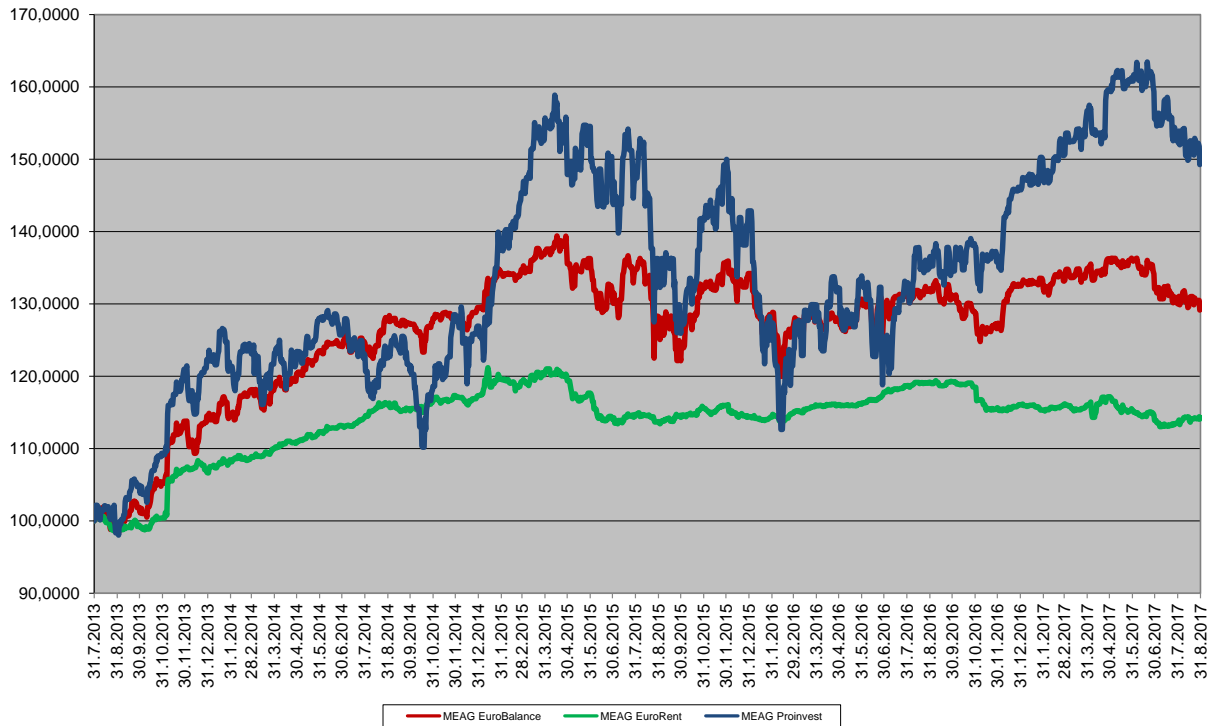
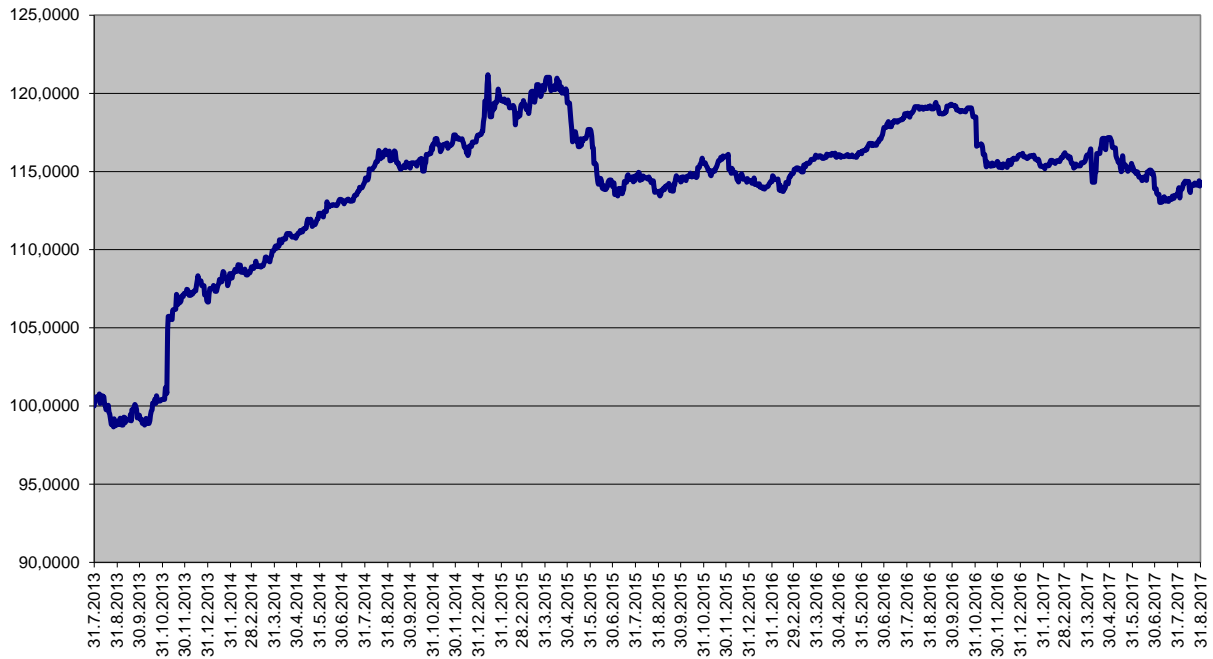
### Jednotkový fond MEAG ProInvest



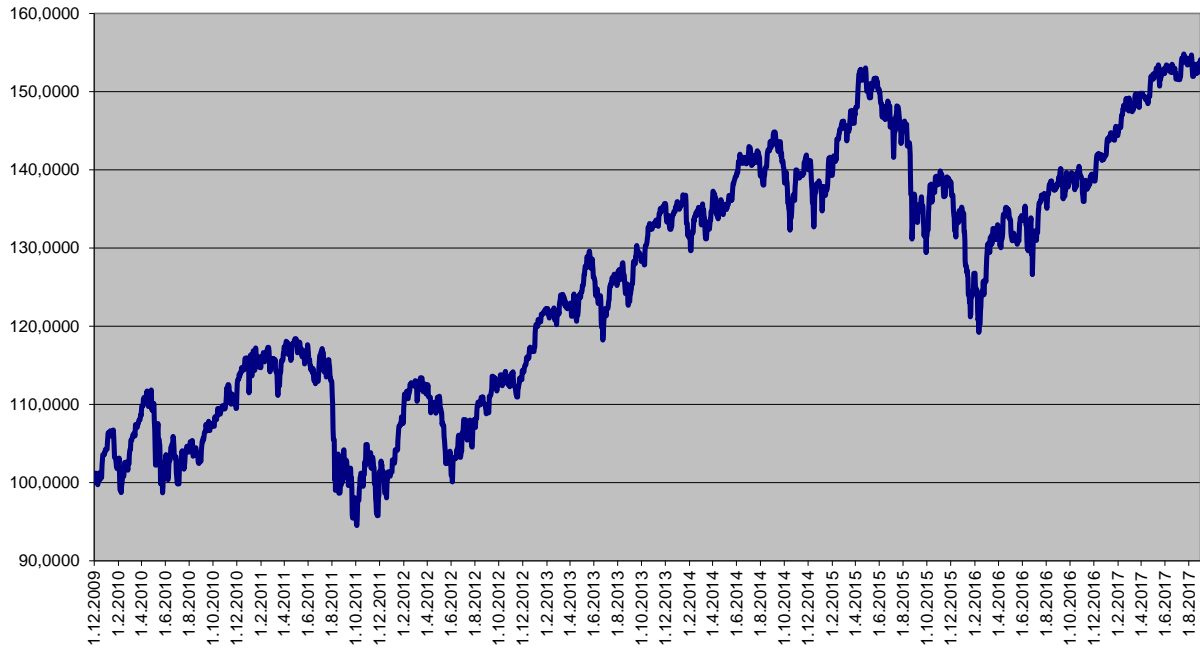
### Jednotkový fond MEAG EuroBalance



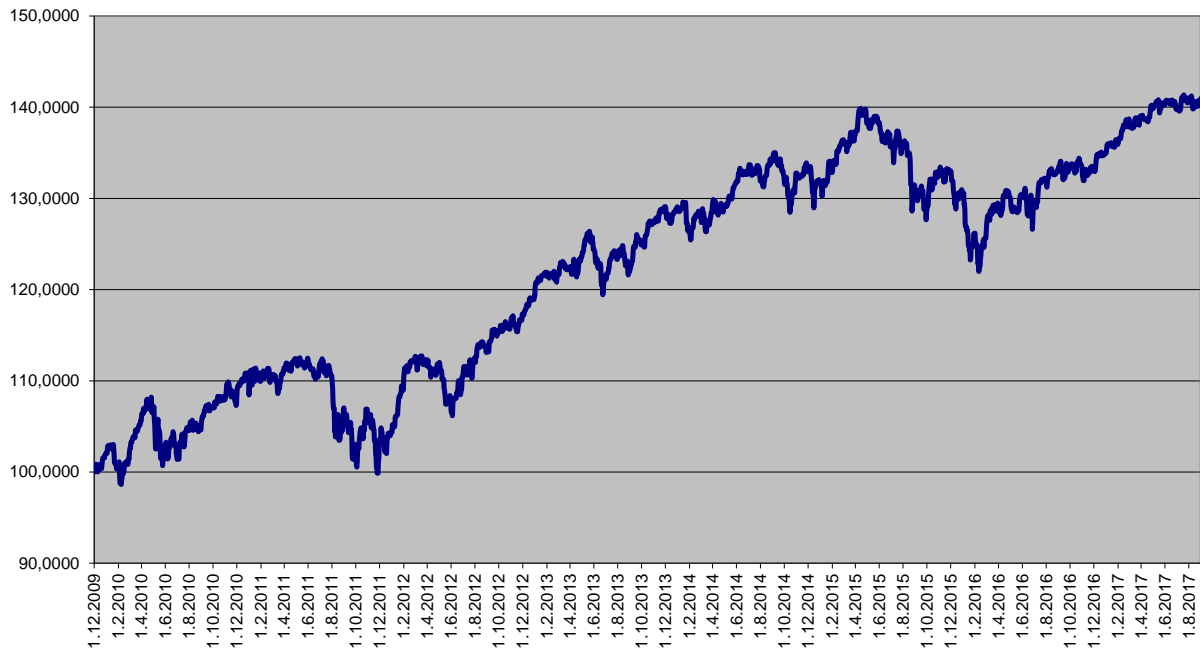
### Jednotkový fond MEAG EuroRent



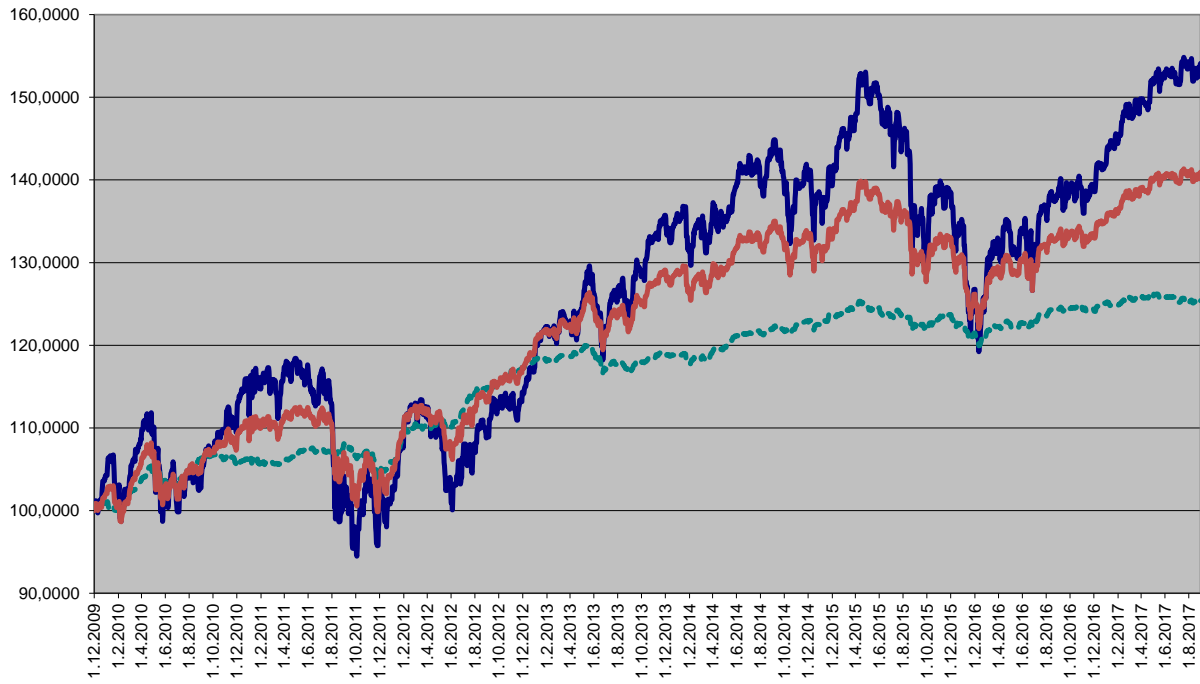
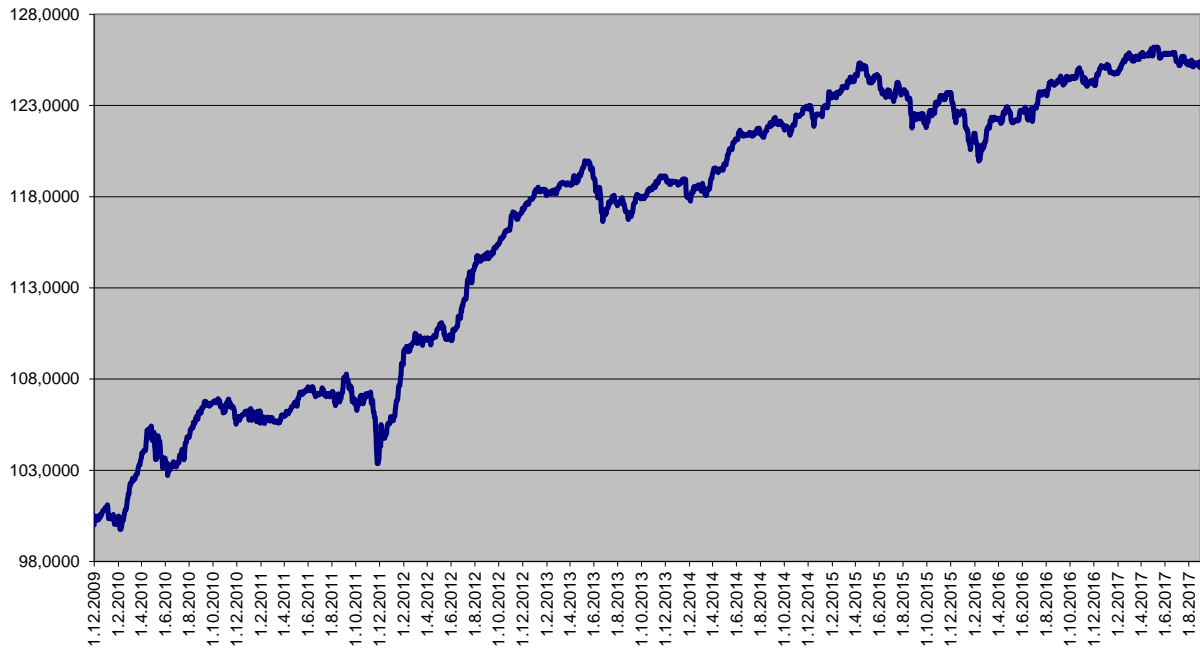
### Dynamická strategie



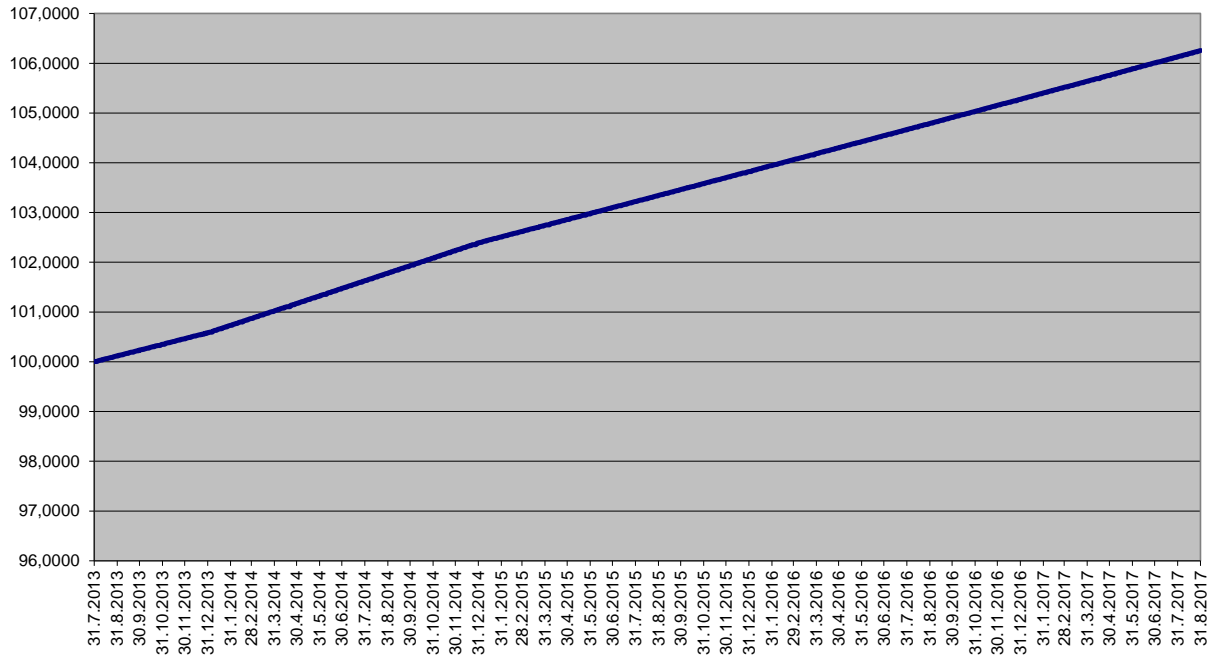
### Vyvážená strategie



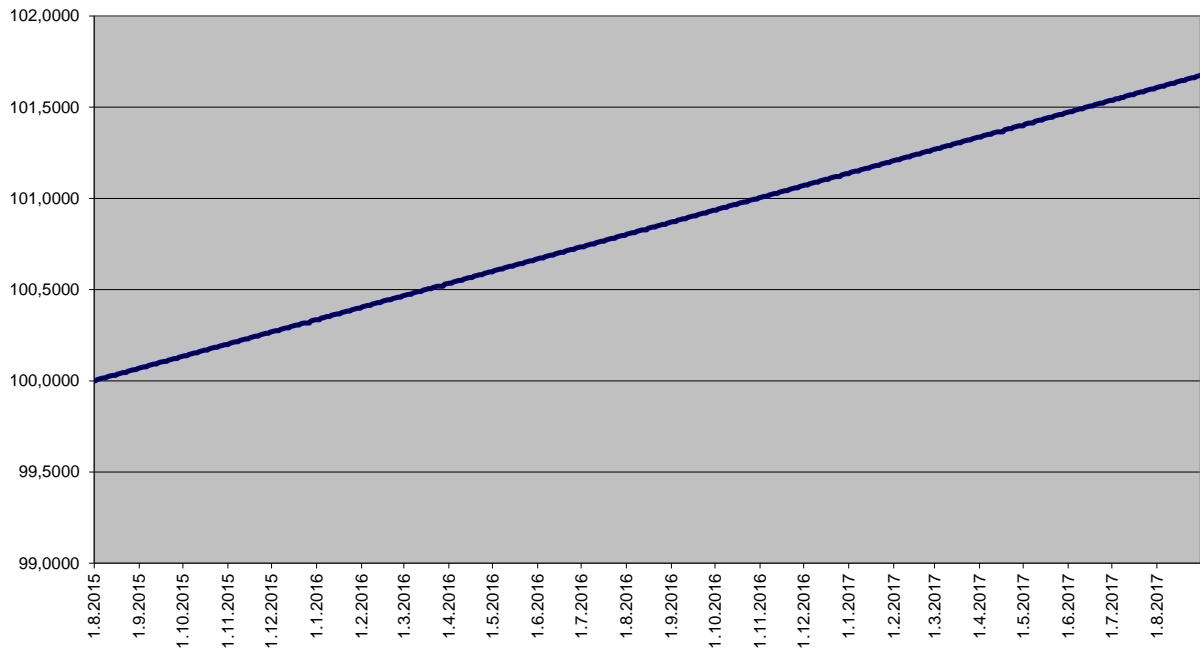
### Konzervativní strategie



### Garantovaný fond



### Garantovaný fond 2015



### Garantovaný fond 2016

