

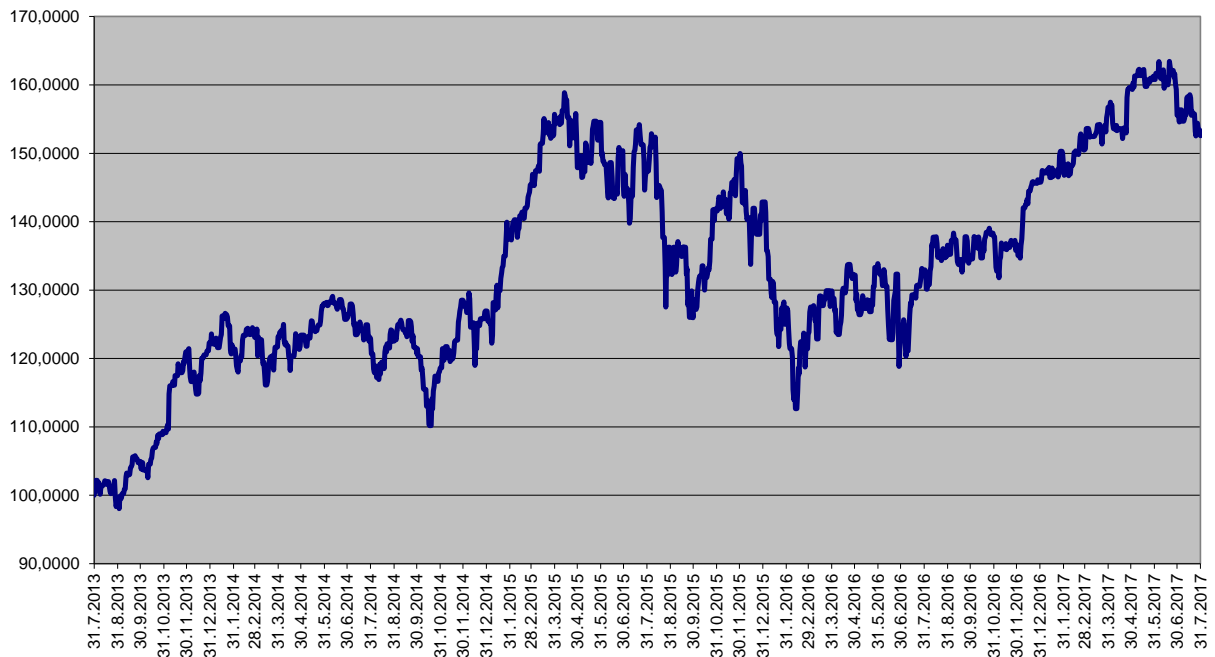
Ceny podílových jednotek
Investiční životní pojištění

| Datum | MEAG EuroBalance | Fond MEAG EuroRent | MEAG Proinvest | Dynamická (Conseq) | Strategie Vyvážená (Conseq) | Konzervativní (Conseq) |
|------------|---------------------|--------------------------|-------------------|-----------------------|-----------------------------------|---------------------------|
| 31.7.2017 | 130,0124 | 113,5503 | 152,5730 | 153,5334 | 140,5483 | 125,2513 |
| 28.7.2017 | 130,5847 | 113,4942 | 153,3882 | 153,4245 | 140,4850 | 125,2311 |
| 27.7.2017 | 130,9687 | 113,3607 | 154,3942 | 154,1099 | 140,8352 | 125,3300 |
| 26.7.2017 | 130,3913 | 113,2861 | 153,6468 | 154,3308 | 140,9870 | 125,4213 |
| 25.7.2017 | 130,1460 | 113,4379 | 152,5458 | 154,0537 | 140,8248 | 125,3381 |
| 24.7.2017 | 130,3873 | 113,4225 | 153,1960 | 153,8338 | 140,7704 | 125,3993 |
| 21.7.2017 | 131,3717 | 113,2146 | 155,7662 | 153,7906 | 140,7472 | 125,4111 |
| 20.7.2017 | 131,8335 | 113,2644 | 156,0930 | 154,5626 | 141,2263 | 125,6780 |
| 19.7.2017 | 131,1589 | 113,0937 | 155,5680 | 154,8233 | 141,3464 | 125,6790 |
| 18.7.2017 | 132,4696 | 113,2519 | 158,0819 | 153,9492 | 140,9332 | 125,6148 |
| 17.7.2017 | 132,4240 | 113,2207 | 158,5575 | 154,4073 | 141,1590 | 125,7032 |
| 14.7.2017 | 132,2274 | 113,1183 | 158,2680 | 154,2831 | 141,0848 | 125,6881 |
| 13.7.2017 | 132,3833 | 113,3882 | 158,0986 | 153,8338 | 140,8413 | 125,6166 |
| 12.7.2017 | 130,7167 | 113,1207 | 155,6731 | 153,0463 | 140,3748 | 125,4035 |
| 11.7.2017 | 131,3951 | 113,2978 | 155,9703 | 152,0096 | 139,8308 | 125,2786 |
| 10.7.2017 | 130,7139 | 113,0557 | 155,1236 | 151,9787 | 139,8216 | 125,2876 |
| 7.7.2017 | 130,7110 | 113,0280 | 154,7008 | 151,5377 | 139,5760 | 125,1918 |
| 4.7.2017 | 132,2408 | 113,5437 | 156,3525 | 151,8330 | 139,8325 | 125,4342 |
| 3.7.2017 | 131,5188 | 113,5872 | 154,5868 | 152,0990 | 139,9598 | 125,4319 |
| 30.6.2017 | 132,0859 | 113,9011 | 155,5641 | 151,5971 | 139,7485 | 125,4015 |
| 31.5.2017 | 136,1149 | 115,3225 | 160,9009 | 152,3110 | 140,2443 | 125,8010 |
| 28.4.2017 | 136,2470 | 117,1657 | 159,6184 | 151,5725 | 139,8177 | 125,7212 |
| 31.3.2017 | 134,9143 | 116,0546 | 156,7290 | 149,4595 | 138,8522 | 125,7848 |
| 28.2.2017 | 133,1473 | 116,1252 | 150,5151 | 147,5343 | 137,8348 | 125,5928 |
| 31.1.2017 | 132,1416 | 115,2928 | 148,3760 | 144,3905 | 135,9312 | 124,7458 |
| 30.12.2016 | 132,4850 | 116,0874 | 145,7698 | 141,8322 | 134,9340 | 125,0333 |
| 30.11.2016 | 127,2029 | 115,6529 | 136,3545 | 139,2420 | 133,4372 | 124,3940 |
| 31.10.2016 | 128,6821 | 118,4931 | 137,8004 | 138,8526 | 133,5137 | 124,7288 |
| 30.9.2016 | 131,0377 | 119,2279 | 134,5494 | 138,6488 | 133,3142 | 124,4277 |
| 31.8.2016 | 132,1168 | 119,1964 | 136,5537 | 138,1610 | 133,0302 | 124,3654 |
| 29.7.2016 | 131,0617 | 118,6286 | 132,3129 | 136,7050 | 132,0652 | 123,6684 |
| 30.6.2016 | 129,4530 | 117,8137 | 123,7990 | 131,8516 | 129,4653 | 122,8210 |
| 31.5.2016 | 130,6579 | 116,1402 | 133,8859 | 134,0235 | 130,4127 | 122,7439 |
| 29.4.2016 | 128,1054 | 116,0777 | 132,1774 | 133,7344 | 130,1276 | 122,6375 |
| 31.3.2016 | 128,9717 | 115,9934 | 129,8884 | 132,6919 | 129,3938 | 122,2760 |
| 29.2.2016 | 126,9956 | 114,9160 | 123,5213 | 125,6923 | 125,6433 | 121,1669 |
| 29.1.2016 | 127,2881 | 114,3432 | 125,0066 | 126,7632 | 126,1561 | 121,4640 |
| 31.12.2015 | 134,2206 | 114,4174 | 142,8792 | 134,4555 | 130,5759 | 122,7060 |
| 30.11.2015 | 135,6177 | 115,9976 | 148,9940 | 137,8775 | 132,7027 | 123,6525 |
| 30.10.2015 | 132,1305 | 115,5483 | 141,5848 | 138,1808 | 132,4828 | 123,1555 |
| 30.9.2015 | 122,1353 | 114,3272 | 125,9485 | 131,3842 | 128,6765 | 121,9898 |
| 31.8.2015 | 128,2265 | 113,7333 | 136,0471 | 136,4205 | 131,2623 | 122,5269 |

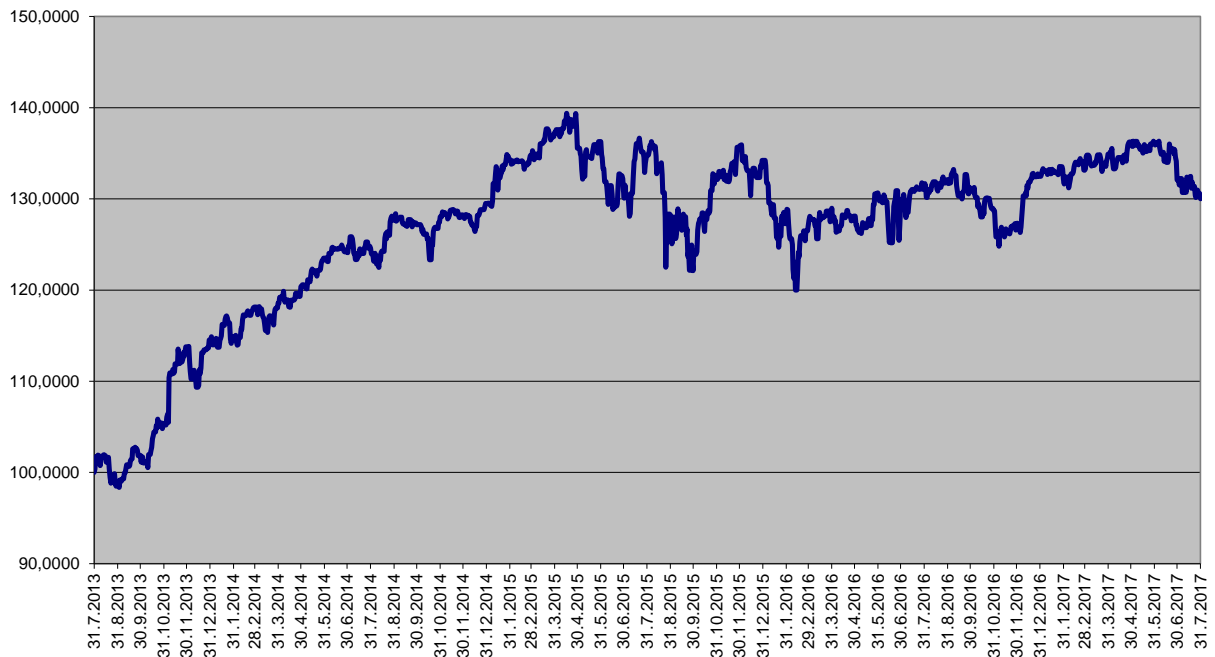
Ceny podílových jednotek
Investiční životní pojištění

| Datum | Garantovaný | Garantovaný 2015 | Garantovaný 2016 |
|------------|-------------|---------------------|---------------------|
| 31.7.2017 | 106,1321 | 101,6064 | 100,5981 |
| 28.7.2017 | 106,1199 | 101,5997 | 100,5907 |
| 27.7.2017 | 106,1159 | 101,5975 | 100,5882 |
| 26.7.2017 | 106,1118 | 101,5953 | 100,5857 |
| 25.7.2017 | 106,1078 | 101,5931 | 100,5833 |
| 24.7.2017 | 106,1038 | 101,5909 | 100,5808 |
| 21.7.2017 | 106,0916 | 101,5842 | 100,5734 |
| 20.7.2017 | 106,0876 | 101,5820 | 100,5709 |
| 19.7.2017 | 106,0836 | 101,5798 | 100,5684 |
| 18.7.2017 | 106,0795 | 101,5776 | 100,5660 |
| 17.7.2017 | 106,0755 | 101,5753 | 100,5635 |
| 14.7.2017 | 106,0634 | 101,5687 | 100,5561 |
| 13.7.2017 | 106,0593 | 101,5665 | 100,5536 |
| 12.7.2017 | 106,0553 | 101,5643 | 100,5512 |
| 11.7.2017 | 106,0512 | 101,5620 | 100,5487 |
| 10.7.2017 | 106,0472 | 101,5598 | 100,5462 |
| 7.7.2017 | 106,0351 | 101,5532 | 100,5388 |
| 4.7.2017 | 106,0230 | 101,5465 | 100,5314 |
| 3.7.2017 | 106,0189 | 101,5443 | 100,5290 |
| 30.6.2017 | 106,0068 | 101,5377 | 100,5215 |
| 31.5.2017 | 105,8857 | 101,4712 | 100,4476 |
| 28.4.2017 | 105,7527 | 101,3981 | 100,3662 |
| 31.3.2017 | 105,6400 | 101,3361 | 100,2973 |
| 28.2.2017 | 105,5153 | 101,2676 | 100,2210 |
| 31.1.2017 | 105,4029 | 101,2057 | 100,1521 |
| 30.12.2016 | 105,2745 | 101,1350 | 100,0735 |
| 30.11.2016 | 105,1546 | 101,0690 | 100,0000 |
| 31.10.2016 | 105,0348 | 101,0030 | |
| 30.9.2016 | 104,9112 | 100,9349 | |
| 31.8.2016 | 104,7917 | 100,8690 | |
| 29.7.2016 | 104,6604 | 100,7965 | |
| 30.6.2016 | 104,5452 | 100,7329 | |
| 31.5.2016 | 104,4261 | 100,6671 | |
| 29.4.2016 | 104,2993 | 100,5970 | |
| 31.3.2016 | 104,1844 | 100,5335 | |
| 29.2.2016 | 104,0618 | 100,4657 | |
| 29.1.2016 | 103,9394 | 100,3979 | |
| 31.12.2015 | 103,8249 | 100,3346 | |
| 30.11.2015 | 103,7024 | 100,2667 | |
| 30.10.2015 | 103,5800 | 100,1989 | |
| 30.9.2015 | 103,4617 | 100,1333 | |
| 31.8.2015 | 103,3436 | 100,0677 | |

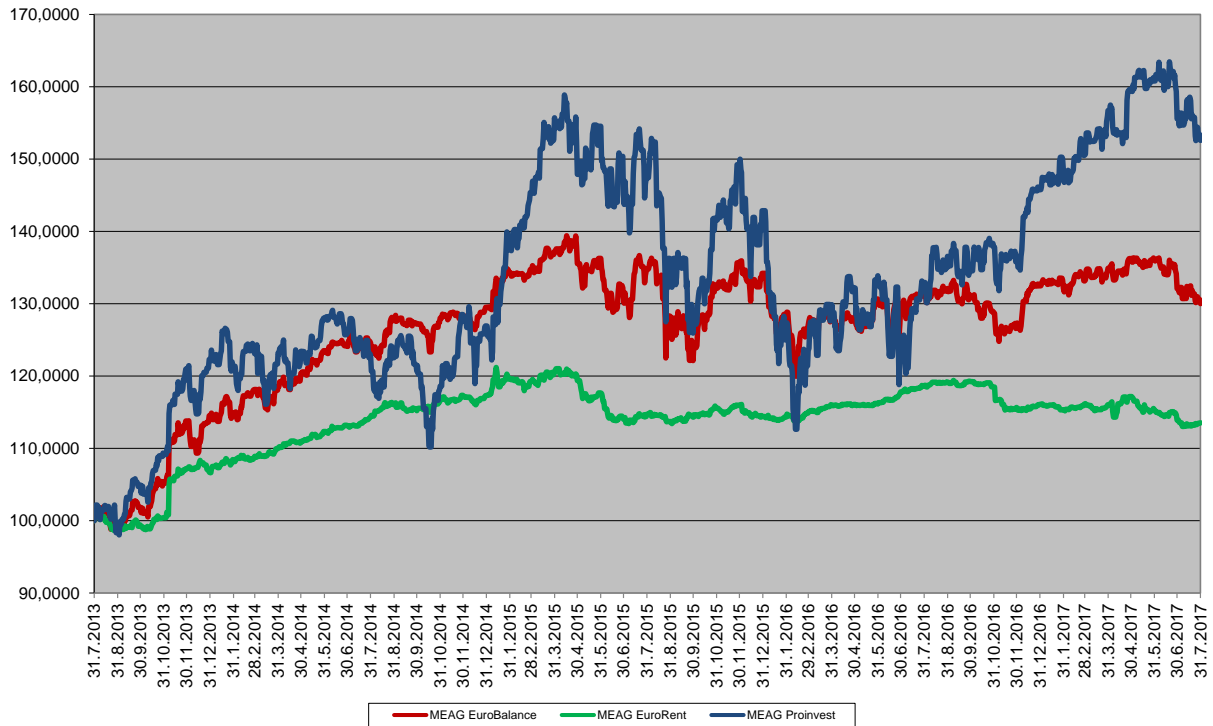
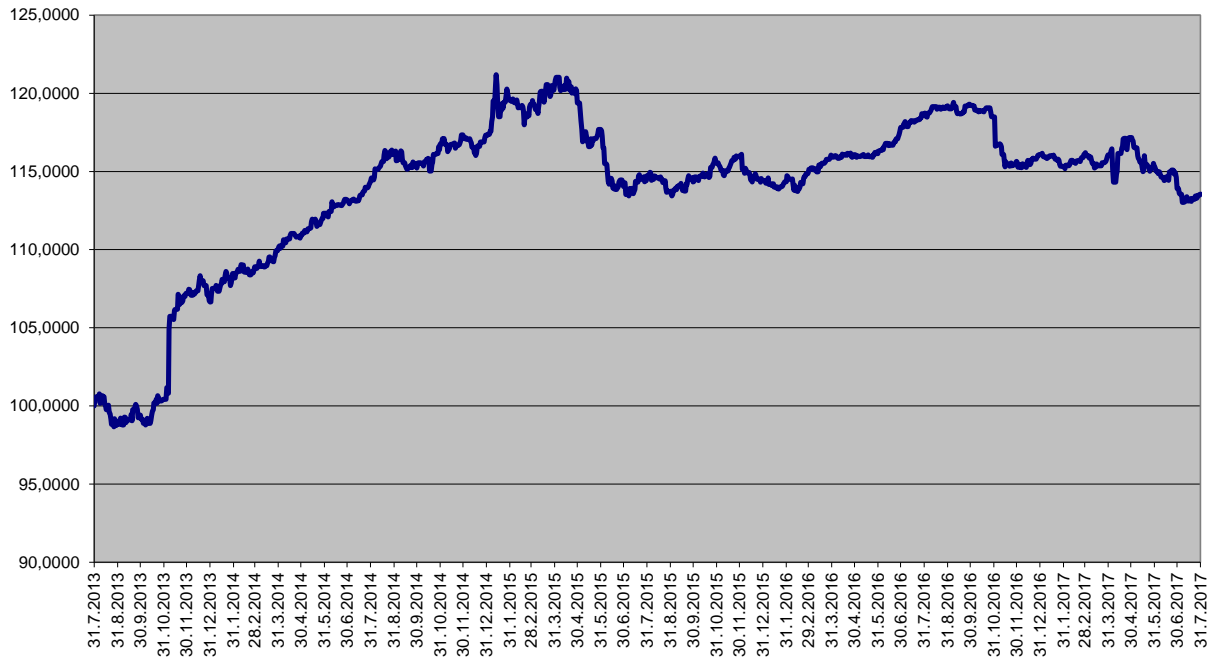
Jednotkový fond MEAG ProInvest



Jednotkový fond MEAG EuroBalance

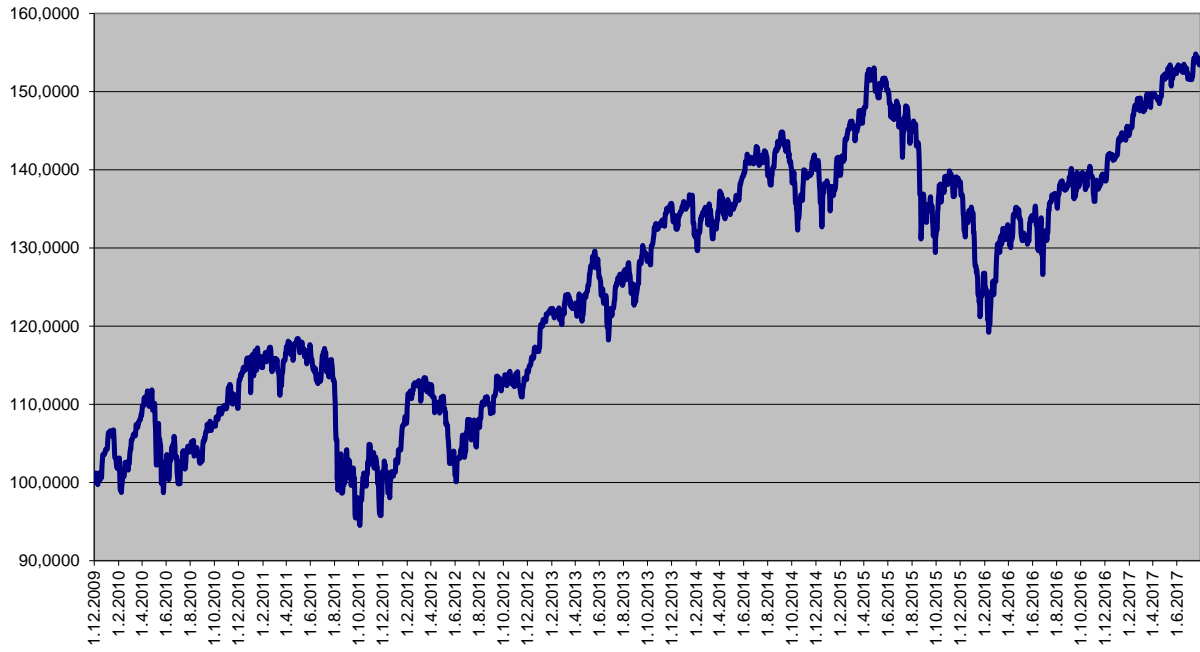


Jednotkový fond MEAG EuroRent

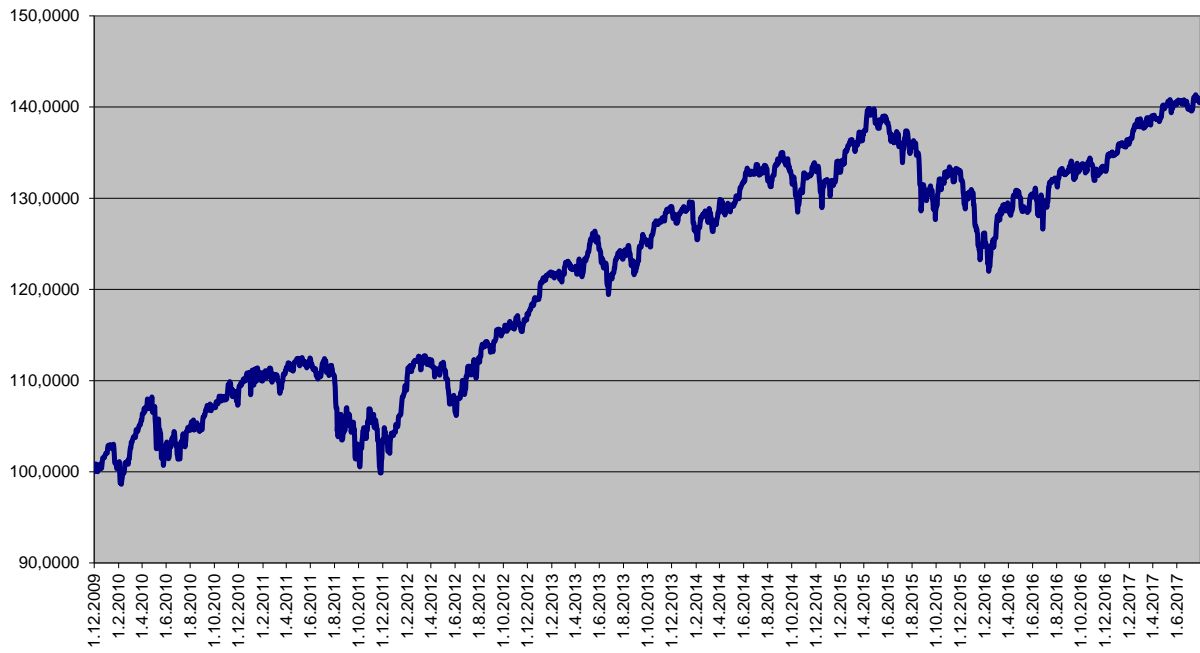


— MEAG EuroBalance — MEAG EuroRent — MEAG Proinvest

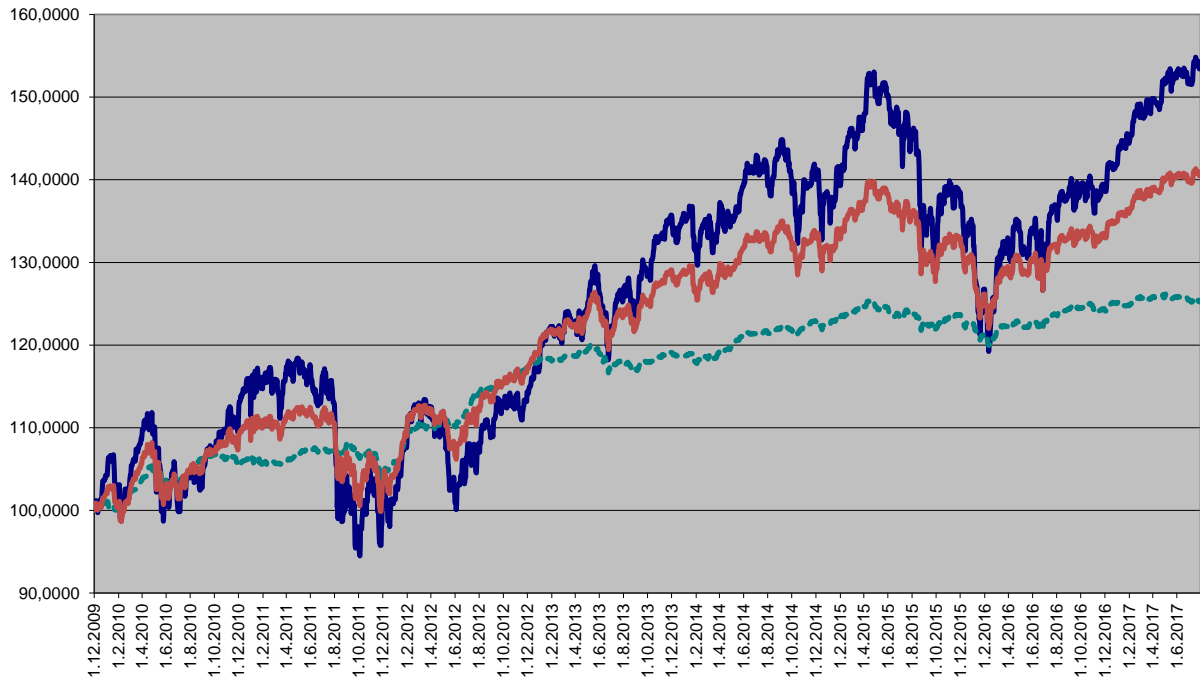
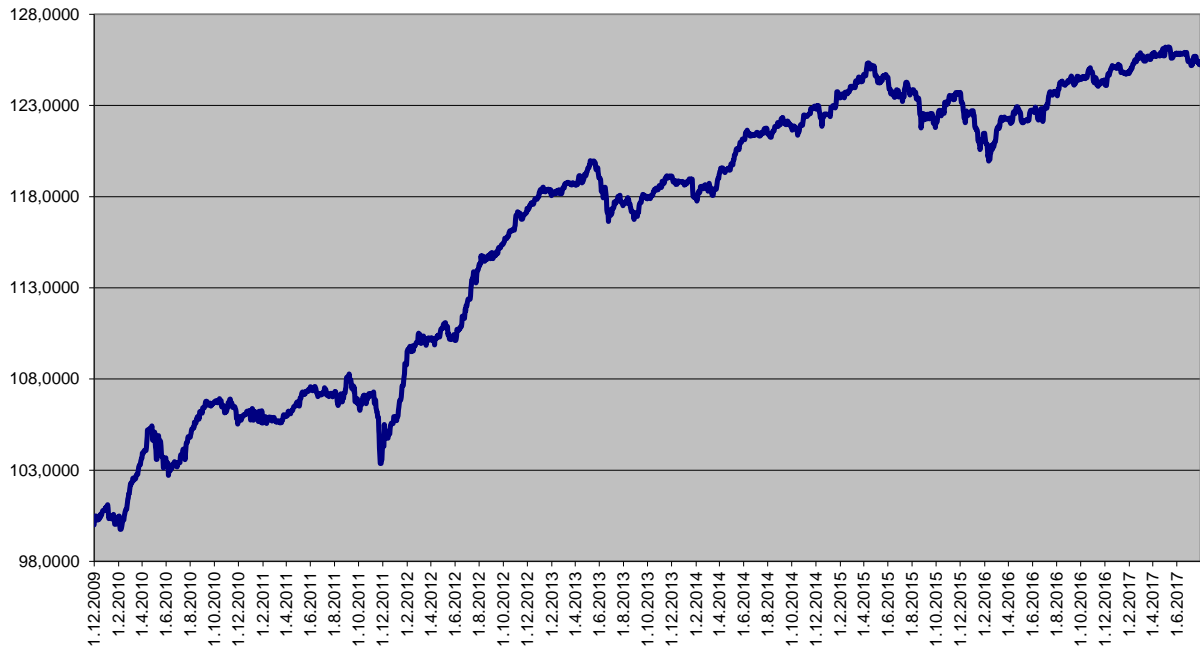
Dynamická strategie



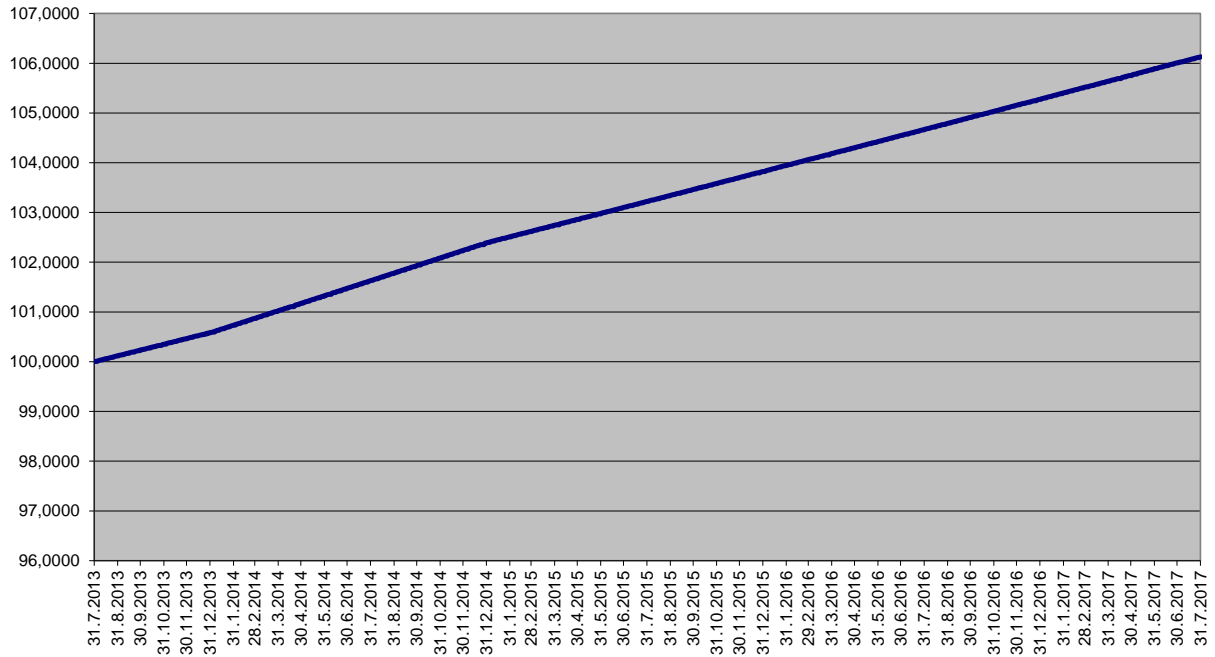
Vyvážená strategie



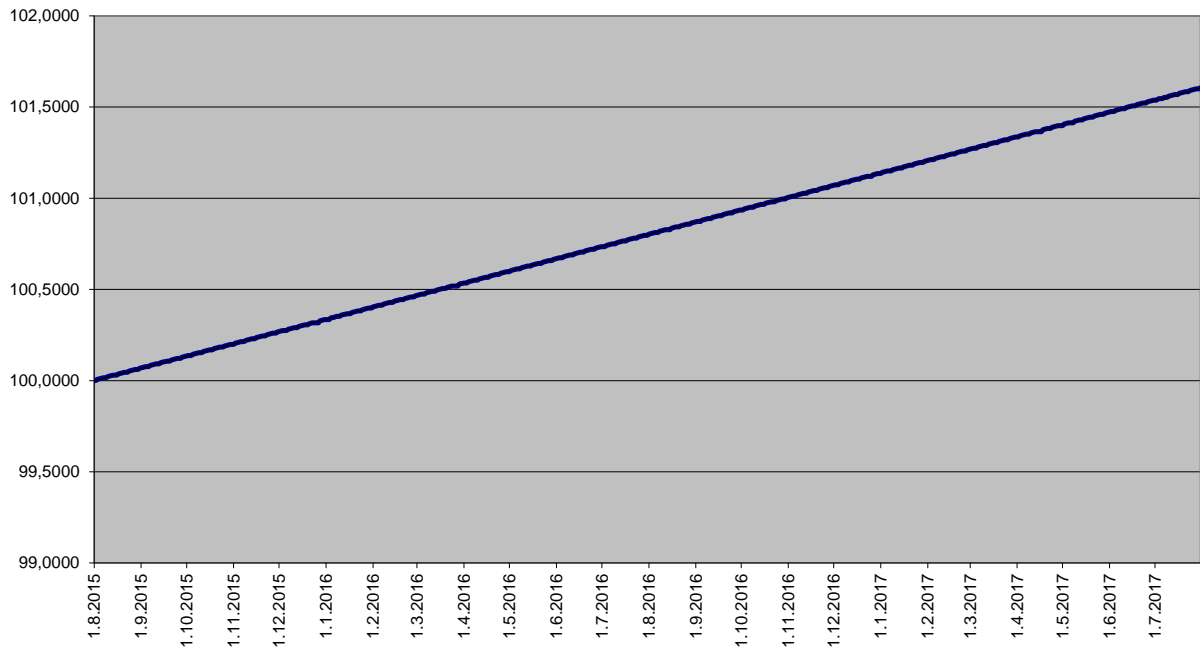
Konzervativní strategie



Garantovaný fond



Garantovaný fond 2015



Garantovaný fond 2016

