

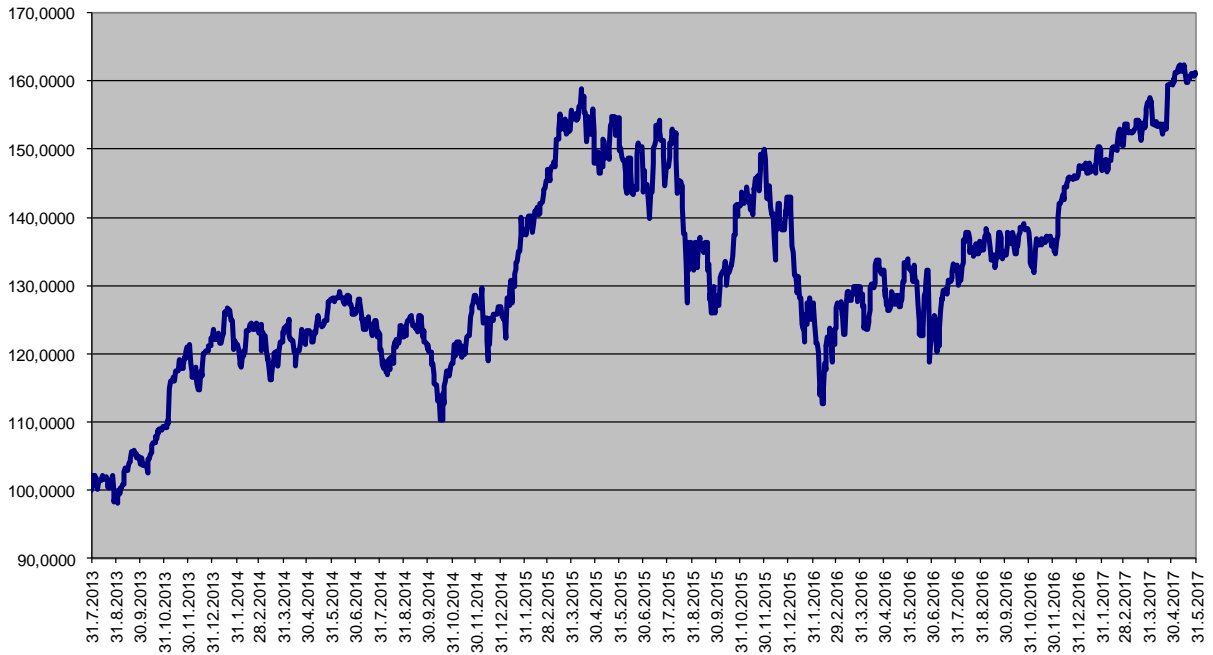
Ceny podílových jednotek
Investiční životní pojištění

Datum	MEAG EuroBalance	Fond MEAG EuroRent	MEAG Proinvest	Dynamická (Conseq)	Strategie Vyvážená (Conseq)	Konzervativní (Conseq)
31.5.2017	136,1149	115,3225	160,9009	152,3110	140,2443	125,8010
30.5.2017	136,3227	115,5189	161,2756	152,7005	140,4415	125,8648
29.5.2017	136,0962	115,3139	160,7729	152,6691	140,4080	125,8090
26.5.2017	136,0242	115,2028	160,9923	152,8091	140,4644	125,7971
25.5.2017	135,2962	115,0199	160,4292	152,5931	140,3596	125,7877
24.5.2017	135,5779	115,2594	160,7633	152,3379	140,2260	125,7687
23.5.2017	135,6067	115,3248	160,2227	152,0500	140,0573	125,6775
22.5.2017	135,7285	115,3836	160,7291	152,0121	140,0349	125,6475
19.5.2017	135,2039	115,4490	159,7757	151,6290	139,8056	125,5943
18.5.2017	135,9639	116,0153	161,0475	150,7131	139,3785	125,5923
17.5.2017	135,1843	115,0548	162,2535	151,7032	139,9271	125,7661
16.5.2017	135,0116	114,9895	162,2071	153,2291	140,6907	125,9787
15.5.2017	135,2912	115,2442	162,0565	153,4329	140,8282	126,0970
12.5.2017	135,4418	115,5897	161,3672	152,8865	140,6062	126,1838
11.5.2017	135,8832	115,7729	162,2914	152,8721	140,5979	126,2104
10.5.2017	135,9424	115,8351	162,1579	153,0075	140,6528	126,1949
9.5.2017	135,8292	116,0029	161,6121	152,6374	140,4647	126,1493
5.5.2017	136,3164	116,5188	161,3065	152,0711	140,2248	126,1117
4.5.2017	135,8281	116,5503	159,6730	151,7154	140,0716	126,1202
3.5.2017	136,3355	116,9480	160,2787	151,8097	140,1728	126,2001
2.5.2017	135,7534	117,0351	159,3476	152,2911	140,2191	125,8632
28.4.2017	136,2470	117,1657	159,6184	151,5725	139,8177	125,7212
31.3.2017	134,9143	116,0546	156,7290	149,4595	138,8522	125,7848
28.2.2017	133,1473	116,1252	150,5151	147,5343	137,8348	125,5928
31.1.2017	132,1416	115,2928	148,3760	144,3905	135,9312	124,7458
30.12.2016	132,4850	116,0874	145,7698	141,8322	134,9340	125,0333
30.11.2016	127,2029	115,6529	136,3545	139,2420	133,4372	124,3940
31.10.2016	128,6821	118,4931	137,8004	138,8526	133,5137	124,7288
30.9.2016	131,0377	119,2279	134,5494	138,6488	133,3142	124,4277
31.8.2016	132,1168	119,1964	136,5537	138,1610	133,0302	124,3654
29.7.2016	131,0617	118,6286	132,3129	136,7050	132,0652	123,6684
30.6.2016	129,4530	117,8137	123,7990	131,8516	129,4653	122,8210
31.5.2016	130,6579	116,1402	133,8859	134,0235	130,4127	122,7439
29.4.2016	128,1054	116,0777	132,1774	133,7344	130,1276	122,6375
31.3.2016	128,9717	115,9934	129,8884	132,6919	129,3938	122,2760
29.2.2016	126,9956	114,9160	123,5213	125,6923	125,6433	121,1669
29.1.2016	127,2881	114,3432	125,0066	126,7632	126,1561	121,4640
31.12.2015	134,2206	114,4174	142,8792	134,4555	130,5759	122,7060
30.11.2015	135,6177	115,9976	148,9940	137,8775	132,7027	123,6525
30.10.2015	132,1305	115,5483	141,5848	138,1808	132,4828	123,1555
30.9.2015	122,1353	114,3272	125,9485	131,3842	128,6765	121,9898
31.8.2015	128,2265	113,7333	136,0471	136,4205	131,2623	122,5269
31.7.2015	134,7991	114,7356	147,4131	145,7260	136,0698	123,8390
30.6.2015	130,9451	114,0394	145,1331	145,6498	135,7243	123,4672

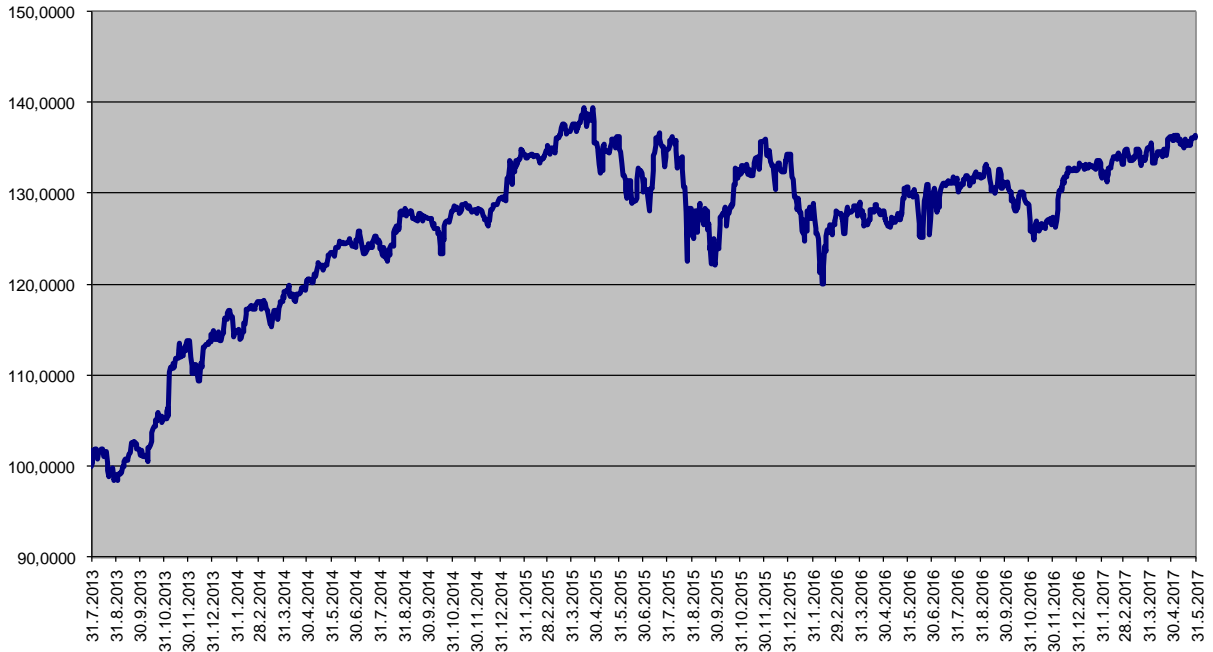
Ceny podílových jednotek
Investiční životní pojištění

Datum	Garantovaný	Garantovaný 2015	Garantovaný 2016
31.5.2017	105,8857	101,4712	100,4476
30.5.2017	105,8817	101,4690	100,4451
29.5.2017	105,8777	101,4667	100,4426
26.5.2017	105,8656	101,4601	100,4352
25.5.2017	105,8615	101,4579	100,4328
24.5.2017	105,8575	101,4557	100,4303
23.5.2017	105,8535	101,4535	100,4278
22.5.2017	105,8494	101,4512	100,4254
19.5.2017	105,8374	101,4446	100,4180
18.5.2017	105,8333	101,4424	100,4155
17.5.2017	105,8293	101,4402	100,4130
16.5.2017	105,8253	101,4380	100,4106
15.5.2017	105,8212	101,4357	100,4081
12.5.2017	105,8091	101,4291	100,4007
11.5.2017	105,8051	101,4269	100,3982
10.5.2017	105,8011	101,4247	100,3958
9.5.2017	105,7970	101,4225	100,3933
5.5.2017	105,7809	101,4136	100,3835
4.5.2017	105,7769	101,4114	100,3810
3.5.2017	105,7729	101,4092	100,3785
2.5.2017	105,7688	101,4070	100,3761
28.4.2017	105,7527	101,3981	100,3662
31.3.2017	105,6400	101,3361	100,2973
28.2.2017	105,5153	101,2676	100,2210
31.1.2017	105,4029	101,2057	100,1521
30.12.2016	105,2745	101,1350	100,0735
30.11.2016	105,1546	101,0690	100,0000
31.10.2016	105,0348	101,0030	
30.9.2016	104,9112	100,9349	
31.8.2016	104,7917	100,8690	
29.7.2016	104,6604	100,7965	
30.6.2016	104,5452	100,7329	
31.5.2016	104,4261	100,6671	
29.4.2016	104,2993	100,5970	
31.3.2016	104,1844	100,5335	
29.2.2016	104,0618	100,4657	
29.1.2016	103,9394	100,3979	
31.12.2015	103,8249	100,3346	
30.11.2015	103,7024	100,2667	
30.10.2015	103,5800	100,1989	
30.9.2015	103,4617	100,1333	
31.8.2015	103,3436	100,0677	
31.7.2015	103,2216		
30.6.2015	103,0998		

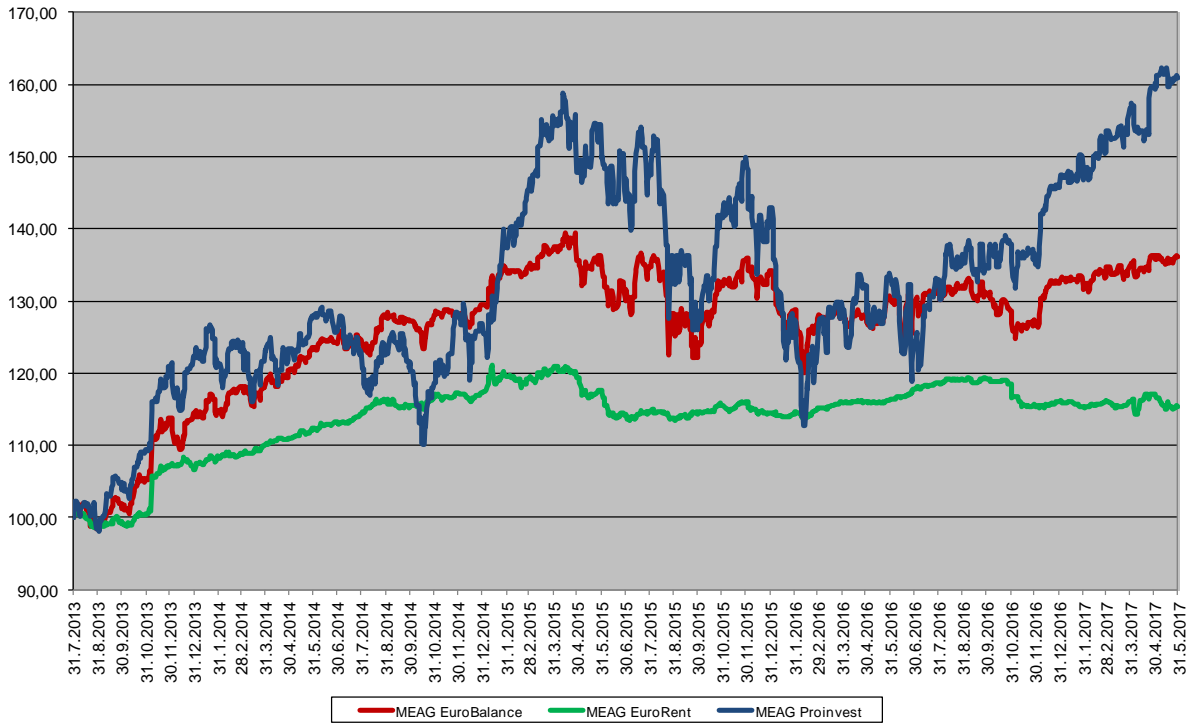
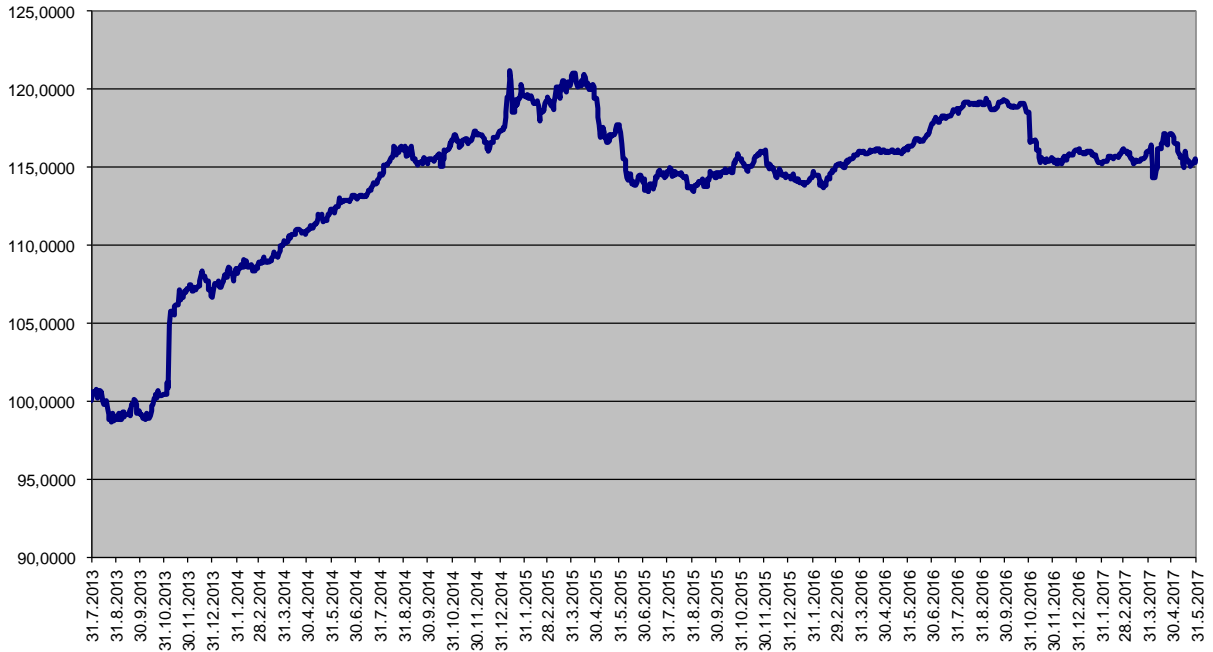
Jednotkový fond MEAG ProInvest



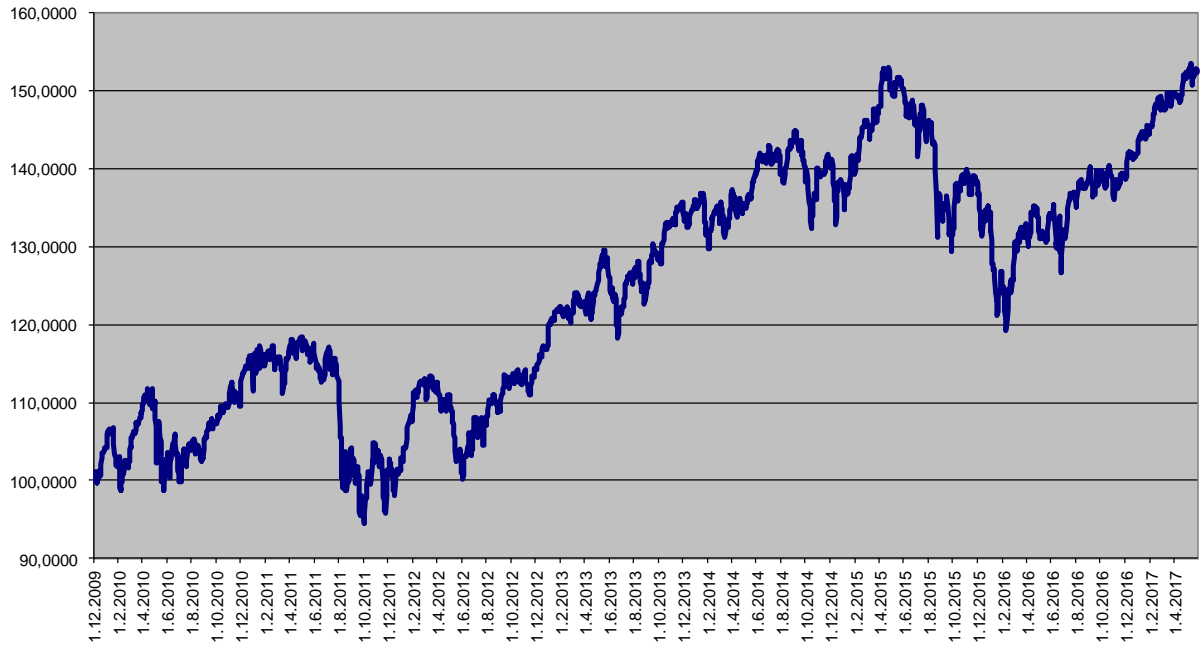
Jednotkový fond MEAG EuroBalance



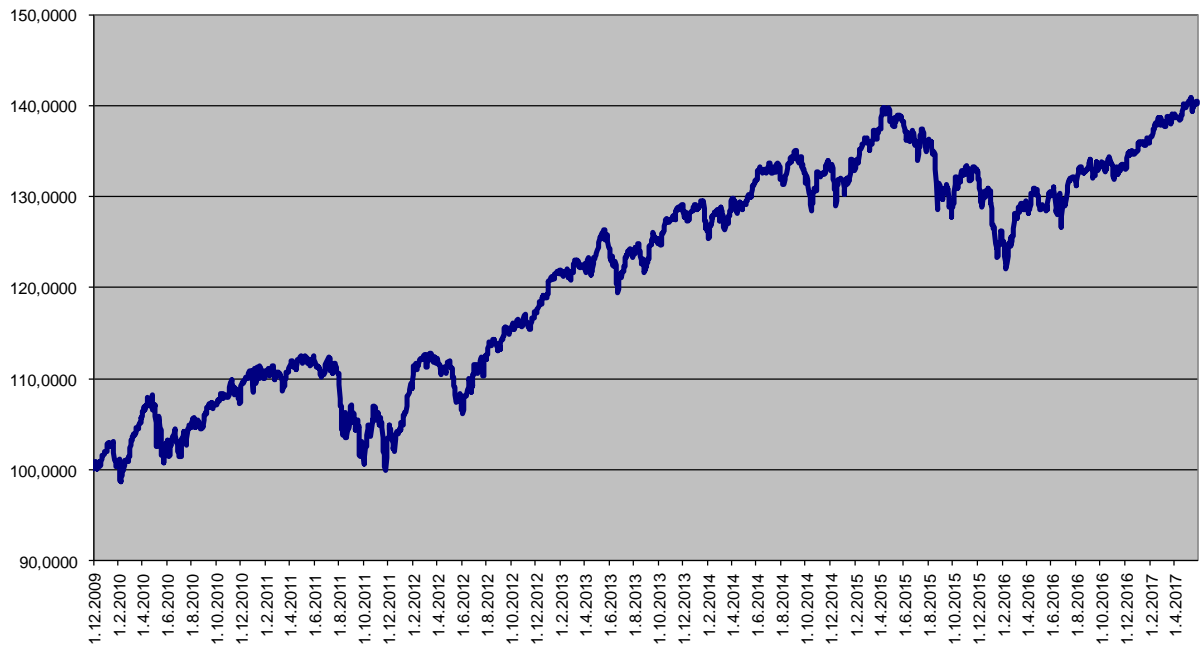
Jednotkový fond MEAG EuroRent



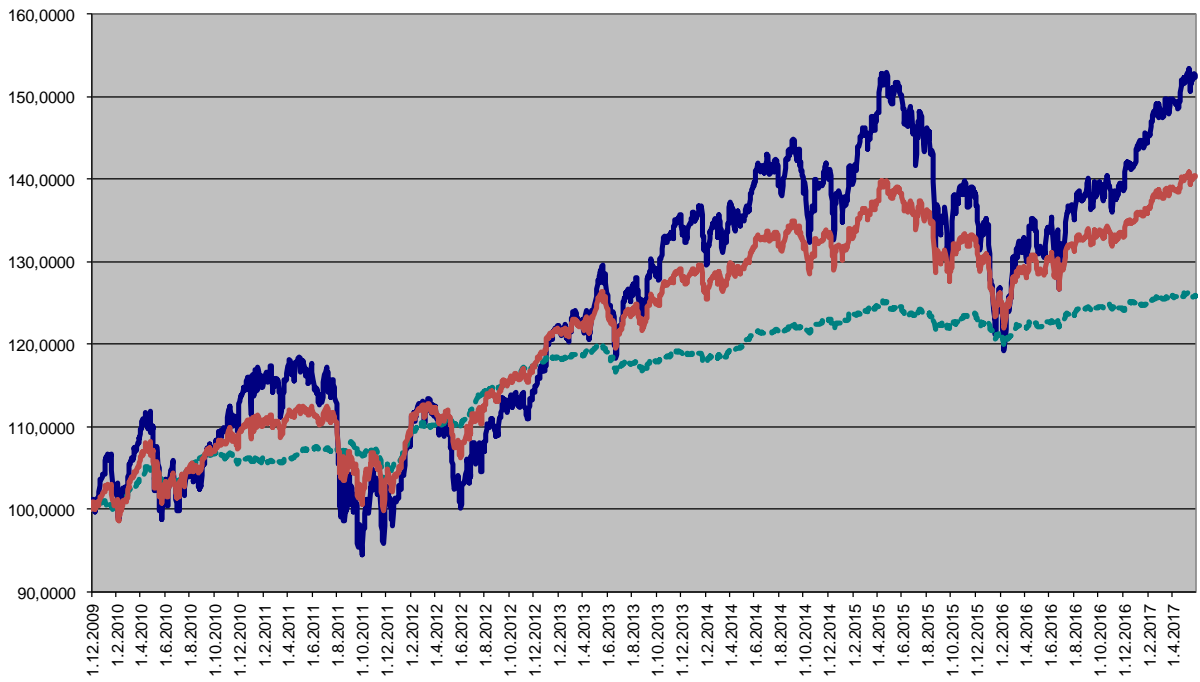
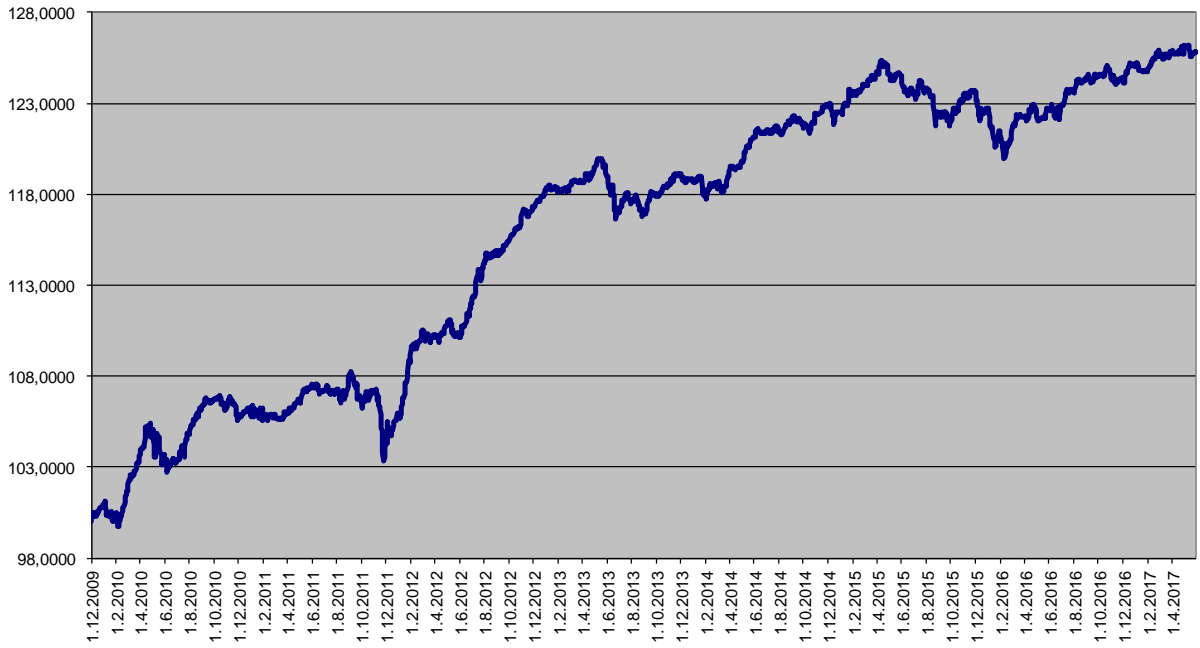
Dynamická strategie



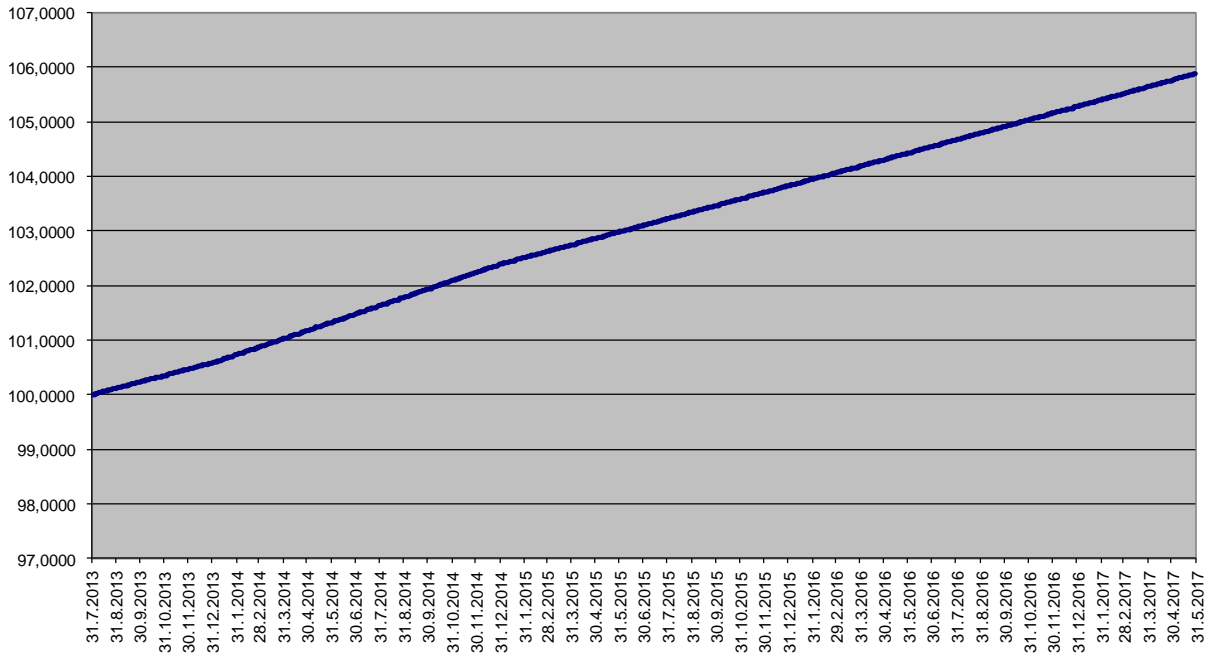
Vyvážená strategie



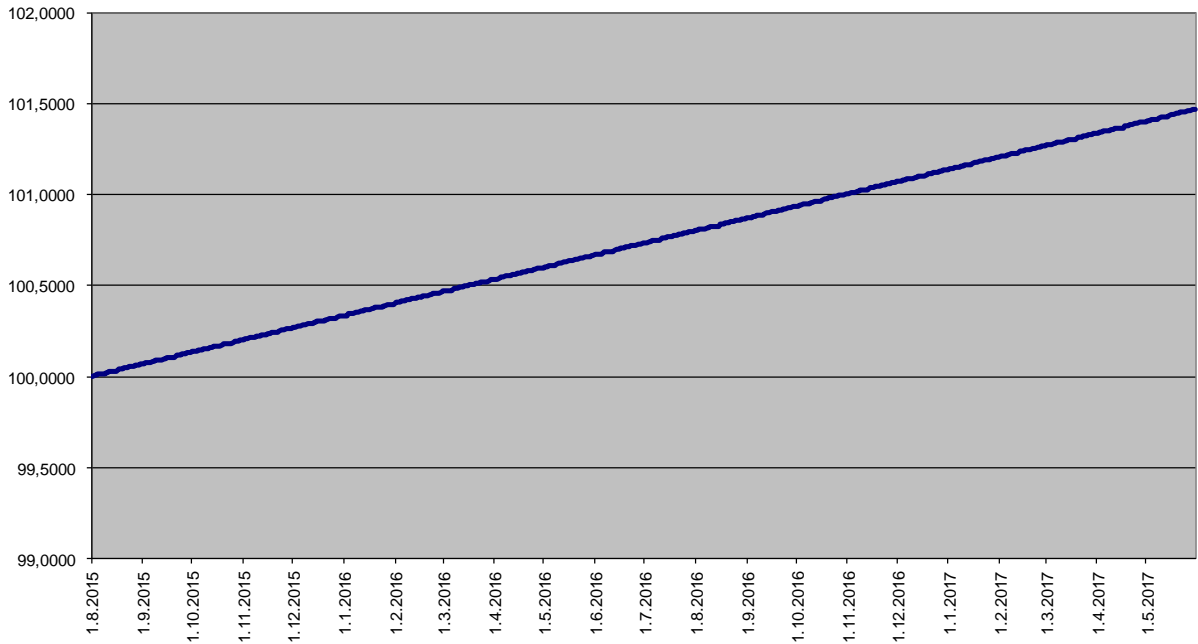
Konzervativní strategie



Garantovaný fond



Garantovaný fond 2015



Garantovaný fond 2016

