

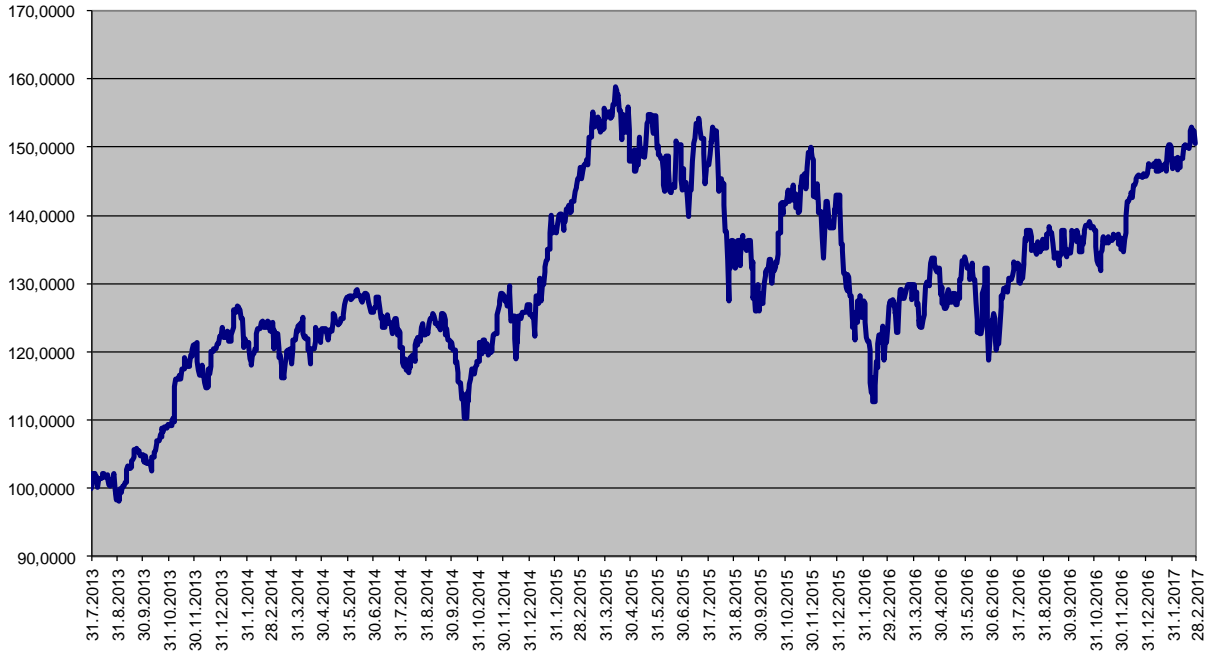
Ceny podílových jednotek  
Investiční životní pojištění

Datum	MEAG EuroBalance	Fond MEAG EuroRent	MEAG Proinvest	Dynamická (Conseq)	Strategie Vyvážená (Conseq)	Konzervativní (Conseq)
28.2.2017	133,1473	116,1252	150,5151	147,5343	137,8348	125,5928
27.2.2017	133,1718	116,0874	150,4871	147,9324	138,0579	125,6609
24.2.2017	134,0549	115,8982	152,3180	148,1026	138,1427	125,6841
23.2.2017	134,1775	115,7468	152,8504	148,9654	138,6027	125,7676
22.2.2017	134,4228	115,6333	152,4301	149,1394	138,6524	125,7389
21.2.2017	134,1039	115,7090	150,6926	149,0460	138,5452	125,6618
20.2.2017	133,7360	115,7090	149,8145	148,1840	138,0838	125,5079
17.2.2017	134,0058	115,6711	149,9173	147,7739	137,8226	125,4011
16.2.2017	134,0303	115,5198	150,3657	148,1626	138,0085	125,4106
15.2.2017	133,8096	115,5955	150,0574	148,2581	138,0827	125,4967
14.2.2017	133,5398	115,5955	150,1228	147,7411	137,8275	125,4455
13.2.2017	132,9510	115,5955	148,5348	147,7539	137,7796	125,3370
10.2.2017	132,7303	115,7090	148,2265	147,0292	137,4272	125,2769
9.2.2017	132,1170	115,5955	146,9655	146,3260	137,0583	125,1640
8.2.2017	131,6510	115,4063	147,1149	145,5033	136,6214	125,0353
7.2.2017	131,2094	115,3684	146,7133	145,3606	136,5448	125,0471
6.2.2017	132,4114	115,4063	148,4507	145,4670	136,6412	125,0771
3.2.2017	132,2397	115,4063	148,1425	145,5230	136,5622	124,9349
2.2.2017	132,4604	115,1792	148,2546	144,8420	136,2087	124,8344
1.2.2017	131,6264	115,2928	146,7693	144,9313	136,2172	124,8048
31.1.2017	132,1416	115,2928	148,3760	144,3905	135,9312	124,7458
30.12.2016	132,4850	116,0874	145,7698	141,8322	134,9340	125,0333
30.11.2016	127,2029	115,6529	136,3545	139,2420	133,4372	124,3940
31.10.2016	128,6821	118,4931	137,8004	138,8526	133,5137	124,7288
30.9.2016	131,0377	119,2279	134,5494	138,6488	133,3142	124,4277
31.8.2016	132,1168	119,1964	136,5537	138,1610	133,0302	124,3654
29.7.2016	131,0617	118,6286	132,3129	136,7050	132,0652	123,6684
30.6.2016	129,4530	117,8137	123,7990	131,8516	129,4653	122,8210
31.5.2016	130,6579	116,1402	133,8859	134,0235	130,4127	122,7439
29.4.2016	128,1054	116,0777	132,1774	133,7344	130,1276	122,6375
31.3.2016	128,9717	115,9934	129,8884	132,6919	129,3938	122,2760
29.2.2016	126,9956	114,9160	123,5213	125,6923	125,6433	121,1669
29.1.2016	127,2881	114,3432	125,0066	126,7632	126,1561	121,4640
31.12.2015	134,2206	114,4174	142,8792	134,4555	130,5759	122,7060
30.11.2015	135,6177	115,9976	148,9940	137,8775	132,7027	123,6525
30.10.2015	132,1305	115,5483	141,5848	138,1808	132,4828	123,1555
30.9.2015	122,1353	114,3272	125,9485	131,3842	128,6765	121,9898
31.8.2015	128,2265	113,7333	136,0471	136,4205	131,2623	122,5269
31.7.2015	134,7991	114,7356	147,4131	145,7260	136,0698	123,8390
30.6.2015	130,9451	114,0394	145,1331	145,6498	135,7243	123,4672
29.5.2015	136,2814	117,6828	154,5301	150,1724	138,2573	124,5201
30.4.2015	135,5591	119,3819	147,8981	150,0385	138,2358	124,6268
31.3.2015	137,2522	120,5141	155,7013	147,0266	136,9728	124,6263

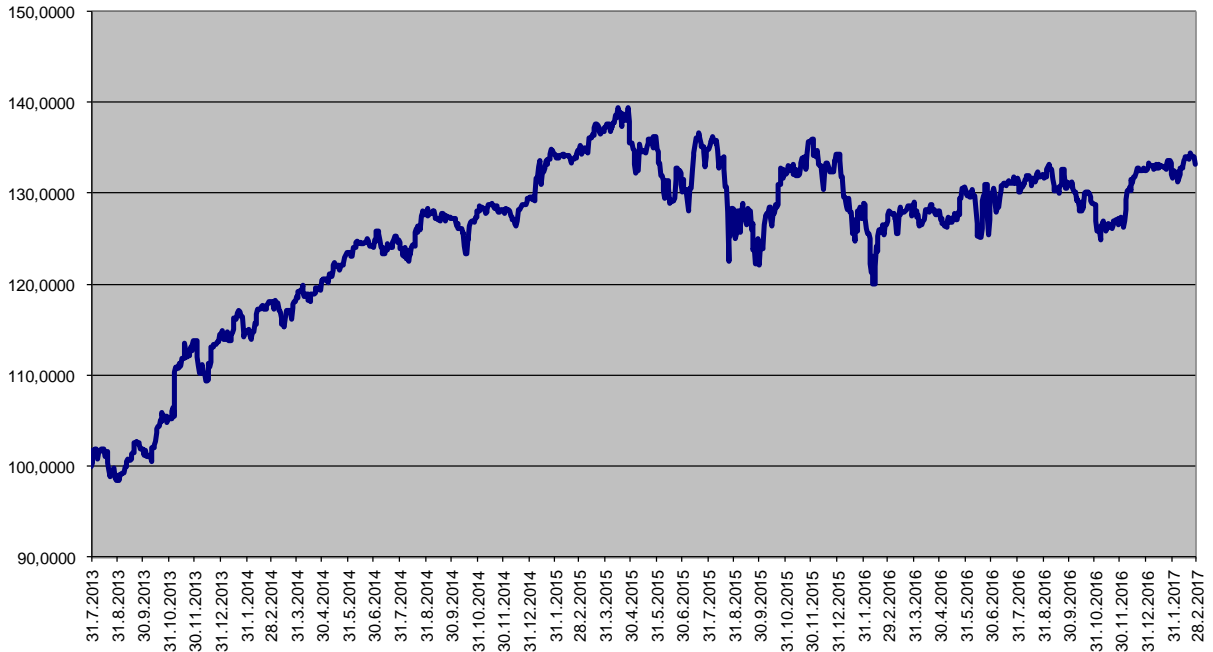
Ceny podílových jednotek  
**Investiční životní pojištění**

Datum	Garantovaný	Garantovaný 2015	Garantovaný 2016
28.2.2017	105,5153	101,2676	100,2210
27.2.2017	105,5113	101,2654	100,2185
24.2.2017	105,4993	101,2587	100,2111
23.2.2017	105,4952	101,2565	100,2087
22.2.2017	105,4912	101,2543	100,2062
21.2.2017	105,4872	101,2521	100,2037
20.2.2017	105,4832	101,2499	100,2013
17.2.2017	105,4711	101,2433	100,1939
16.2.2017	105,4671	101,2411	100,1914
15.2.2017	105,4631	101,2389	100,1890
14.2.2017	105,4591	101,2366	100,1865
13.2.2017	105,4551	101,2344	100,1841
10.2.2017	105,4430	101,2278	100,1767
9.2.2017	105,4390	101,2256	100,1742
8.2.2017	105,4350	101,2234	100,1718
7.2.2017	105,4310	101,2212	100,1693
6.2.2017	105,4270	101,2190	100,1669
3.2.2017	105,4149	101,2123	100,1595
2.2.2017	105,4109	101,2101	100,1570
1.2.2017	105,4069	101,2079	100,1546
31.1.2017	105,4029	101,2057	100,1521
30.12.2016	105,2745	101,1350	100,0735
30.11.2016	105,1546	101,0690	100,0000
31.10.2016	105,0348	101,0030	
30.9.2016	104,9112	100,9349	
31.8.2016	104,7917	100,8690	
29.7.2016	104,6604	100,7965	
30.6.2016	104,5452	100,7329	
31.5.2016	104,4261	100,6671	
29.4.2016	104,2993	100,5970	
31.3.2016	104,1844	100,5335	
29.2.2016	104,0618	100,4657	
29.1.2016	103,9394	100,3979	
31.12.2015	103,8249	100,3346	
30.11.2015	103,7024	100,2667	
30.10.2015	103,5800	100,1989	
30.9.2015	103,4617	100,1333	
31.8.2015	103,3436	100,0677	
31.7.2015	103,2216		
30.6.2015	103,0998		
29.5.2015	102,9703		
30.4.2015	102,8605		
31.3.2015	102,7431		

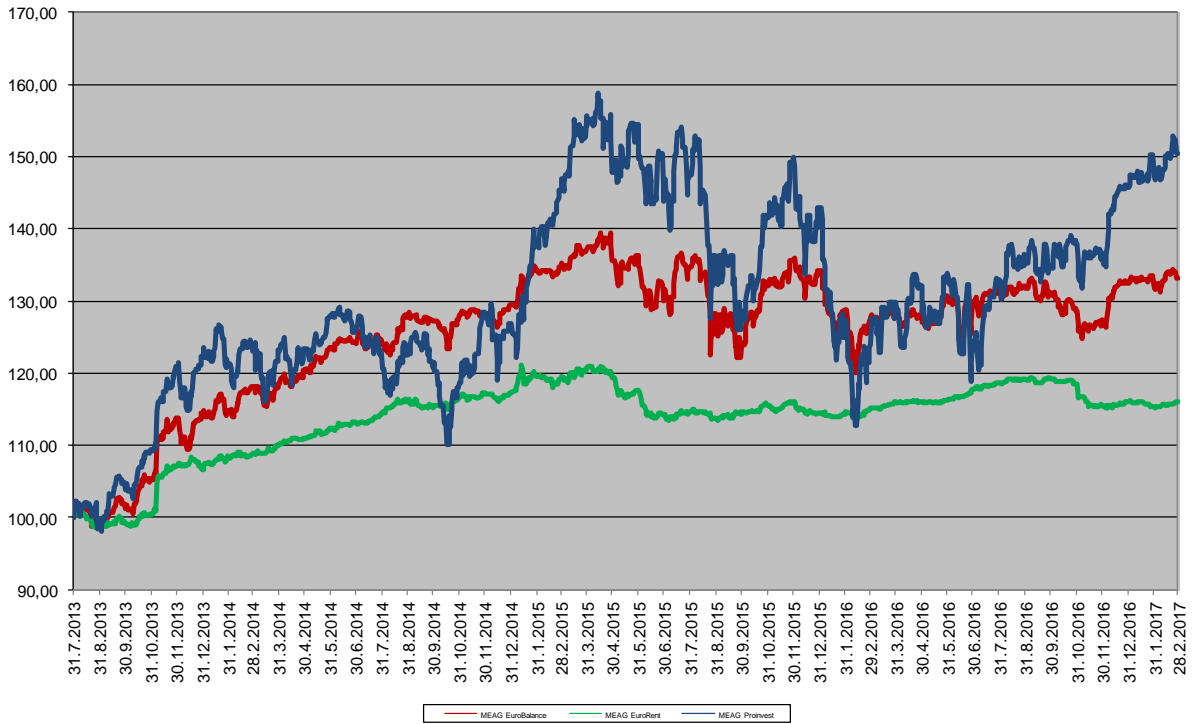
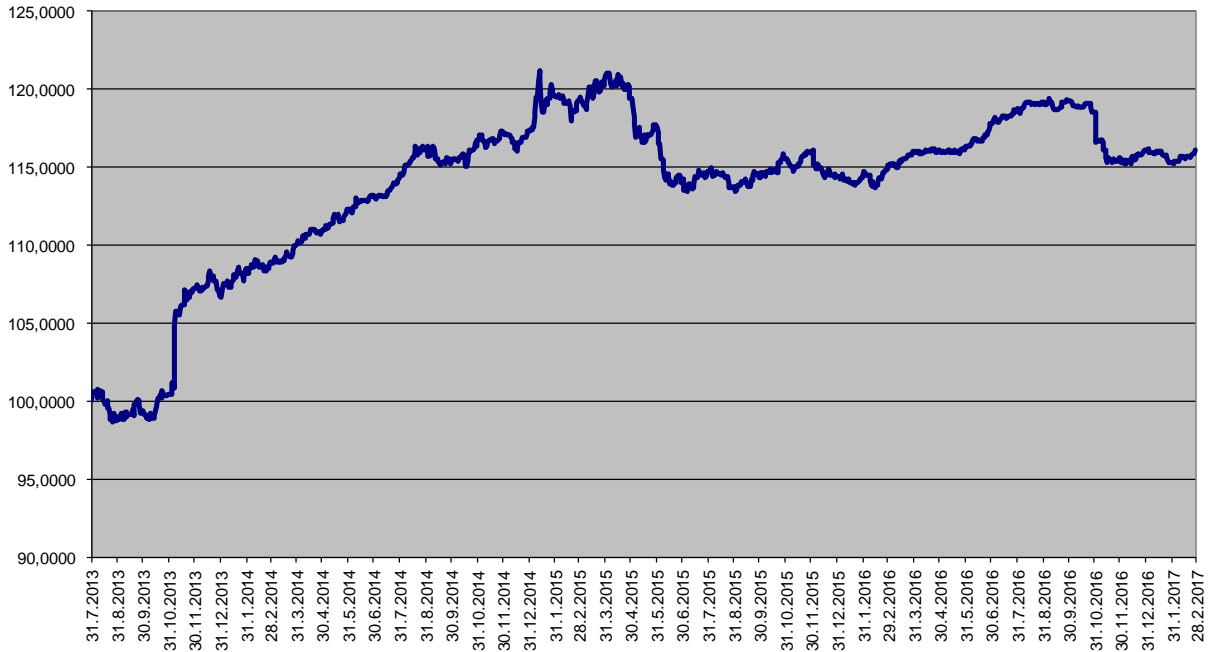
### Jednotkový fond MEAG ProInvest



### Jednotkový fond MEAG EuroBalance

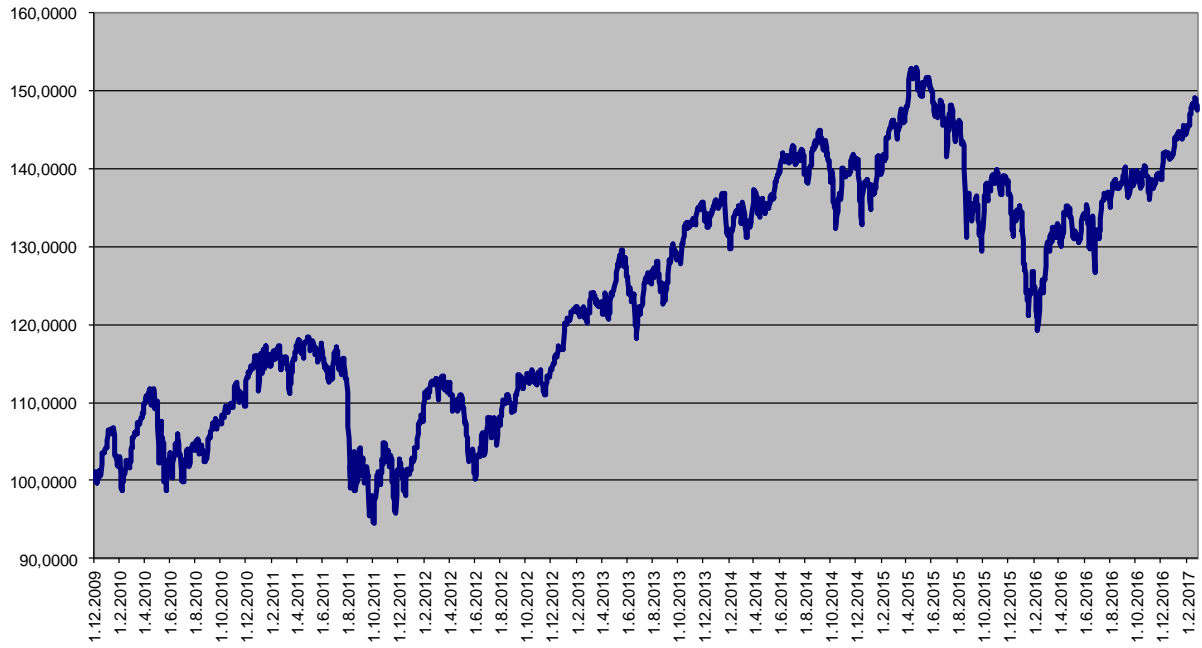


Jednotkový fond MEAG EuroRent

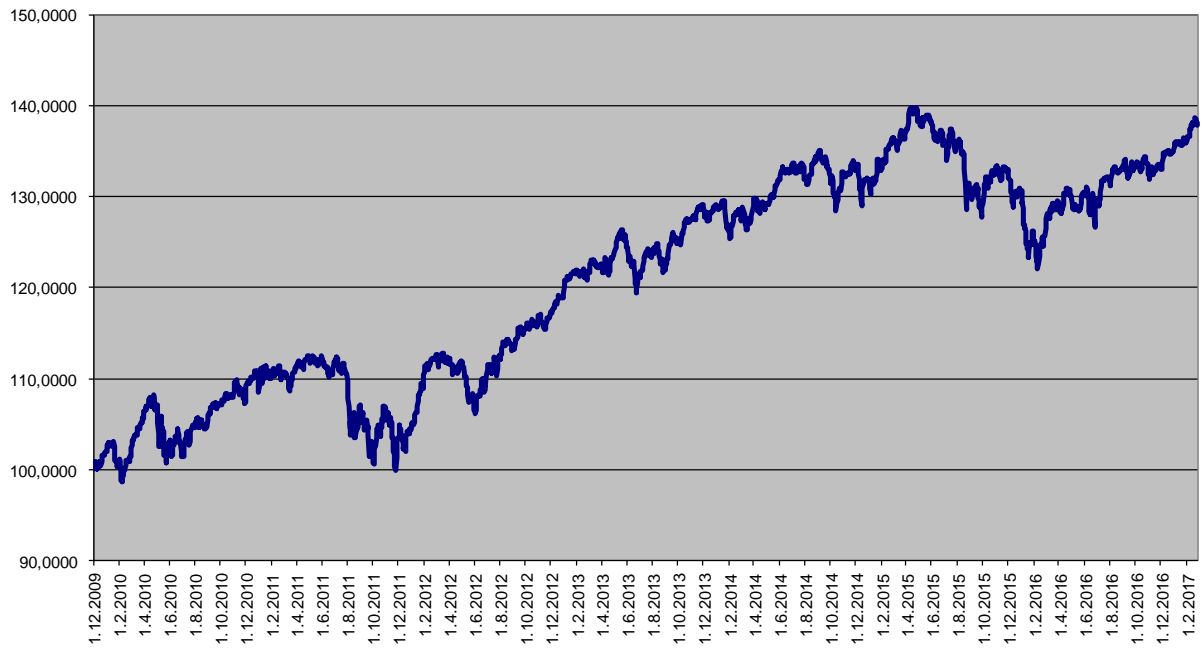


— MEAG EuroBalance — MEAG EuroRent — MEAG Provest

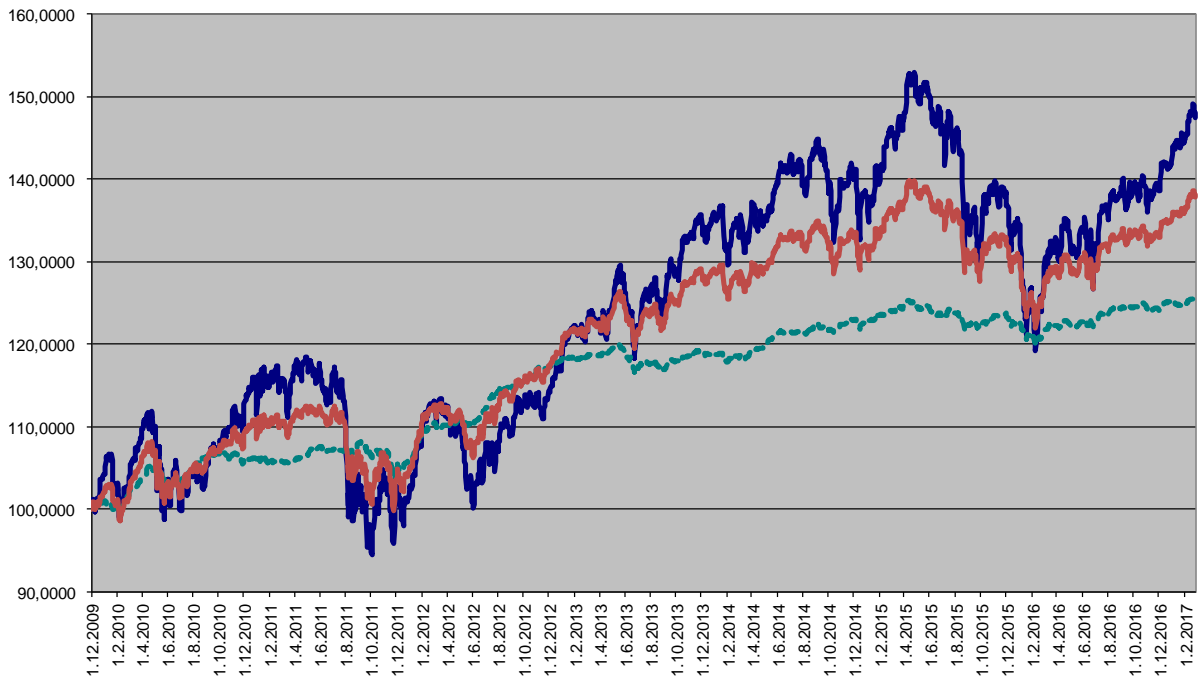
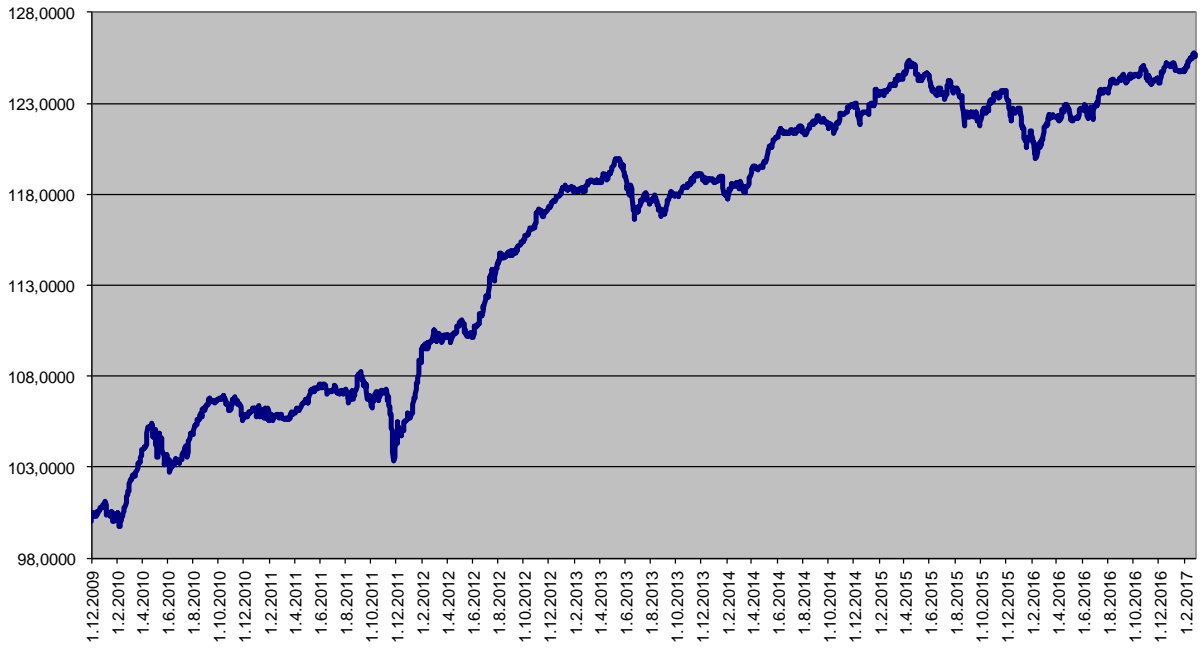
### Dynamická strategie



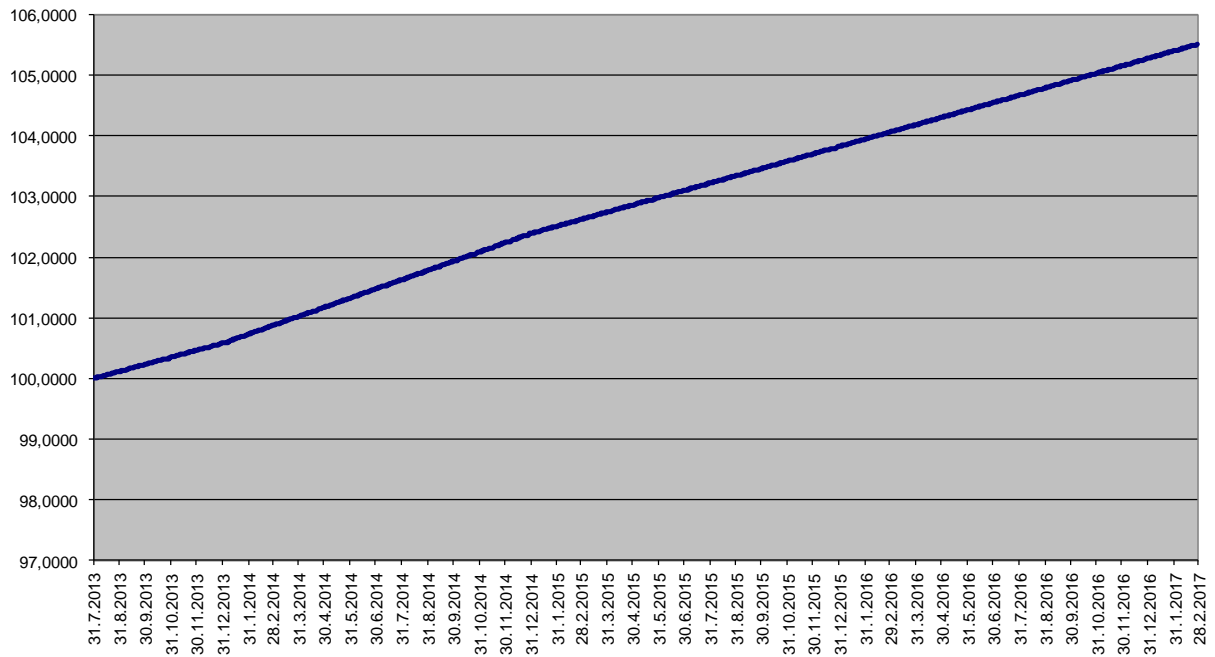
### Vyvážená strategie



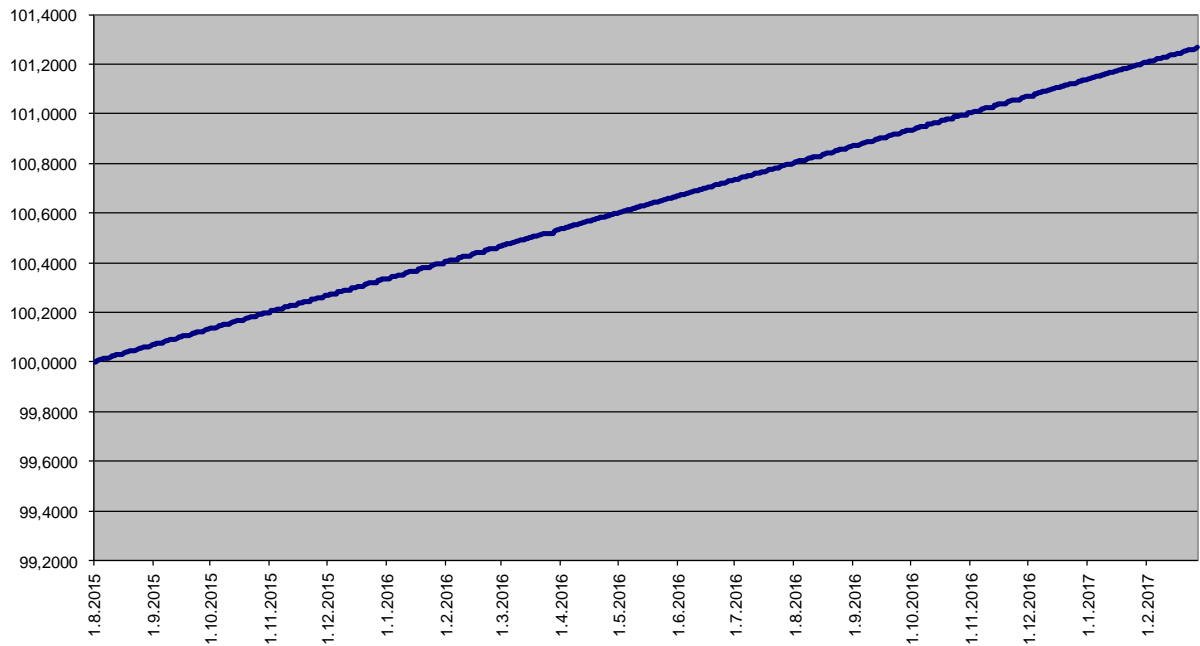
### Konzervativní strategie



### Garantovaný fond



### Garantovaný fond 2015



### Garantovaný fond 2016

