

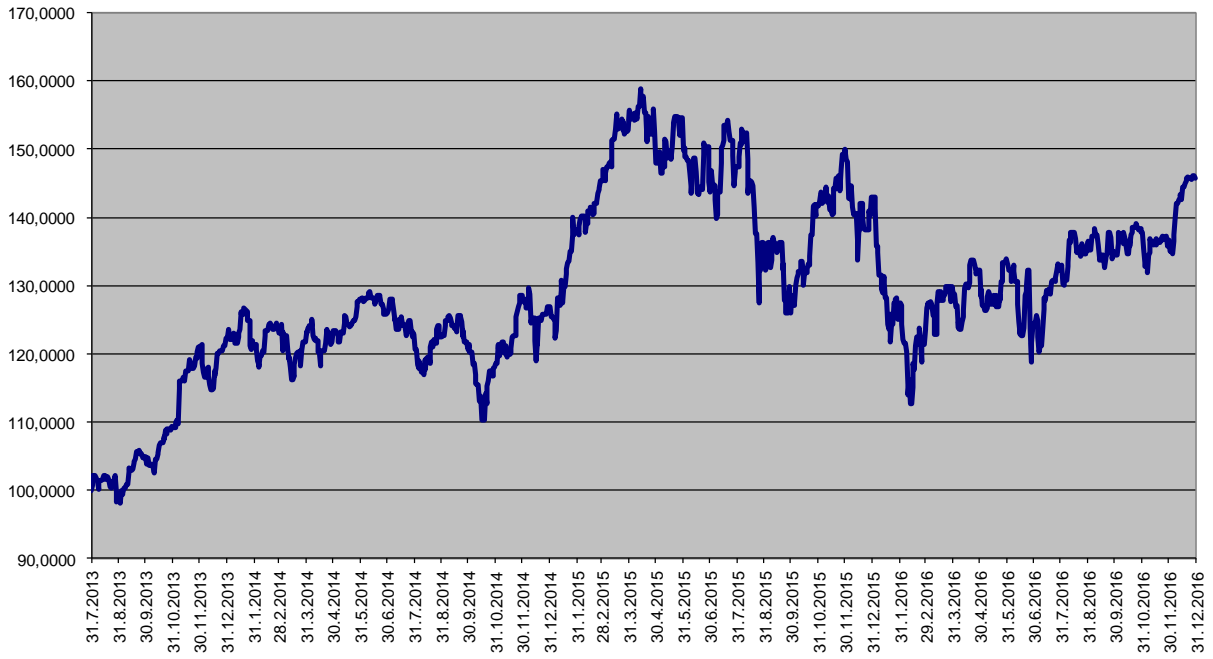
Ceny podílových jednotek  
Investiční životní pojištění

Datum	MEAG EuroBalance	Fond MEAG EuroRent	MEAG Proinvest	Dynamická (Conseq)	Strategie Vyvážená (Conseq)	Konzervativní (Conseq)
30.12.2016	132,4850	116,0874	145,7698	141,8322	134,9340	125,0333
29.12.2016	132,7057	116,0117	146,1154	141,8366	134,9495	125,0712
28.12.2016	132,7303	116,0218	146,1301	141,5645	134,8470	125,1374
27.12.2016	132,4604	115,8982	145,5923	141,5005	134,8071	125,1112
23.12.2016	132,4359	115,7847	145,6390	141,3279	134,7220	125,1024
22.12.2016	132,8039	115,8603	145,8632	141,2171	134,6622	125,0846
21.12.2016	132,7303	115,7847	145,8165	141,8192	135,0009	125,1600
20.12.2016	132,2397	115,7847	145,3868	141,9653	135,0709	125,1874
19.12.2016	132,1906	115,5198	145,0318	141,6869	134,8960	125,0870
16.12.2016	131,8472	115,4441	144,4714	141,9226	134,9540	125,0127
15.12.2016	131,1604	115,7090	142,6031	141,7535	134,8344	124,9443
14.12.2016	131,4791	115,5412	143,2461	141,6487	134,7508	124,8323
13.12.2016	130,3264	115,2549	142,5671	142,1089	134,9094	124,7761
12.12.2016	130,6694	115,4655	142,5474	141,5011	134,5765	124,6630
9.12.2016	130,3259	115,3898	142,0128	141,9381	134,8193	124,7334
8.12.2016	129,3182	115,4917	139,8413	141,6016	134,6142	124,6159
7.12.2016	128,1407	115,2432	137,4826	140,8576	134,2259	124,4878
6.12.2016	126,9114	115,2479	136,5372	139,8087	133,6318	124,2808
5.12.2016	126,3197	115,4421	134,6591	138,9640	133,1247	124,0936
2.12.2016	126,7361	115,2740	135,0532	138,5790	132,9596	124,1164
1.12.2016	127,3257	115,5771	136,6129	138,9190	133,1873	124,2411
30.11.2016	127,2029	115,6529	136,3545	139,2420	133,4372	124,3940
31.10.2016	128,6821	118,4931	137,8004	138,8526	133,5137	124,7288
30.9.2016	131,0377	119,2279	134,5494	138,6488	133,3142	124,4277
31.8.2016	132,1168	119,1964	136,5537	138,1610	133,0302	124,3654
29.7.2016	131,0617	118,6286	132,3129	136,7050	132,0652	123,6684
30.6.2016	129,4530	117,8137	123,7990	131,8516	129,4653	122,8210
31.5.2016	130,6579	116,1402	133,8859	134,0235	130,4127	122,7439
29.4.2016	128,1054	116,0777	132,1774	133,7344	130,1276	122,6375
31.3.2016	128,9717	115,9934	129,8884	132,6919	129,3938	122,2760
29.2.2016	126,9956	114,9160	123,5213	125,6923	125,6433	121,1669
29.1.2016	127,2881	114,3432	125,0066	126,7632	126,1561	121,4640
31.12.2015	134,2206	114,4174	142,8792	134,4555	130,5759	122,7060
30.11.2015	135,6177	115,9976	148,9940	137,8775	132,7027	123,6525
30.10.2015	132,1305	115,5483	141,5848	138,1808	132,4828	123,1555
30.9.2015	122,1353	114,3272	125,9485	131,3842	128,6765	121,9898
31.8.2015	128,2265	113,7333	136,0471	136,4205	131,2623	122,5269
31.7.2015	134,7991	114,7356	147,4131	145,7260	136,0698	123,8390
30.6.2015	130,9451	114,0394	145,1331	145,6498	135,7243	123,4672
29.5.2015	136,2814	117,6828	154,5301	150,1724	138,2573	124,5201
30.4.2015	135,5591	119,3819	147,8981	150,0385	138,2358	124,6268
31.3.2015	137,2522	120,5141	155,7013	147,0266	136,9728	124,6263
27.2.2015	134,7468	119,2722	145,3902	146,1030	136,3601	124,0525
30.1.2015	134,2642	119,5630	138,1877	139,3002	132,8344	123,4190

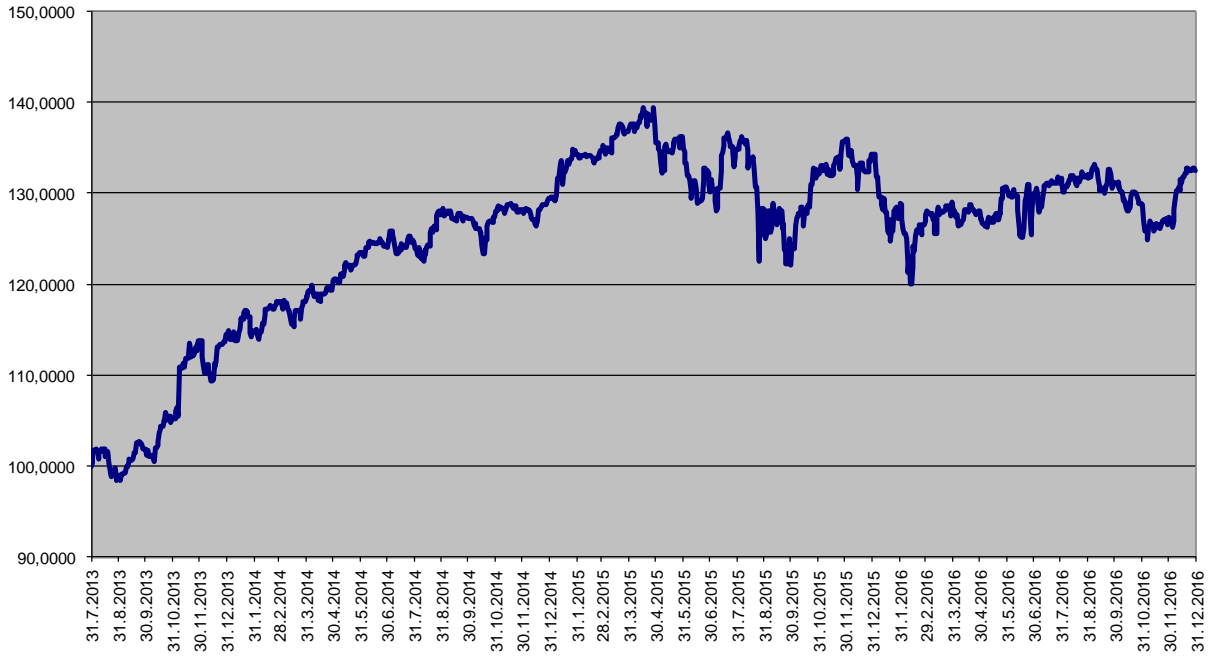
Ceny podílových jednotek  
**Investiční životní pojištění**

Datum	Garantovaný	Garantovaný 2015	Garantovaný 2016
30.12.2016	105,2745	101,1350	100,0735
29.12.2016	105,2705	101,1328	100,0710
28.12.2016	105,2665	101,1306	100,0686
27.12.2016	105,2625	101,1284	100,0661
23.12.2016	105,2465	101,1196	100,0563
22.12.2016	105,2425	101,1174	100,0539
21.12.2016	105,2385	101,1152	100,0514
20.12.2016	105,2345	101,1130	100,0490
19.12.2016	105,2305	101,1108	100,0465
16.12.2016	105,2185	101,1042	100,0392
15.12.2016	105,2145	101,1020	100,0367
14.12.2016	105,2105	101,0998	100,0343
13.12.2016	105,2065	101,0976	100,0318
12.12.2016	105,2025	101,0954	100,0294
9.12.2016	105,1905	101,0888	100,0220
8.12.2016	105,1865	101,0866	100,0196
7.12.2016	105,1825	101,0844	100,0171
6.12.2016	105,1785	101,0822	100,0147
5.12.2016	105,1746	101,0800	100,0122
2.12.2016	105,1626	101,0734	100,0049
1.12.2016	105,1586	101,0712	100,0024
30.11.2016	105,1546	101,0690	100,0000
31.10.2016	105,0348	101,0030	
30.9.2016	104,9112	100,9349	
31.8.2016	104,7917	100,8690	
29.7.2016	104,6604	100,7965	
30.6.2016	104,5452	100,7329	
31.5.2016	104,4261	100,6671	
29.4.2016	104,2993	100,5970	
31.3.2016	104,1844	100,5335	
29.2.2016	104,0618	100,4657	
29.1.2016	103,9394	100,3979	
31.12.2015	103,8249	100,3346	
30.11.2015	103,7024	100,2667	
30.10.2015	103,5800	100,1989	
30.9.2015	103,4617	100,1333	
31.8.2015	103,3436	100,0677	
31.7.2015	103,2216		
30.6.2015	103,0998		
29.5.2015	102,9703		
30.4.2015	102,8605		
31.3.2015	102,7431		
27.2.2015	102,6179		
30.1.2015	102,5085		

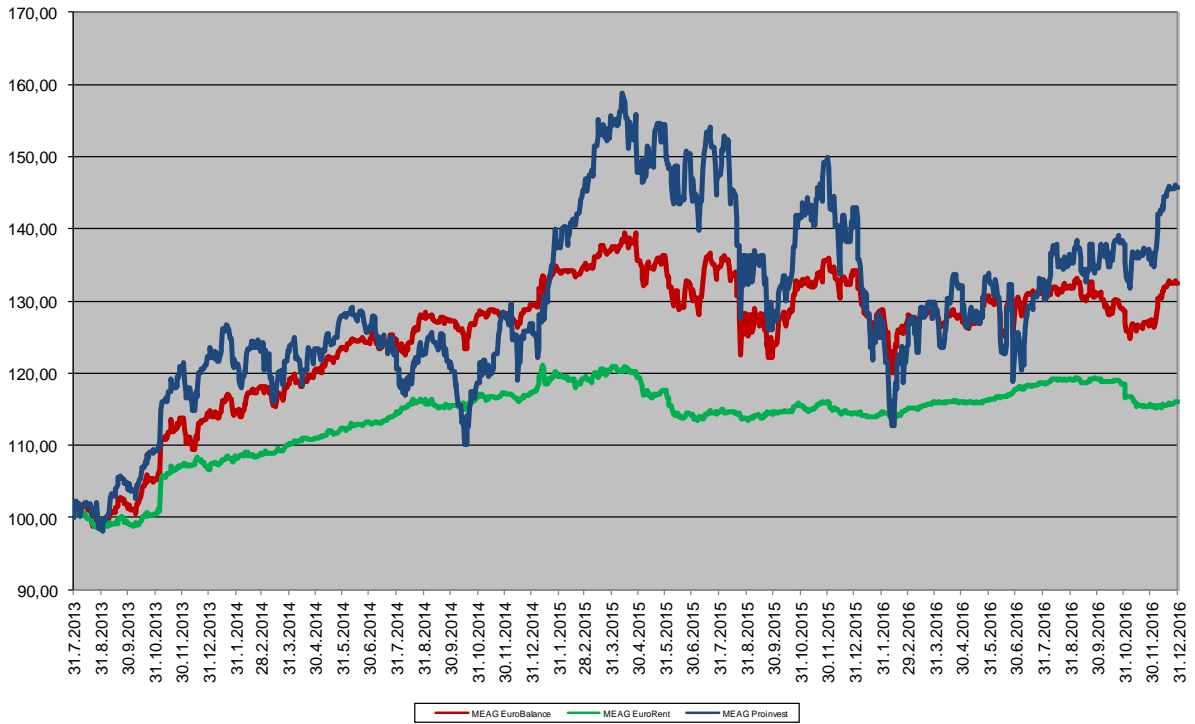
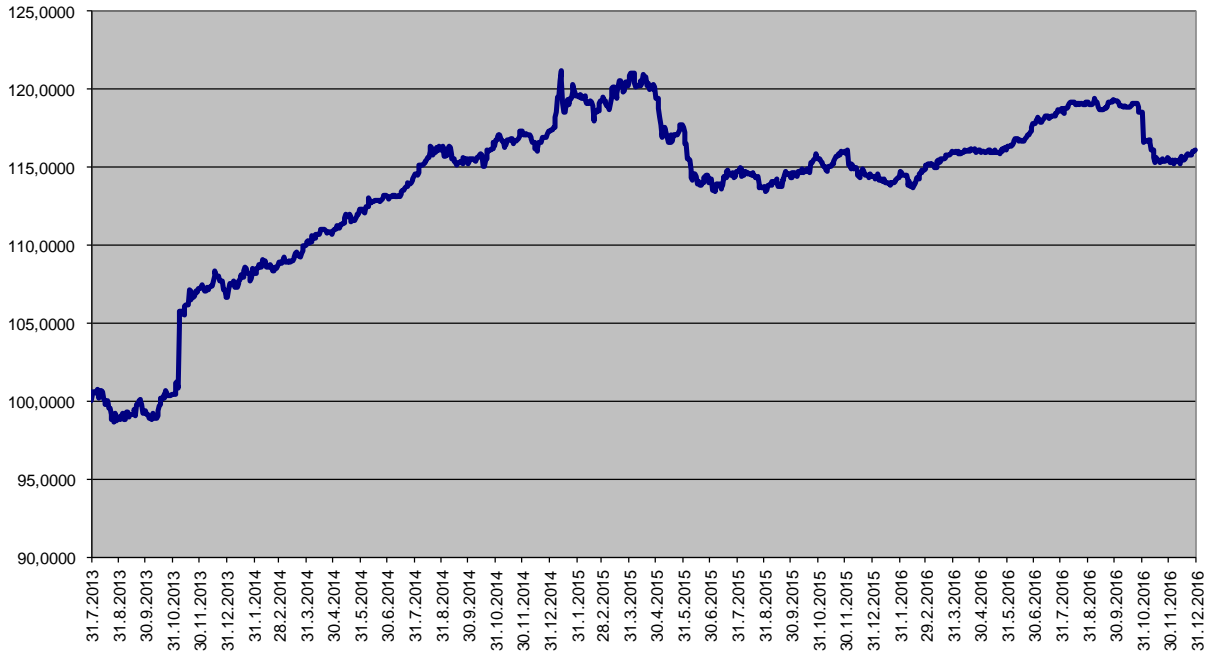
### Jednotkový fond MEAG ProInvest



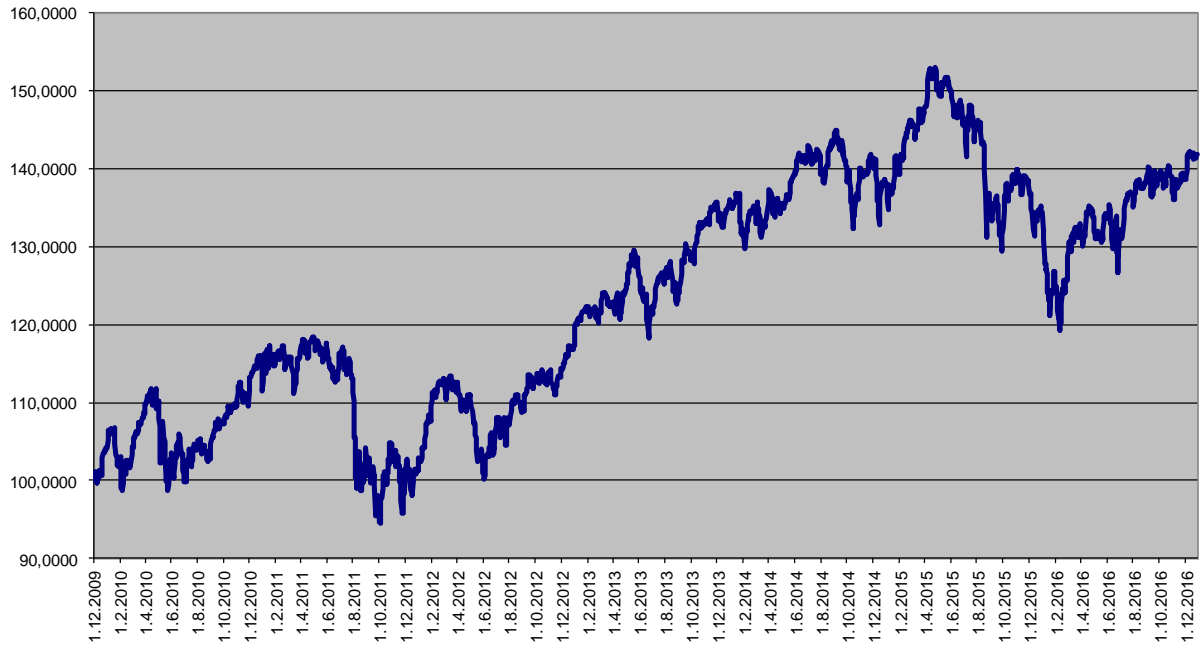
### Jednotkový fond MEAG EuroBalance



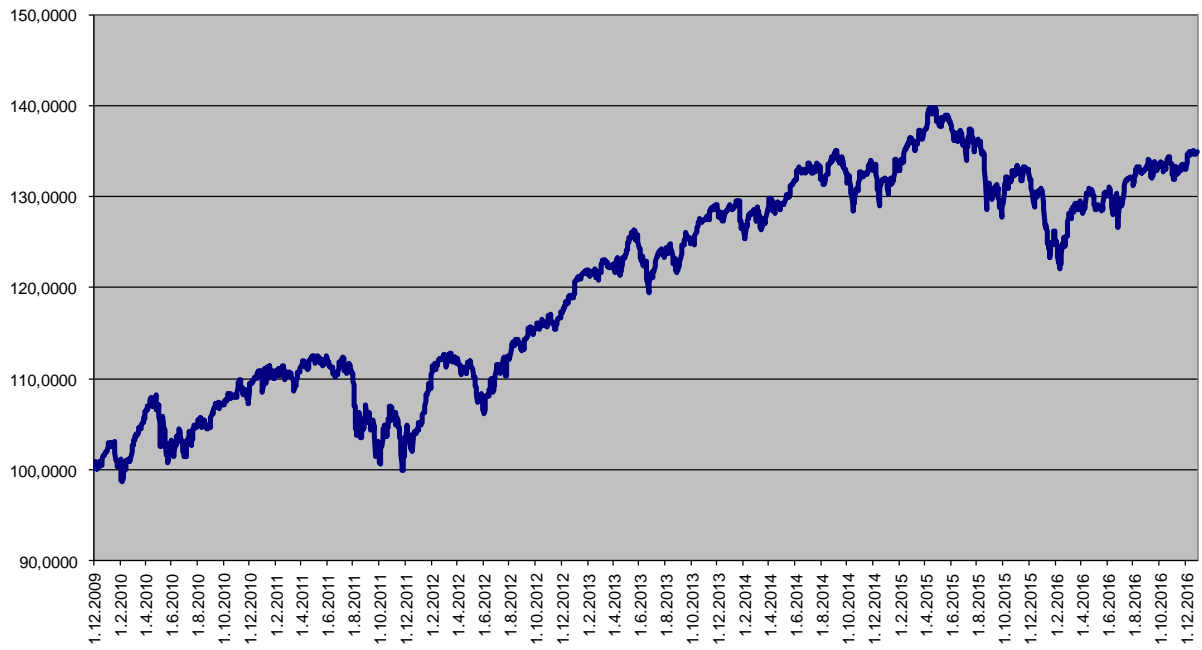
### Jednotkový fond MEAG EuroRent



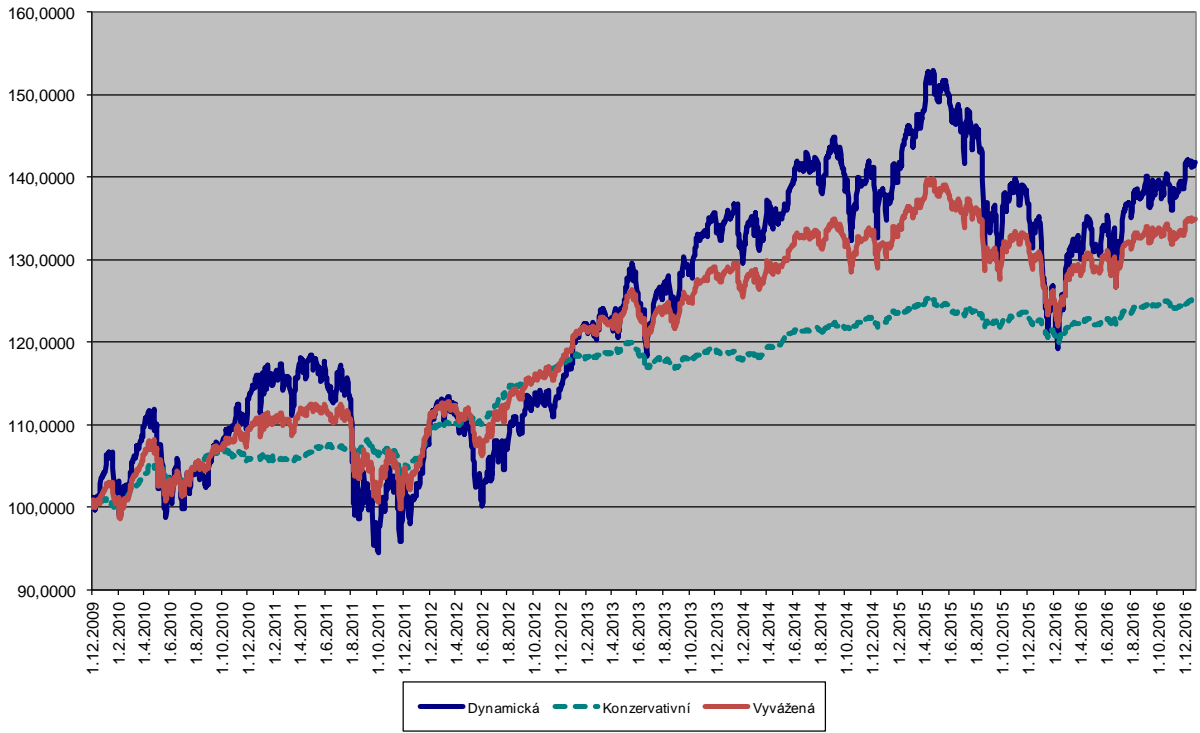
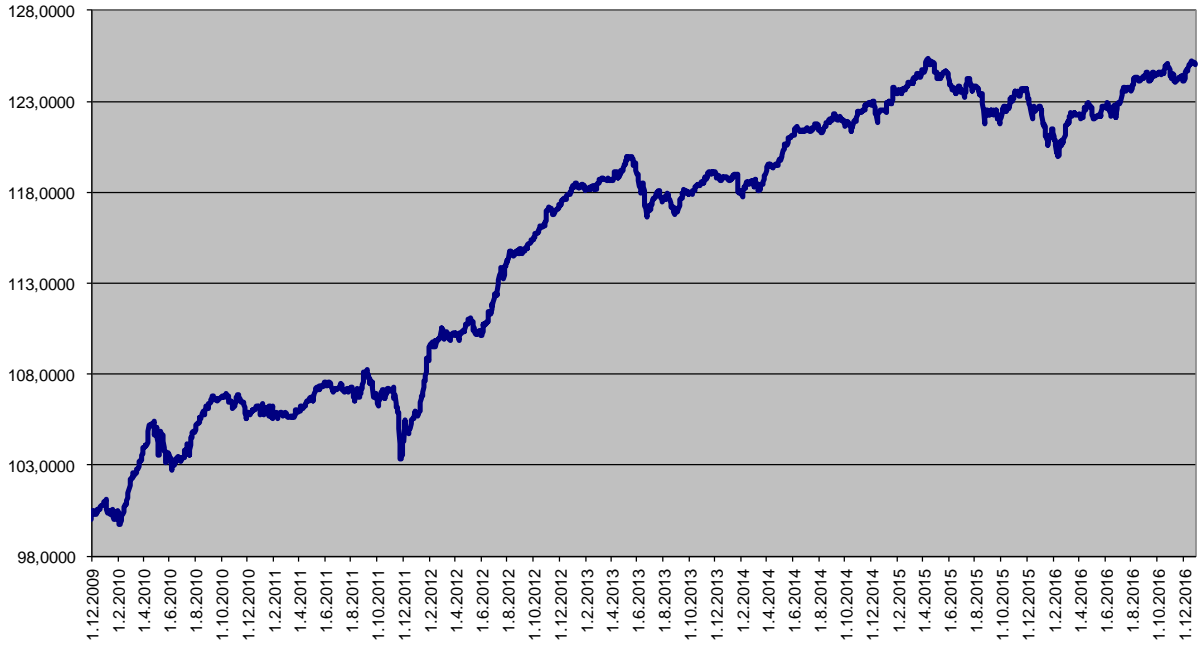
### Dynamická strategie



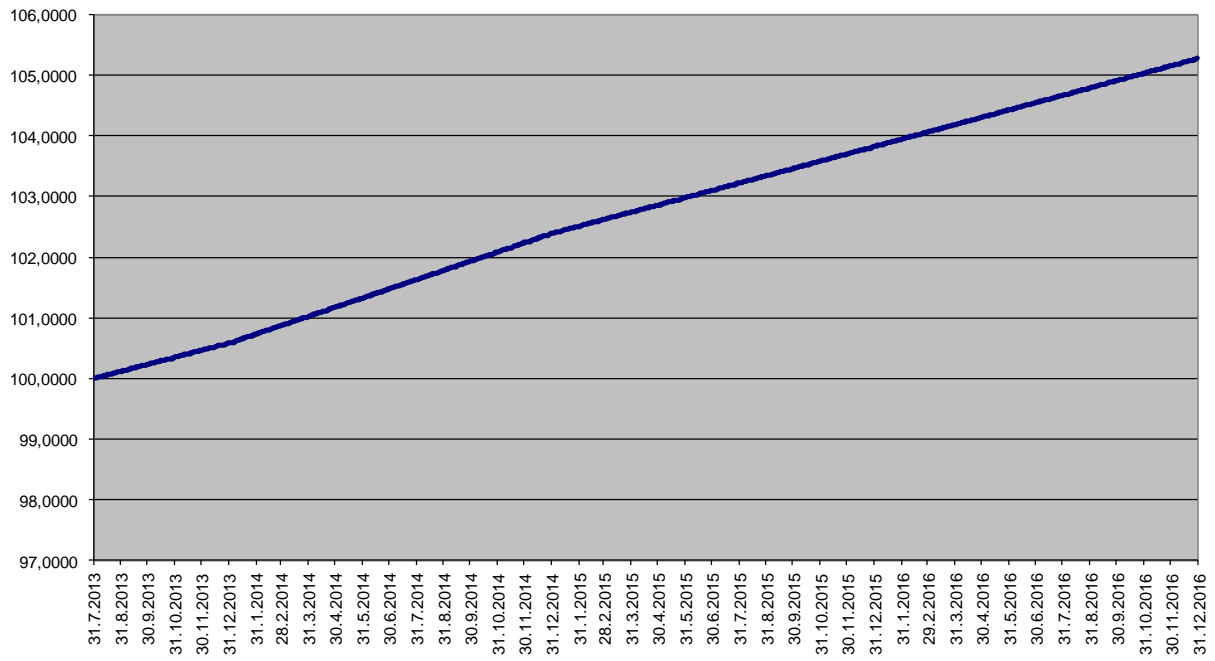
### Vyvážená strategie



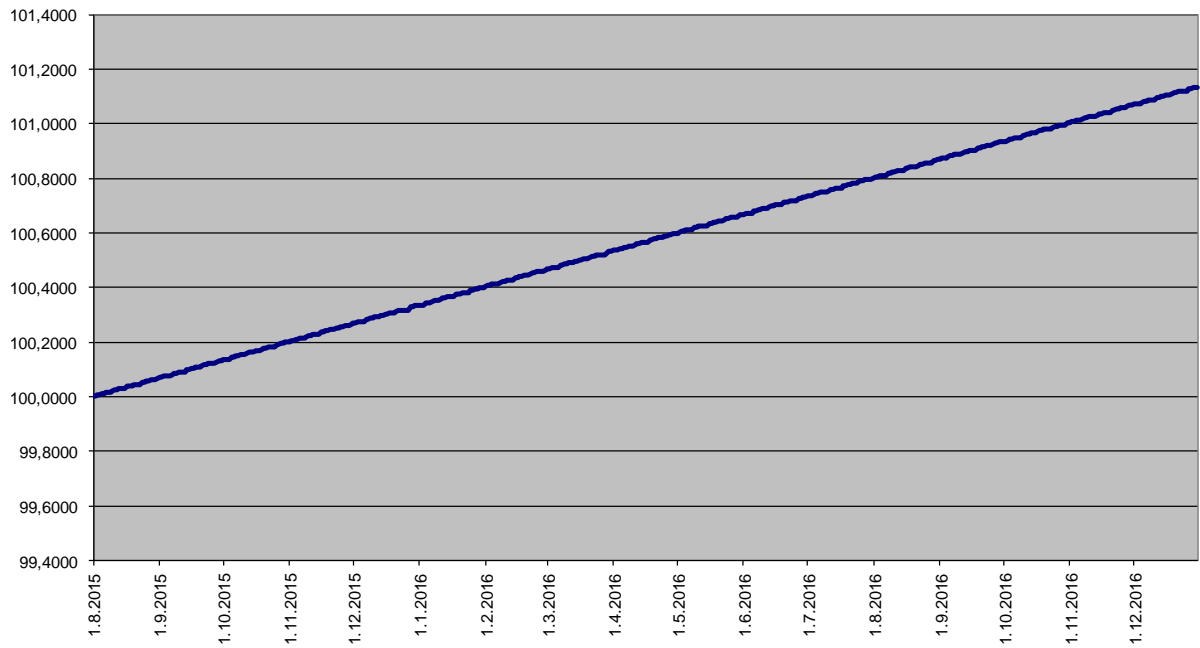
### Konzervativní strategie



### Garantovaný fond



### Garantovaný fond 2015



### Garantovaný fond 2016

